



# L465 SERIES

## Lumasence Bi-Level LED Lighting System

**Fixture Type:**

**Job Information:**

### SPECIFICATIONS:

#### LED MODULES:

- High performance linear configured LED module boards.
- Each board consists of multiple mid-power, high efficacy LEDs in a precise layout eliminating the need for supplemental heat sinking.
- The boards produce an even and diffuse light which maximizes optical efficiency.
- Color temperatures available: 3000K, 3500K and 4000K.
- Upon request: 5000K.

#### LED DRIVER:

- Factory programmable constant current LED power supply.
- Multiple standard drive current outputs (factory set by Mercury) are cataloged with their corresponding lumen package offerings. Upon request, custom drive current outputs and lumen packages are available.
- Universal voltage input, 120V-277V, 50HZ-60HZ.
- Specification grade dimming down to 1% on 0-10V dimming controls.

#### LED LUMEN PACKAGES:

- Cataloged standard lumen packages. See attached chart for full details.
- Custom lumen packages pre-set are optional. Contact factory for details.

#### HOUSING:

- All metal parts are fabricated from heavy gauge code grade cold rolled steel.
- Galvanized steel ends riveted into place.
- One-piece hardware-free end caps are drawn with a 5/8" flange on three sides to overlap and secure the diffuser. End caps slide-on and lock into place without unsightly screws or other hardware.
- LED module boards are securely screwed in place to an internal wire way cover.
- Sufficient electrical knockouts are provided on the housing back.
- White painted finish for long lasting durability.

#### DIFFUSER:

- Diffuser is extruded from high transmission acrylic material for high LED performance.
- An evenly spaced pattern of conical prisms on the bottom panel and inside linear prisms along the sides.

#### STANDBY LIGHTING BATTERY BACKUP:

- Self contained module, 7W, 10W or 12W as specified. Battery backup upon loss of power. Available 4Ft. modules only.

#### OCCUPANCY SENSOR:

- Watt Stopper FS-505 or equal, 40kHz ultrasonic sensor.
- Powered by a 24V internal power pack.
- Field adjustable time delay; 5, 10, 15 or 30 minutes. Field adjustable sensitivity.
- Standby mode settings; 10%, 15%, or 20%. Others on request.

#### INSTALLATIONS:

- Surface mounts individually, ceiling or wall orientation.
- Maximum mounting height off floor is 8ft for proper sensor operation. Obstructions such as exit signs can possibly impede proper sensor operation.
- On request end knockouts for surface conduit entry.

#### CERTIFICATE OF SAFETY

#### COMPLIANCE AND LISTINGS:

- Luminaire: UL and CUL listed 1598 and bears their label. Suitable for dry locations or optional damp locations with UL Damp Label.

#### WARRANTY:

- 5-year limited warranty. Complete LED warranty terms available at [www.mercltg.com](http://www.mercltg.com).
- Actual performance may differ as a result of end-user environment and application.

### FEATURES:

- Motion sensing bi-level stairwell and passageway LED lighting system.
- OSS/Advanced Occupancy Sensing System.
- Compact design complies with all ADA requirements for public areas.
- Digital LED technology provides high efficacy and energy efficiency.
- Custom factory set levels available on request.
- Lumen maintenance; Reported L70 (hours) & L80 (hours) > 60,000.
- CRI greater than 80.
- Fixture lumens per watt ratios up to 112.
- American Made.

### APPLICATIONS:

- Stairwells and similar low traffic public areas require lighting at all times for safety and security. In reality, occupancy in these areas can be near zero.
- OSS technology provides a very low stand-by level of illumination. Extremely sensitive ultrasonic sensor detects even the slightest movement and turns luminaire to full brightness. After occupancy is no longer detected luminaire will return to stand-by level.
- Optional standby lighting battery backup modules further fills the requirements for emergency egress from buildings.



## L465 SERIES

Example: L465-4-3800-35K-HTA-1%-20-UNI-EM7

SERIES	NOMINAL LENGTH (FT)	NOMINAL LUMENS	COLOR TEMP	DIFFUSER	DRIVER	STAND BY POWER	VOLTAGE	OPTIONS
L465	4 46-7/16" Length	46-7/16" 2100 3800 4500 5000 XXXX Custom Lumen Package. Contact Factory.	30K 35K 40K 50K Upon Request	HTA High Transmission Acrylic	1% 0-10V 1% Dimming As Specified	10 15 20	UNI	EM7 EM10 EM12 Available 4ft. Modules Only

## LUMEN PACKAGE


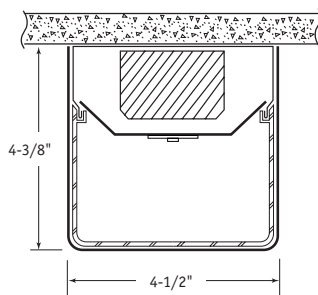
SERIES	NOMINAL LENGTH (FT)	Nominal Lumen Package	Color	Fixture Power (W)	Delivered Lumens	Fixture LPW
L465	4					
		2100	3000K	20W	2008	100
		2100	3500K	20W	2108	105
		2100	4000K	20W	2162	108
		2100	5000K	20W	2255	112
		3800	3000K	40W	3562	90
		3800	3500K	40W	3740	94
		3800	4000K	40W	3836	96
		3800	5000K	40W	4001	101
		4500	3000K	50W	4258	85
		4500	3500K	50W	4471	89
		4500	4000K	50W	4586	92
		4500	5000K	50W	4782	96
		5000	3000K	54W	4695	82
		5000	3500K	54W	4930	86
		5000	4000K	54W	5056	89
		5000	5000K	54W	5273	93

Actual wattage may differ by +/- 5% when operating between 120V-277V +/- 10%.


## PHOTOMETRICS:

All photometric reports are available at [www.mercltg.com](http://www.mercltg.com).

## CROSS SECTION:



Sensor Detail



Stairwell Location

