



LI6 SERIES

Mid to High Lumen Industrial Full Reflector LED Luminaire Open LED Design

Fixture Type:

Job Information:

SPECIFICATIONS:

LED MODULES:

- High performance linear configured LED module boards.
- Each board consists of multiple mid-power, high efficacy LEDs in a precise layout eliminating the need for supplemental heat sinking.
- The boards produce an even and diffuse light which maximizes optical efficiency.
- Compatible with the dimming performance of the LED driver.
- Color temperatures available: 3000K, 3500K, 4000K and 5000K.

LED DRIVERS:

- Factory programmable constant current LED power supply.
- Multiple standard drive current outputs (factory set by Mercury) are cataloged with their corresponding lumen package offerings. Upon request, custom drive current outputs and lumen packages are available.
- Note: Certain cataloged lumen packages may be provided with a non-programmable constant current LED power supply at Mercury's discretion. Contact factory if critical.
- Universal voltage input, 120V-277V, 50HZ-60HZ.
- Specification grade dimming down to 1% on 0-10V dimming controls.

LED LUMEN PACKAGES:

- Cataloged standard lumen packages. See attached chart for full details.
- Custom lumen packages pre-set are optional with programmable drivers only. Contact factory for details.

HOUSING AND REFLECTOR:

- Fabricated from code grade cold rolled steel with a white polyester finish for long lasting durability.
- Housing ends and parts are held into place with a combination of rivets and screws.
- Precision formed multi-bend reflector attaches with screws.
- Sufficient electrical knockouts are provided on the housing back and ends.

OPEN LED DESIGN:

- Intended use with open LED modules maximizes lumen output.
- LED boards are securely screwed to reflector.
- Wire guards are available for LED protection.

STANDBY LIGHTING OPTION:

- Self contained module, 10W or 12W as specified. Battery backup upon loss of power.

OPTIONAL OCCUPANCY SENSOR:

- Self-contained sensor (Leviton #OSFHU or equal) mounts directly to luminaire.
- Passive infrared (PIF) technology for individual luminaire control.

INSTALLATIONS:

- May be surface mounted or suspended from the ceiling, individually or in continuous run applications.
- If suspended, intended to be supported on aircraft cable, chain or stems.
- Optional wired-in flex, cord and plugs sets, and twist-lock plug sets.

CERTIFICATE OF SAFETY COMPLIANCE AND LISTINGS:

- Luminaire: UL and CUL listed 1598 and bears their label. Suitable for damp locations.

WARRANTY:

- 5-year limited warranty is standard. Special 10-year warranty available on a job-to-job basis. Complete LED warranty terms available at www.mercltg.com.
- Actual performance may differ as a result of end-user environment and application.
- Most LED luminaires are suitable to operate in ambient temperatures from -20C (-4F) to 25C (77F).
- The following exclusions apply: Luminaires with optional standby lighting option, integral lighting controls options, or wireless control options. Consult factory.
- LM-79 testing was measured under a controlled 25C (77F) ambient operating temperature.

FEATURES:

- Industrial style linear ambient LED luminaire.
- Mid to high lumen packages.
- Full reflector design adds shielding to cut glare without reducing performance.
- Intended for the medium to higher ceilings found in warehouses, storage facilities, big box retailing and gymnasiums.
- For new installations or direct replacement for older HID or fluorescent luminaires.
- Nominal 4Ft. module offers lumen packages up to 12,000 lumens.
- Digital LED technology provides high efficacy and energy efficiency.
- Multiple power and light levels are offered as standard to allow meeting design and energy needs per application. Custom factory set levels available on request.
- No maintenance required as LED luminaires require no re-lamping efforts. Extremely important with intended higher mounting heights.
- Lumen maintenance; Reported L70 (hours) & L80 (hours) > 60,000.
- CRI greater than 80.
- Fixture lumens per watt ratios up to 166.
- American Made.



LI6 SERIES

Example: LI6-4-8000-35K-1%-UNI-EM10


LI6				UNI			
SERIES	NOMINAL LENGTH (FT)	NOMINAL LUMENS	COLOR TEMP	DRIVER	VOLTAGE	STANDBY LIGHTING OPTIONS	OPTIONS
LI6	4 48" Length	48" L 4500 5600 8000 12,000	30K 35K 40K 50K Upon Request	1% 0-10V 1% Dimming As Specified	UNI	EM10 EM12	O1 Levitan OSFHU or equal Occupancy Sensor, 360 Degree Lens Inst. Aisle Pattern Incl.

LUMEN PACKAGE

Series	Nominal Length (FT)	Nominal Lumen Package	Color	Fixture Power (W)	Delivered Lumens	Fixture LPW
LI6	4					
		4500	3500K	28	4404	157
		4500	4000K	28	4545	162
		5600	3500K	34	5481	161
		5600	4000K	34	5656	166
		8000	3500K	50	7843	157
		8000	4000K	50	8096	162
		12,000	3500K	80	11,876	148
		12,000	4000K	80	12,257	153

Actual wattage may differ by +/- 5% when operating between 120V-277V +/- 10%.

ACCESSORIES:



Wire Guard

Clamp Hanger

V-Hanger

HANGING ACCESSORIES

PART #	DESCRIPTION
R5PF-100	Round 5" power feed canopy, Hanging hardware, 100" long 1/16" cable.
R5-100	Round 5" canopy, Hanging hardware, 100" long 1/16" cable.
R2-100	Round 2" canopy, Hanging hardware, 100" long 1/16" cable.
S5PF-100	Square 5" power feed canopy, Hanging hardware, 100" long 1/16" cable.
S5-100	Square 5" canopy, Hanging hardware, 100" long 1/16" cable.
S2-100	Square 2" power feed canopy, Hanging hardware, 100" long 1/16" cable.
ACXX	Aircraft Cable/ XX= 48"L, 96"L, 150"L
CH-18	Y-Shaped 18"L Cable/Paddle Hanger

PART #	DESCRIPTION
VH-XX	"V" Hanger w/XX= 48"L or 72"L Chain & "S" Hook
CPYS-1	S-1 Single Stem 5" Dia. Canopy
STMXX	XX= 12"L, 24"L, 48"L Stem/ 3/8" IPS-5/8" OD
CH	Clamp Hanger

Other cable lengths available.


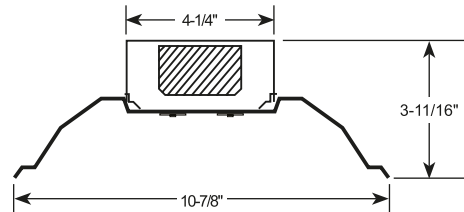
ACCESSORIES

PART #	DESCRIPTION
WG-MIE	11GA. Wire Guard 48"L, Chrome Finish

PHOTOMETRICS:

All photometric reports are available at www.mercltg.com.

CROSS SECTIONS:



Detail

