

## TUMBLER TRACK LUMINAIRE



### MATERIAL

Aluminum Die-Casting, Electrostatic Powder Coating  
REFLECTOR: LENS

### STANDARD COLORS

White, Gray, Black

### SOURCE INFORMATION

WATTAGE	27W
INPUT VOLTAGE	120VAC-277VAC
CRI	90
COLOR TEMP	2700K/3000K/3500K/4000K
OPERATING TEMP	-4 to +104 °F

### ADJUSTABLE ANGLE

Tilt 90°  
Rotation 355°

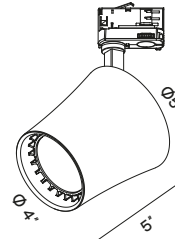
### TYPE OF LED

COB

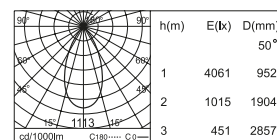
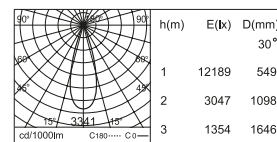
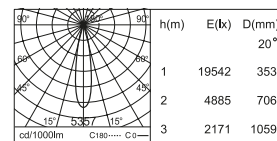
### WARRANTY

50 000 hours at 77 °F

### DIMENSIONS



### PHOTOMETRICS



Fixture type:

Job information:

--	--

# TUMBLER 1



## PRODUCT DEFINITION SHEET

1	2	3	4	5
6	7	8	9	10

1	2	3	4	5	6
SERIES	WATTAGE	LUMEN OUTPUT	BEAM ANGLE	FINISH	COLOR TEMP
<input type="checkbox"/> TMB1	<input type="checkbox"/> 27W	<input type="checkbox"/> 2900 lm <input type="checkbox"/> 3000 lm <input type="checkbox"/> 3100 lm	<input type="checkbox"/> 20° <input type="checkbox"/> 30° <input type="checkbox"/> 50°	<input type="checkbox"/> <b>W</b> White <input type="checkbox"/> <b>G</b> Grey <input type="checkbox"/> <b>B</b> Black <input type="checkbox"/> <b>C</b> Custom	90 CRI <input type="checkbox"/> 27K <input type="checkbox"/> 30K <input type="checkbox"/> 35K <input type="checkbox"/> 40K

Custom powder coat color matching is available for a setup fee.

Consult Mercury Lighting for additional information.

7	8	9	10
MOUNTING	DRIVER	DRIVER LOCATION	VOLTAGE
<input type="checkbox"/> <b>TR</b> Track	<input type="checkbox"/> <b>VO10-1</b> 0-10V, dim to 1%	<input type="checkbox"/> <b>RE</b> Remote	<input type="checkbox"/> <b>UNIV</b> 120VAC-277 VAC

For other dimming options contact Mercury