

DOWNLIGHT



MATERIAL

Aluminum Die-Casting, Electrostatic Powder Coating
 ADJUSTABLE RING: PC
 REFLECTOR: Chrome (Non Glare Refelctor)

STANDARD COLORS

White, Gray, Black

SOURCE INFORMATION

WATTAGE	23W
INPUT VOLTAGE	120VAC-277VAC
CRI	90
COLOR TEMP	2700K/3000K/3500K/4000K
OPERATING TEMP	-4 to +104 °F

TYPE OF LED

COB

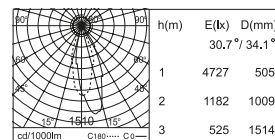
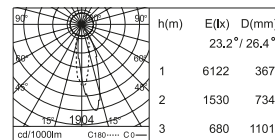
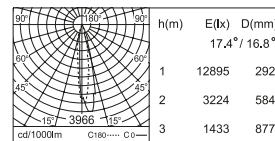
WARRANTY

50 000 hours at 77 °F

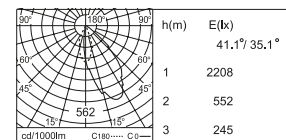
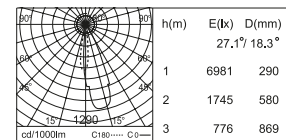
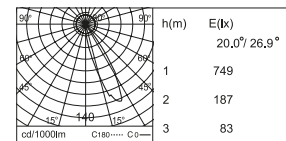
Fixture type:	Job information:
<input type="text"/>	<input type="text"/>

PHOTOMETRICS

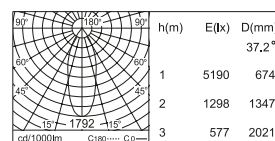
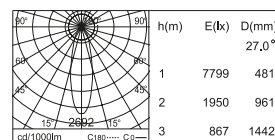
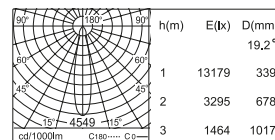
RYN-23



RYN-23H



RYN-23 (DIRECT)



PRODUCT DEFINITION SHEET



1	2	3	4	5	6
7	8	9	10	11	12

1	2	3	4	5	6
SERIES	WATTAGE	LIGHT DISTRIBUTION	HOUSING TYPE	BEAM ANGLE	LUMEN OUTPUT
<input type="checkbox"/> RYN	<input type="checkbox"/> 23W	<input type="checkbox"/> AD Adjustable	<input type="checkbox"/> TWF Trim With Flange	<input type="checkbox"/> 17°	<input type="checkbox"/> 1900 lm
				<input type="checkbox"/> 23°	<input type="checkbox"/> 1900 lm
				<input type="checkbox"/> 30°	<input type="checkbox"/> 1900 lm
	<input type="checkbox"/> 23HW	<input type="checkbox"/> AD Adjustable	<input type="checkbox"/> TWF Trim With Flange	<input type="checkbox"/> 20°	<input type="checkbox"/> 2000 lm
				<input type="checkbox"/> 27°	<input type="checkbox"/> 2000 lm
				<input type="checkbox"/> 41°	<input type="checkbox"/> 1800 lm
	<input type="checkbox"/> 23W	<input type="checkbox"/> DI Direct	<input type="checkbox"/> TWF Trim With Flange	<input type="checkbox"/> 19°	<input type="checkbox"/> 2400 lm
				<input type="checkbox"/> 27°	<input type="checkbox"/> 2300 lm
				<input type="checkbox"/> 37°	<input type="checkbox"/> 2300 lm

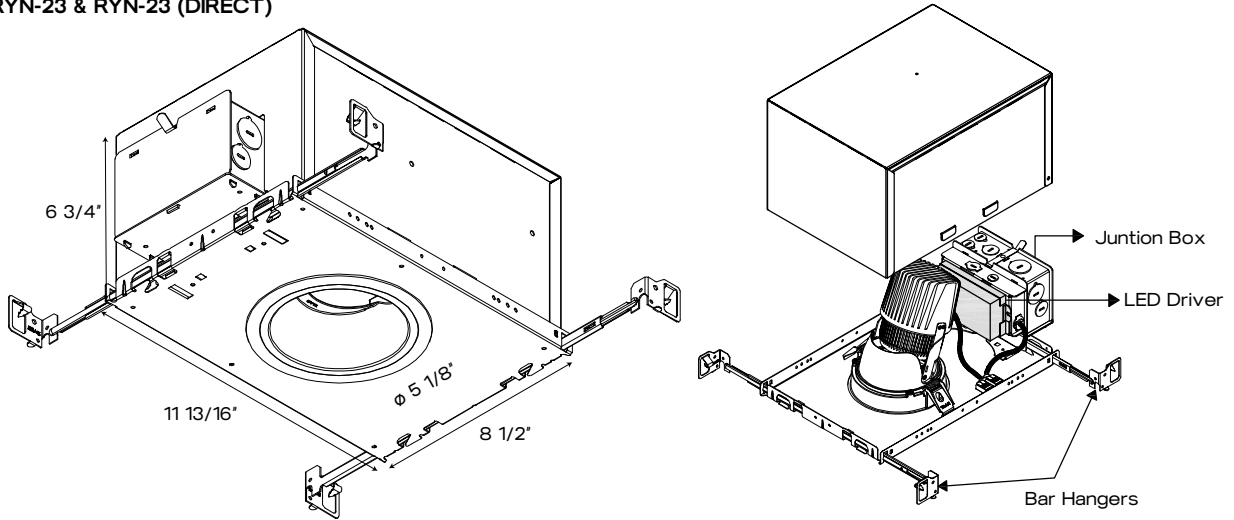
7	8	9	10
FLANGE COLOR	COLOR TEMP	MOUNTING	DRIVER
<input type="checkbox"/> <input type="checkbox"/> W White	<input type="checkbox"/> 90 CRI	<input type="checkbox"/> RM Recessed mount	<input type="checkbox"/> V010 0-10V Universal Voltage Driver
<input type="checkbox"/> <input type="checkbox"/> G Grey	<input type="checkbox"/> 27K		For other dimming options contact Mercury
<input type="checkbox"/> <input type="checkbox"/> B Black	<input type="checkbox"/> 30K		
	<input type="checkbox"/> 35K		
	<input type="checkbox"/> 40K		

11	12
DRIVER LOCATION	VOLTAGE
<input type="checkbox"/> IC BOX	<input type="checkbox"/> UNIV 120VAC-277 VAC

IC BOX



RYN-23 & RYN-23 (DIRECT)



RYN-23H

