

DOWNLIGHT



MATERIAL

Aluminum Die-Casting, Electrostatic Powder Coating
 REFLECTOR: INNER : PC (Vacuum Coating) /
 OUTER : Aluminum Anodized Specular Silver

STANDARD COLORS

White, Gray, Black

SOURCE INFORMATION

WATTAGE	10W
INPUT VOLTAGE	120VAC-277VAC
CRI	90
COLOR TEMP	2700K/3000K/3500K/4000K
OPERATING TEMP	-4 to +104 °F

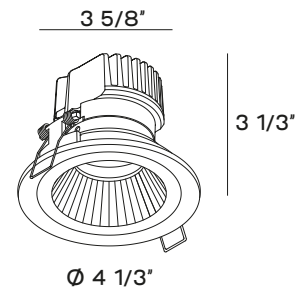
TYPE OF LED

COB

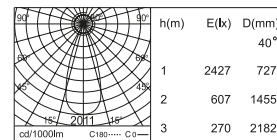
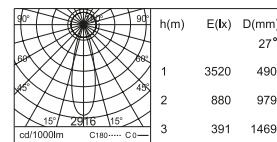
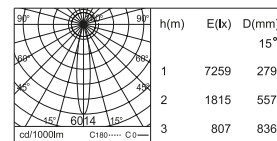
WARRANTY

50 000 hours at 77 °F

DIMENSIONS



PHOTOMETRICS



Fixture type:

Job information:

PRODUCT DEFINITION SHEET



1	2	3	4	5	6
7	8	9	10	11	12

1	2	3	4	5	6
SERIES	WATTAGE	LIGHT DISTRIBUTION	HOUSING TYPE	BEAM ANGLE	LUMEN OUTPUT
<input type="checkbox"/> ION	<input type="checkbox"/> 10W	<input type="checkbox"/> DI Direct	<input type="checkbox"/> TWF Trim With Flange	<input type="checkbox"/> 15° <input type="checkbox"/> 27° <input type="checkbox"/> 40°	<input type="checkbox"/> 950 lm <input type="checkbox"/> 890 lm <input type="checkbox"/> 1000 lm

7	8	9	10
FLANGE COLOR	COLOR TEMP	MOUNTING	DRIVER
<input type="checkbox"/> W White <input type="checkbox"/> G Grey <input type="checkbox"/> B Black	90 CRI <input type="checkbox"/> 27K <input type="checkbox"/> 30K <input type="checkbox"/> 35K <input type="checkbox"/> 40K	<input type="checkbox"/> RM Recessed mount	<input type="checkbox"/> V010 0-10V Universal Voltage Driver For other dimming options contact Mercury

11	12
DRIVER LOCATION	VOLTAGE
<input type="checkbox"/> IC BOX	<input type="checkbox"/> UNIV 120VAC-277 VAC

IC BOX

