

DOWNLIGHT



MATERIAL

Aluminum Die-Casting, Electrostatic Powder Coating
REFLECTOR: PC (Vacuum Coating)

STANDARD COLORS

White, Gray, Black

SOURCE INFORMATION

WATTAGE	10W
INPUT VOLTAGE	120VAC-277VAC
CRI	90
COLOR TEMP	2700K/3000K/3500K/4000K
OPERATING TEMP	-4 to +104 °F

ADJUSTABLE ANGLE

Tilt 40°

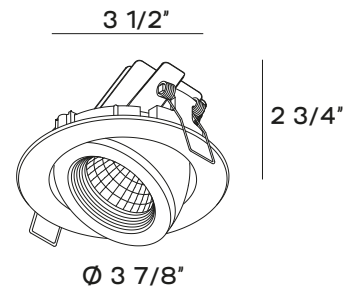
TYPE OF LED

COB

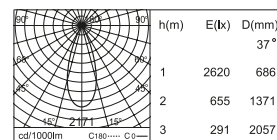
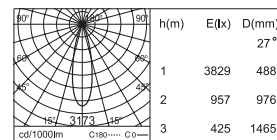
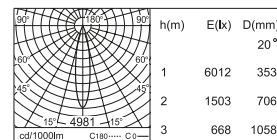
WARRANTY

50 000 hours at 77°F

DIMENSIONS



PHOTOMETRICS



Fixture type:

Job information:

--	--

PRODUCT DEFINITION SHEET



1	2	3	4	5	6
7	8	9	10	11	12

1	2	3	4	5	6
SERIES	WATTAGE	LIGHT DISTRIBUTION	HOUSING TYPE	BEAM ANGLE	LUMEN OUTPUT
<input type="checkbox"/> ARS	<input type="checkbox"/> 10W	<input type="checkbox"/> AD Adjustable	<input type="checkbox"/> TWF Trim With Flange	<input type="checkbox"/> 20°	<input type="checkbox"/> 1020 lm
				<input type="checkbox"/> 27°	<input type="checkbox"/> 950 lm
				<input type="checkbox"/> 37°	<input type="checkbox"/> 1000 lm

7	8	9	10
FLANGE COLOR	COLOR TEMP	MOUNTING	DRIVER
<input type="checkbox"/> <input type="checkbox"/> W White	90 CRI	<input type="checkbox"/> RM Recessed mount	<input type="checkbox"/> V010 0-10V Universal Voltage Driver
<input type="checkbox"/> <input type="checkbox"/> G Grey	<input type="checkbox"/> 27K		For other dimming options contact Mercury
<input type="checkbox"/> <input type="checkbox"/> B Black	<input type="checkbox"/> 30K		
	<input type="checkbox"/> 35K		
	<input type="checkbox"/> 40K		

11	12
DRIVER LOCATION	VOLTAGE
<input type="checkbox"/> IC BOX	<input type="checkbox"/> UNIV 120VAC-277 VAC

IC BOX

