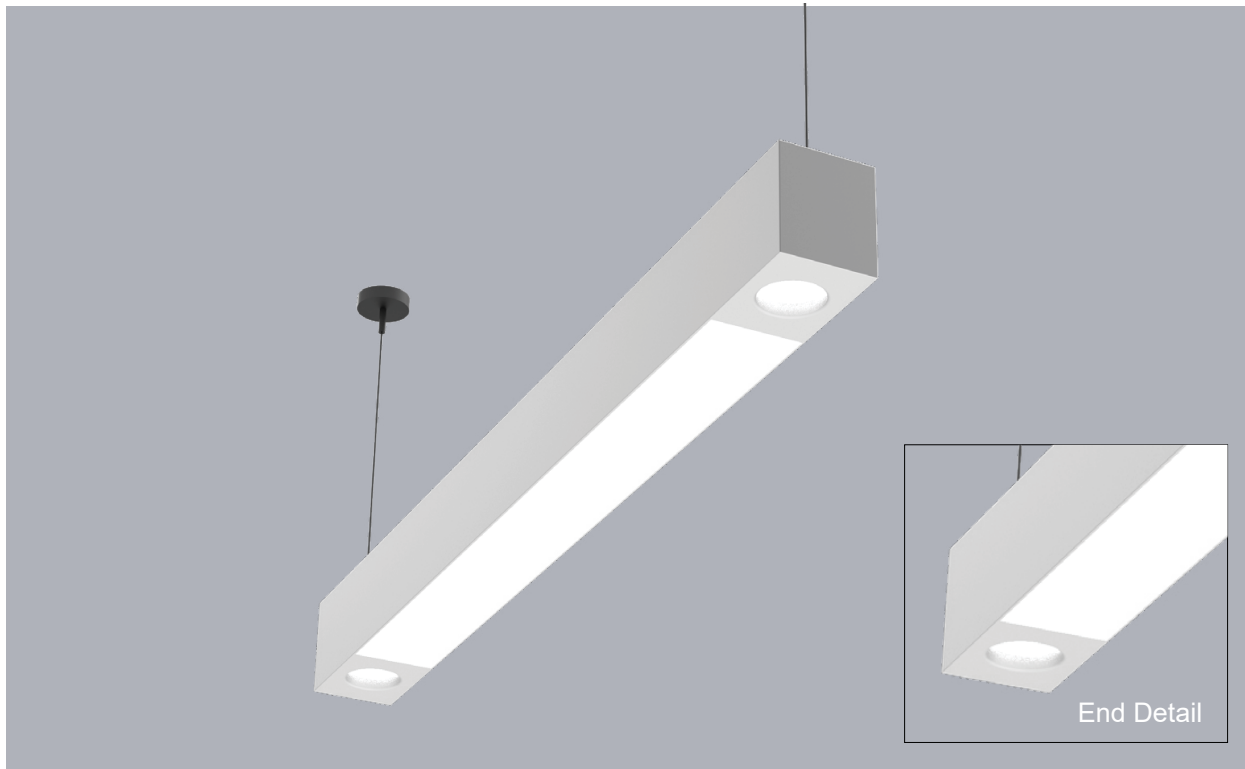


MLS3-DL-M

**DYNAMIC DOWNLIGHT MODULES DL
ACCENT LIGHTING COMBINED WITH LINEAR LED SYSTEM
SUSPENDED OR SURFACE MOUNT**



LINEAR FEATURES

- Extruded aluminum housing.
- Narrow 3" wide profile.
- Linear lengths; 4Ft., 8Ft. or 12Ft. Custom lengths and runs consult factory.
- Custom formulated high diffusion extruded acrylic lens.
- Non-glare matte-white polyester powder coating finish.
- Cable or stem mount from ceiling, or direct surface mount.
- Cataloged standard or custom set lumens-per-foot performances.
- 80 CRI standard. 90 CRI available.
- Fixture lumens per watt ratios up to 118.
- Lighting controls and sensors.
- American Made.

DOWNLIGHT FEATURES

- Dynamic Xicato LED downlights add ambient and accent lighting as an integral part of the MLS3 linear LED illuminating system.
- Proprietary die-cast aluminum trim with 3/8" splayed regression.
- Trim available in white or black.
- Combines to create a unique multi-function system.
- Each downlight modules (DL) delivers up to 1000 lumens.
- Typically positioned on or near 4Ft. on centers.
- Custom positioning on request.
- Color temperatures available: 3000K or 3500K. Others upon request.
- CRI 90.
- Angle beam: 33-degree standard. Upon request 48 and 62 degrees.



Fixture type:

Job information:

MLS3-DL-M

DYNAMIC DOWNLIGHT MODULES DL SUSPENDED OR SURFACE MOUNT



PRODUCT DEFINITION SHEET

Ex: **MLS3-DL-M-48-825-935K-HTA-1-U-SR-1000-30K-33-B**

1	2	3	4	5	6	7	8	9	10	11	12	13
---	---	---	---	---	---	---	---	---	----	----	----	----

LINEAR FEATURES

1	2	3	4
SERIES	MOUNTING	LENGTH	LUMENS/FT
<input type="checkbox"/> MLS3-DL LightPoints 3 Dynamic Downlight	<input type="checkbox"/> M Suspended Cable Mount <input type="checkbox"/> M1 Surface Mount <input type="checkbox"/> M2 Suspended Stem Mount	<input type="checkbox"/> 48 48" Length <input type="checkbox"/> 96 96" Length <input type="checkbox"/> 144 144" Length Custom lengths: Consult Factory	<input type="checkbox"/> 400 <input type="checkbox"/> 500 <input type="checkbox"/> 625 <input type="checkbox"/> 825 <input type="checkbox"/> 900 <input type="checkbox"/> 1000 Custom Lumen Packages. Packages with ASO diffuser. Contact Factory.

LINEAR FEATURES

5	6	7	8	9
COLOR TEMP-CCT	DIFFUSER	DRIVER	VOLTAGE	SENSOR READY
80 CRI <input type="checkbox"/> 30K 3000K <input type="checkbox"/> 35K 3500K <input type="checkbox"/> 40K 4000K <input type="checkbox"/> 50K 5000K Upon request 90 CRI <input type="checkbox"/> 927K 2700K <input type="checkbox"/> 930K 3000K <input type="checkbox"/> 935K 3500K <input type="checkbox"/> 940K 4000K	<input type="checkbox"/> HTA High Transmission Acrylic <input type="checkbox"/> ASO Acrylic Smooth Opal (Performance is reduced with this diffuser)	<input type="checkbox"/> 1 0-10V 1% Dimming <input type="checkbox"/> - As Specified	<input type="checkbox"/> U Uni 120-277V <input type="checkbox"/> 1 120V <input type="checkbox"/> 7 277V <input type="checkbox"/> - As specified Please verify at the time of release if 120V or 277V is required. Although drivers are universal voltage, a specific voltage is required to determine amp draw as well as voltage specific flexes and/or plug thrus as needed.	<input type="checkbox"/> SR Sensor Ready Required for Certain Controls, Contact Mercury Lighting

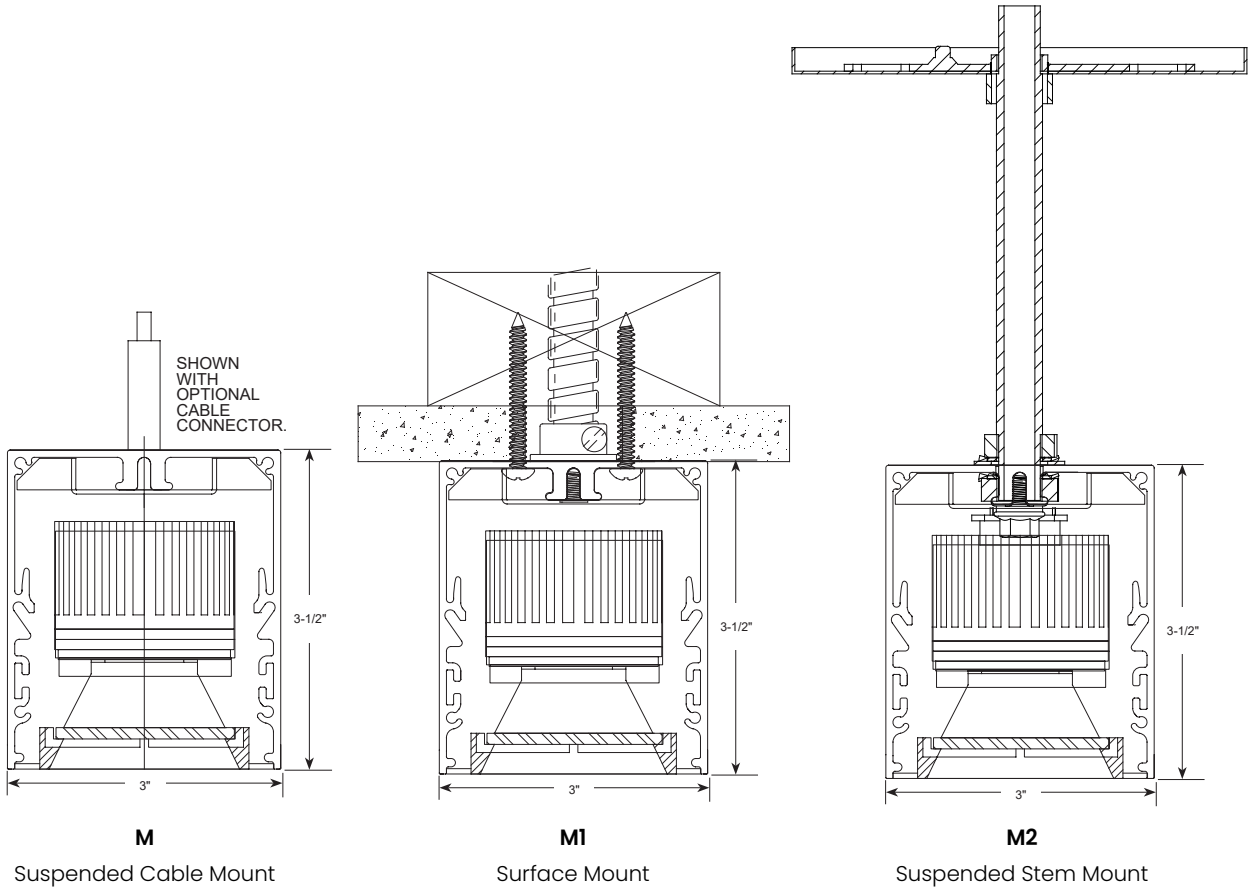
DOWNLIGHT MODULES

10	11	12	13
DOWLIGHTS MODULES LUMENS	COLOR TEMP-CCT	BEAM ANGLE	TRIM FINISH
<input type="checkbox"/> - As Specified Up to 1000	90 CRI <input type="checkbox"/> 30K 3000K <input type="checkbox"/> 35K 3500K Others Upon Request	Standard: <input type="checkbox"/> 33 Available Upon Request: <input type="checkbox"/> 48 <input type="checkbox"/> 62	<input type="checkbox"/> B Black <input type="checkbox"/> W White

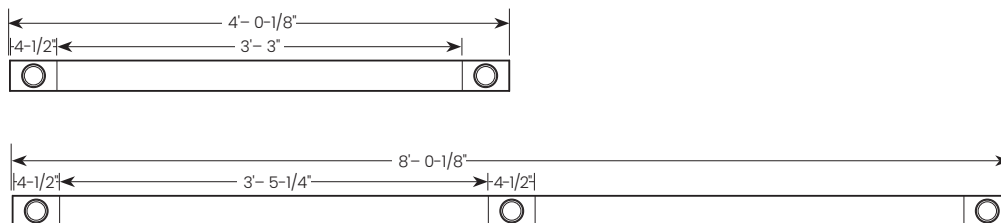
MLS3-DL-M

DYNAMIC DOWNLIGHT MODULES DL
SUSPENDED OR SURFACE MOUNT

MOUNTING



DOWNLIGHT LAYOUT

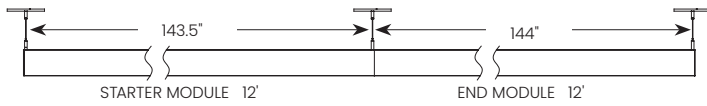
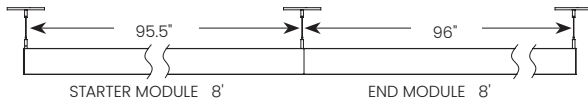
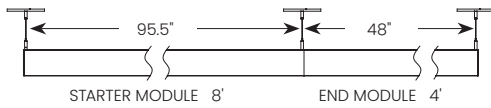
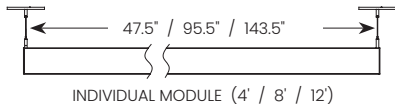


TYPICAL 4FT. AND 8FT. INDIVIDUAL UNITS
FOR OTHER SIZES AND RUN/PATTERN LAYOUTS
CONSULT FACTORY

MLS3-DL-M

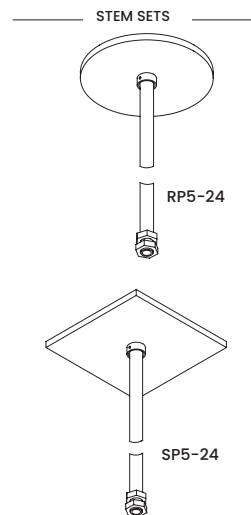
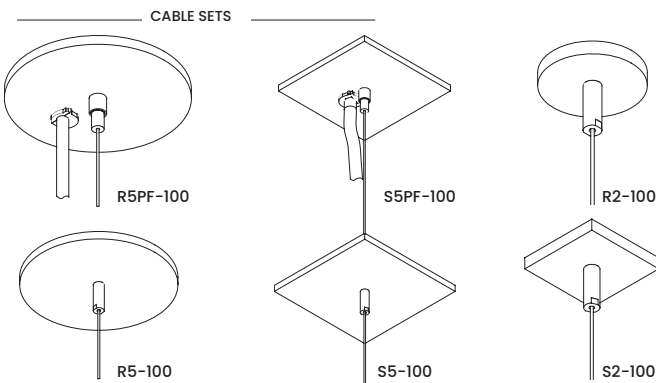
DYNAMIC DOWNLIGHT MODULES DL SUSPENDED OR SURFACE MOUNT

DIFFUSER



Consult factory for additional row length information

HANGING ACCESSORIES



PART #	DESCRIPTION
R5PF-100	Round 5" power feed canopy, Hanging hardware, 100" long 1/16" cable.
S5PF-100	Square 5" power feed canopy, Hanging hardware, 100" long 1/16" cable.
R5-100	Round 5" canopy, Hanging hardware, 100" long 1/16" cable.
R2-100	Round 2" canopy, Hanging hardware, 100" long 1/16" cable.
S5-100	Square 5" canopy, Hanging hardware, 100" long 1/16" cable.
S2-100	Square 2" canopy, Hanging hardware, 100" long 1/16" cable.
RP5-24	Round 5" canopy, Hanging hardware, 24" long 1/2" dia. stem.
SP5-24	Square 5" canopy, Hanging hardware, 24" long 1/2" dia. stem.

Other cable and stem lengths available. Consult factory.

MLS3-DL-M

DYNAMIC DOWNLIGHT MODULES DL SUSPENDED OR SURFACE MOUNT



HOUSINGS

Extruded aluminum profile in a 0.080-inch wall thickness. Maximum length is 12Ft.
.060 aluminum ends are provided.
Internal cold-rolled steel components.
Standard or custom hanging points are provided.
A custom formulated non-glare matte-white polyester powder coating provides an extremely durable and long-lasting finish. Custom color finishes on request.

DIFFUSERS

Seamless fit diffusers. Flawless and consistent end to-end fit. Standard diffuser: extruded from custom formulated high transmission white acrylic material. Allows maximum light transmission while eliminating pixilation and hot spots. Optional diffuser: extruded from acrylic smooth opal material. Offers a more esthetically white appearance. Note: reduces performance by up to 25%.
Smooth finish on both diffusers compliments the architectural elements.

LED MODULES

High performance linear configured LED module boards. Each board consists of multiple mid-power, high efficacy LEDs in a precise layout eliminating the need for supplemental heat sinking.
The boards produce an even and diffuse light which maximizes optical efficiency.
Compatible with the dimming performance of the LED driver.
Color temperatures available 80CRI: 3000K, 3500K and 4000K. Upon request: 5000K.
Color temperatures available 90CRI: 2700K, 3000K, 3500K and 4000K.

LED DRIVERS

Factory programmable constant current LED power supply. Multiple standard drive current outputs (factory set by Mercury) are cataloged with their corresponding lumens-per-foot offering. Upon request, custom drive current outputs and lumens-per-foot options are available.
Note: Certain cataloged lumens-per-foot offerings may be provided with a non-programmable constant current LED power supply at Mercury's discretion. Contact factory if critical.
Universal voltage input, 120V-277V, 50HZ-60HZ.
Specification grade dimming down to 1% on 0-10V dimming controls.
Lutron drivers available: LDEI and LDE5 series.

DOWNLIGHT MODULES

Xicato Designer Series XTM.
Complete assembly includes heat sink adapter and reflector. Proprietary die-cast aluminum trim with 3/8" splayed regression.
Trim available in white or black.
Each downlight modules (DL) deliver up to 1000 lumens. Typically positioned on or near 4Ft. on centers.
Custom positioning on request.
Color temperatures available: 3000K or 3500K. Others upon request.
CRI 90.
Angle beam: 33-degree standard.
Upon request 48 and 62 degrees.

DOWNLIGHT DRIVERS

Each downlight has its own constant current driver mounted inside the luminaire as an integral component.
Universal voltage input, 120V-277V, 50HZ-60HZ.
Specification grade dimming down to 1% on 0-10V dimming controls.

STANDBY LIGHTING OPTIONS

Consult factory for all standby options.

INTEGRAL LIGHTING CONTROLS

Various lighting controls and sensors are optional. Consult factory.

CONTINUOUS RUNS, CORNERS AND PATTERNS

Please consult factory with any special requirements.

INSTALLATIONS

Designed to be suspended on cables. Specify **M**
For direct surface mounting to most ceiling types, specify **M1** and consult factory.
For stem mounting specify **M2** and consult factory.
All individual luminaires to include job required feed wire as specified.
Standard or custom hanging points will be provided per job specifications.

CERTIFICATE OF SAFETY COMPLIANCE AND LISTINGS

Luminaire: UL and CUL listed 1598 and bears their label. Suitable for damp locations.

WARRANTY

5-year limited warranty is standard. Special 10-year warranty available on a job-to-job basis. Complete LED warranty terms available at www.mercltg.com
Actual performance may differ as a result of end-user environment and application.
Most LED luminaires are suitable to operate in ambient temperatures from -20C (-4F) to 25C (77F).
The following exclusions apply: Luminaires with standby lighting option, integral lighting controls options, or wireless control options. Consult factory.
LM-79 testing was measured under a controlled 25C (77F) ambient operating temperature.