


LIGHTSTREAMS

MLS3-G SERIES ⚡ LIGHTNING PROGRAM

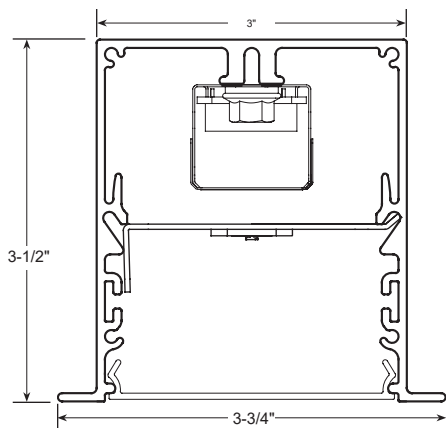
RECESSED MOUNT
FOR GRID CEILINGS

Architectural Linear LED Illuminating System | LIGHTSTREAMS 3

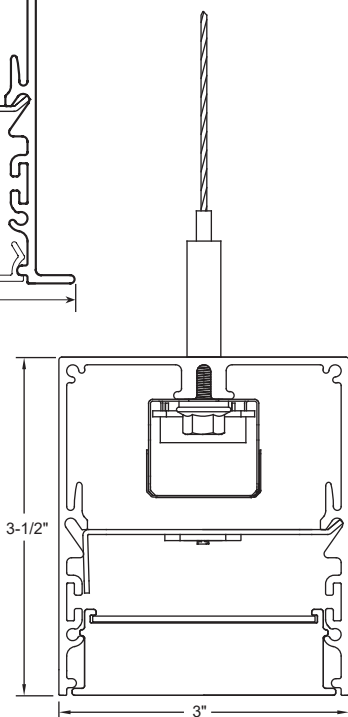


Features

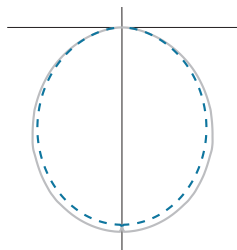
- Extruded aluminum housing for perfectly straight lines of light.
- Narrow 3-inch wide profile.
- Linear lengths; 2-ft. and above in increments of one inch.
- Custom formulated high diffusion extruded acrylic lens.
- Non-glare matte-white polyester powder coating finish.
- Recessed for various grid ceiling types.
- Cataloged standard or custom set lumens-per-foot performances.
- 80 CRI standard. 90 CRI available.
- Continuous dimming capability down to 1% on 0-10V controls.
- IC rated.
- CCEA option available.
- Fixture lumens per watt ratios up to 121.
- Lighting controls and sensors.
- Standard and custom corners.
- American Made.
- Tunable white feature optional.
- Lightning Program eligible (ships in 15 days or less): See ordering data for options. ⚡



HTA/ASO



ASO with Louver



Performance - HTA

Based on 4Ft. Module, 3500K, 80 CRI, HTA diffuser-Signify LV6 LED Boards

Lumens per Foot (LF)	Delivered Lumens (L)	System Watts (W)	Lumens per Watt (LPW)
400	1600	13.2	121
500	2000	16.5	121
625	2500	20.8	120
825	3300	28.1	117
950	3800	32.7	116
1100	4400	38.5	114

Multiplier for other Color Temp (K)

3000K	97%
3500K	100%
4000K	102%
5000K	103%



Actual performance may differ by +/- 5% when operating between 120V-277V +/- 10%. Consult Factory for 90 CRI performances.

Performance - ASO

Based on 4Ft. Module, 3500K, 80 CRI, ASO diffuser-Signify LV6 LED Boards

Lumens per Foot (LF)	Delivered Lumens (L)	System Watts (W)	Lumens per Watt (LPW)
400	1600	16.5	97
500	2000	20.8	96
625	2500	26.6	94
890	3560	39.3	91

Multiplier for other Color Temp (K)

3000K	97%
3500K	100%
4000K	102%
5000K	103%



Actual performance may differ by +/- 5% when operating between 120V-277V +/- 10%. Consult Factory for 90 CRI performances.



Fixture Type:

Job Information:

MLS3-G Series | LIGHTSTREAMS 3

Architectural Linear LED Illuminating System | Recessed Mount for Grid Ceilings

Ex: MLS3-G-144-825-35K-HTA-1%-U-EM12-S1

Options

Series	Mounting	Module or Row Length	Lumens/ Ft	Color Temp	Diffuser	Driver	Voltage	Standby Modules*	Lighting Controls	Misc.
MLS3 LightStreams 3	G Grid 9/16" or 15/16"	48 48" Length	400 500 625	30K 35K 40K	HTA High Transmission Acrylic	1% 0-10% Dimming	U Uni 120V-277V	EM7 EM10 EM12	S1 Philips EasySense (Bluetooth)	WL UL "Suitable for Wet Locations" labeled.
LP-MLS3 Lightning Program	S Screw Slot or Interlude Grid 9/16"	96 96" Length	825 950 1100	50K Upon Request	ASO Acrylic Smooth Opal (Performance is reduced with this diffuser)	1% DD 0-10% Dimming	1 120V	No Option	S11 Enlightened Micro (SU5ECL)	CCEA Meets the City of Chicago Environmental Air specifications.
	T 9/16" or 15/16" Tegalur	144 144" Length	400 500 625 890	TW 27K-65K	ASO WITH LOUVER Acrylic Smooth Opal (Performance is reduced with this diffuser)	Dim to Dark	7 277V		S12 Lutron Athena Node (Color-White)	
		Custom or Row Length. 24" and above in 1" increments. Ex. in inches: 82, 384, etc.	Custom Lumen Packages.	927K 930K 935K 940K		SR Sensor Ready (Required for Certain Controls, Contact Factory)	X As Specified		S13 Lutron Athena Node (Color-Black)	
						eL eldoLED Solo 0.1%			S14 Lutron Athena Sensor (Color-White)	
						LDE1 Lutron Hi-Lume			S15 Lutron Athena Sensor (Color-Black)	
						As Specified			017 Leviton PIR ZLS05-ILW	
									No Option	

All options highlighted in BLUE are eligible for Lightning Program (same quality product, shipped in 15 days or less)

*Available in modules of 4-ft. and longer. / Maximum 900 Lumens per foot packages.

Housings

Extruded aluminum profile in a 0.080-inch wall thickness. Maximum length of each linear component is 12-ft. .060 aluminum ends are provided where needed at row termini.

A one-piece 14GA galvanized steel joiner/aligner bracket is provided for each joint between housings. Internal cold-rolled steel components.

Housing intended for recessing into grid type ceilings systems.

Easy-use grid pry outs provided.

A custom formulated non-glare matte-white polyester powder coating provides an extremely durable and long lasting finish.

Diffusers

Seamless fit diffusers. Flawless and consistent end-to-end fit.

HTA diffuser: extruded from custom formulated high transmission white acrylic material. Specify when the highest performance levels are required.

ASO diffuser: extruded from custom formulated smooth opal acrylic material. Specify when a more esthetically white appearance is desired.

Smooth finish on both diffusers compliments the architectural elements.

LED Modules

High performance linear configured LED module boards. Each board consists of multiple mid-power, high efficacy LEDs in a precise layout eliminating the need for supplemental heat sinking.

The boards produce an even and diffuse light which maximizes optical efficiency.

Compatible with the dimming performance of the LED driver.

Color temperatures available 80 CRI: 3000K, 3500K and 4000K. Upon request: 5000K.

Color temperatures available 90 CRI: 2700K, 3000K, 3500K and 4000K.



Tunable White Option

Field tunable range 2700K through 6500K. 80CRI.

LED Drivers

Factory programmable constant current LED power supply.

Multiple standard drive current outputs (factory set by Mercury) are cataloged with their corresponding lumens-per-foot offering. Upon request, custom drive current outputs and lumens-per-foot options are available.

Note: Certain cataloged lumens-per-foot offerings may be provided with a non-programmable constant current LED power supply at Mercury's discretion. Contact factory if critical.

Universal voltage input, 120V-277V, 50HZ-60HZ.

Continuous dimming capability down to 1%-standard.

0.1% available upon request.

Dim to Dark option available upon request.

Sensor ready (SR) drivers compatible with most lighting controls are optional. Consult factory.

Lutron driver available: LDE1 series

Standby Lighting Options

Self contained module, 7W, 10W or 12W as specified. Battery backup upon loss of power. Available in modules of 4-ft. and longer. (Limited to 625 Lumens per foot packages).

Integral Lighting Controls

Various lighting controls and sensors are optional. Consult factory.

Corners

Standard 90 degree corners.

Custom angled corners.

Lightning Program

Same quality product, shipped in 15 days or less (if drawings are required, 15 days or less starts after drawings are released).

Entire order must qualify for Lightning Program in order to meet freight charges. Please contact our sales team if unsure your order will qualify.

Options highlighted in Blue, 500 linear feet or less, are eligible for quick ship Lightning Program.

Relates to straight runs ONLY.

Other variations not highlighted in blue may be available under Lightning Program. Please consult factory.

Specify LP-MLS3 when placing order if you would like to use Lightning Program.

Installations

Designed for recessed installation into acoustical grid ceiling systems.

See ceiling types section. Availability for various types; 15/16" grid, 9/16" grid, 9/16" screw-slot, 9/16" interlude, 15/16" tegular, 9/16" tegular.

For drywall applications see appropriate specification sheets for those ceiling types.

Grid pry outs lock over top of gridwork. Auxiliary suspension required to building structure.

Lengths of 12-ft. and less to use one housing with two ends pre-installed.

Lengths over 12-ft. will be engineered to job requirements using multiple housings with one end pre-installed at each row end.

Lengths over 12-ft. will include appropriate job required quick-connect plug-thru wire harnesses and housing joiners.

Wiring access plate provided on top. End plates have 7/8" Ks.

Certificate of Safety Compliance and Listings

Luminaire: UL and CUL listed 1598 and bears their label. Suitable for damp locations.

Optional: Suitable for wet locations marking is available. Some limitations apply. Contact factory for all details.

IC rated.

CCEA option meets the City of Chicago Environmental Air specifications.

Warranty

5-year limited warranty is standard. Special 10-year warranty available on a job-to-job basis. Complete LED warranty terms available at www.mercltg.com.

Actual performance may differ as a result of end-user environment and application.

Most LED luminaires are suitable to operate in ambient temperatures from -20C (-4F) to 25C (77F).

The following exclusions apply: Luminaires with optional standby lighting option, integral lighting controls options, or wireless control options. Consult factory.

LM-79 testing was measured under a controlled 25C (77F) ambient operating temperature.

Grid Ceiling Types and Dimensions

