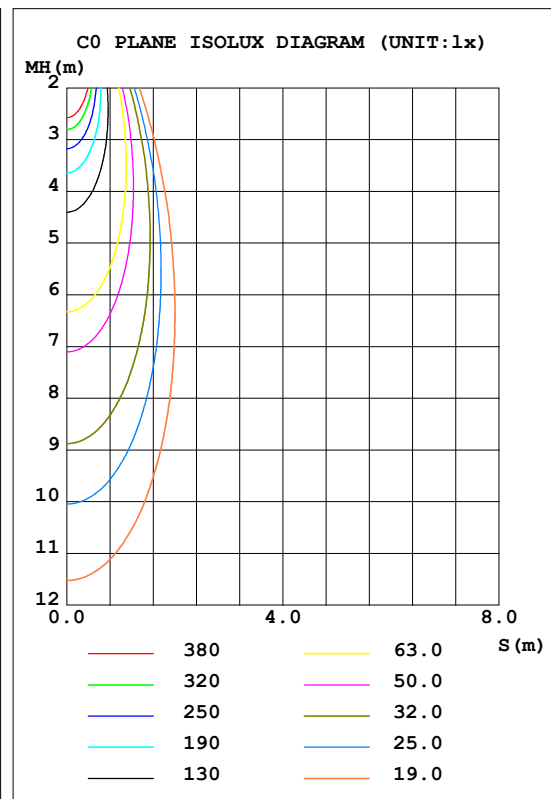
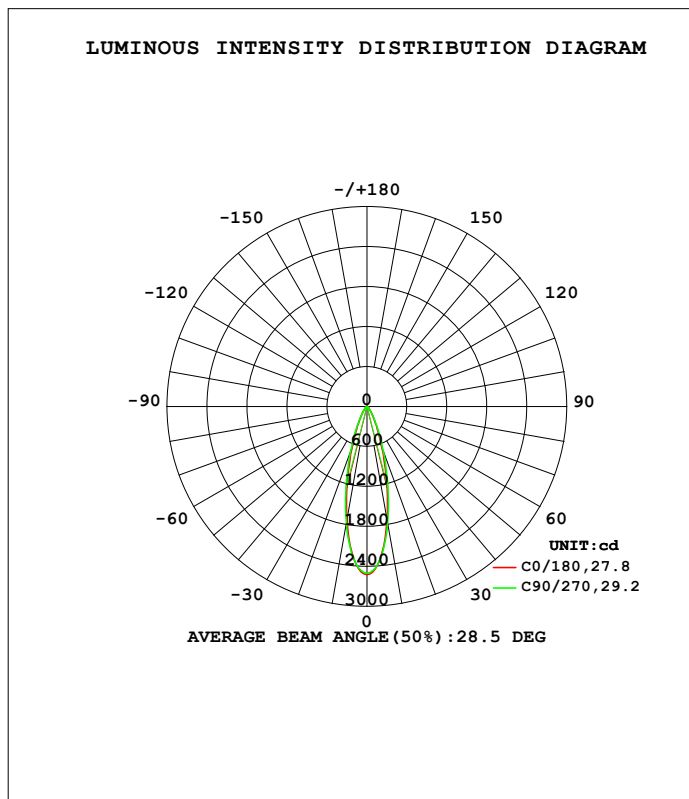


LUMINAIRE PHOTOMETRIC TEST REPORT

Test:U:220.0V I:0.0550A P:11.60W PF:0.9440 Freq:50.00Hz Lamp Flux:843.875x1 lm		
NAME: ML-CI224	TYPE:	WEIGHT:
SPEC.:	DIM.:	SERIAL No.:
MFR.: Mercury Lighting	SUR.:50*50mm	Shielding Angle:

DATA OF LAMP		PHOTOMETRIC DATA Eff: 72.75 lm/W			
MODEL		I _{max} (cd)	2523	S/MH (C0/180)	0.47
NOMINAL POWER (W)	11.6	LOR (%)	100.0	S/MH (C90/270)	0.49
RATED VOLTAGE (V)	220.0	TOTAL FLUX (lm)	843.88	η UP, DN (C0-180)	0.0,50.0
NOMINAL FLUX (lm)	843.875	CIE CLASS	DIRECT	η UP, DN (C180-360)	0.0,50.0
LAMPS INSIDE	1	η up (%)	0.0	CIBSE SHR NOM	0.50
TEST VOLTAGE (V)	220.0	η down (%)	100.0	CIBSE SHR MAX	0.50



C Range: 0 - 360DEG
C Interval: 45.0DEG
Test Speed: HIGH
Temperature:25.3DEG
Operators:JYH
Test Date:2022-12-22

γ Range: 0 - 180DEG
γ Interval: 1.0DEG
Test System:GO-2000A_V1 SYSTEM V2.0.362
Humidity:65.0%
Test Distance:10.950m [K=1.0000]
Remarks:

ZONAL FLUX DIAGRAM

ZONAL FLUX DIAGRAM:

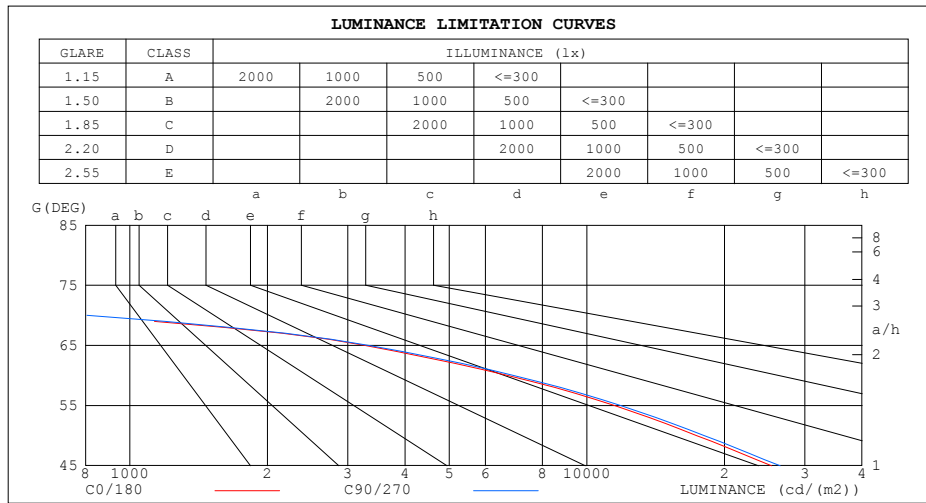
γ	C0	C45	C90	C135	C180	C225	C270	C315	γ	Φ zone	Φ total	%lum,lamp
10	1740	1767	1788	1767	1740	1767	1788	1767	0- 10	202.0	202.0	23.9,23.9
20	672.3	700.4	731.4	700.4	672.3	700.4	731.4	700.4	10- 20	322.2	524.2	62.1,62.1
30	206.4	214.9	223.3	214.9	206.4	214.9	223.3	214.9	20- 30	184.9	709.2	84,84
40	71.61	72.81	75.42	72.81	71.61	72.81	75.42	72.81	30- 40	79.48	788.6	93.5,93.5
50	27.97	28.12	29.04	28.12	27.97	28.12	29.04	28.12	40- 50	36.10	824.7	97.7,97.7
60	8.400	8.485	8.646	8.485	8.400	8.485	8.646	8.485	50- 60	15.29	840.0	99.5,99.5
70	0.5932	0.6317	0.6893	0.6317	0.5932	0.6317	0.6893	0.6317	60- 70	3.748	843.8	100,100
80	0.0167	0.0034	0.0101	0.0034	0.0167	0.0034	0.0101	0.0034	70- 80	0.1078	843.9	100,100
90	0	0	0	0	0	0	0	0	80- 90	0.0014	843.9	100,100
100	0	0	0	0	0	0	0	0	90-100	0	843.9	100,100
110	0	0	0	0	0	0	0	0	100-110	0	843.9	100,100
120	0	0	0	0	0	0	0	0	110-120	0	843.9	100,100
130	0	0	0	0	0	0	0	0	120-130	0	843.9	100,100
140	0	0	0	0	0	0	0	0	130-140	0	843.9	100,100
150	0	0	0	0	0	0	0	0	140-150	0	843.9	100,100
160	0	0	0	0	0	0	0	0	150-160	0	843.9	100,100
170	0	0	0	0	0	0	0	0	160-170	0	843.9	100,100
180	0	0	0	0	0	0	0	0	170-180	0	843.9	100,100
DEG	LUMINOUS INTENSITY:cd									UNIT:lm		

C Range: 0 - 360DEG
 C Interval: 45.0DEG
 Test Speed: HIGH
 Temperature:25.3DEG
 Operators:JYH
 Test Date:2022-12-22

γ Range: 0 - 180DEG
 γ Interval: 1.0DEG
 Test System:GO-2000A_V1 SYSTEM V2.0.362
 Humidity:65.0%
 Test Distance:10.950m [K=1.0000]
 Remarks:

LUMINANCE LIMITATION CURVES

Test:U:220.0V I:0.0550A P:11.60W PF:0.9440 Freq:50.00Hz Lamp Flux:843.875x1 lm		
NAME: ML-CI224	TYPE:	WEIGHT:
SPEC.:	DIM.:	SERIAL No.:
MFR.: Mercury Lighting	SUR.:50*50mm	Shielding Angle:



LUMINANCE cd/(m2)		
G (DEG)	C0/180	C90/270
85	0	0
80	38	23
75	57	42
70	694	806
65	3268	3332
60	6720	6917
55	11502	11865
50	17405	18071
45	25356	26474

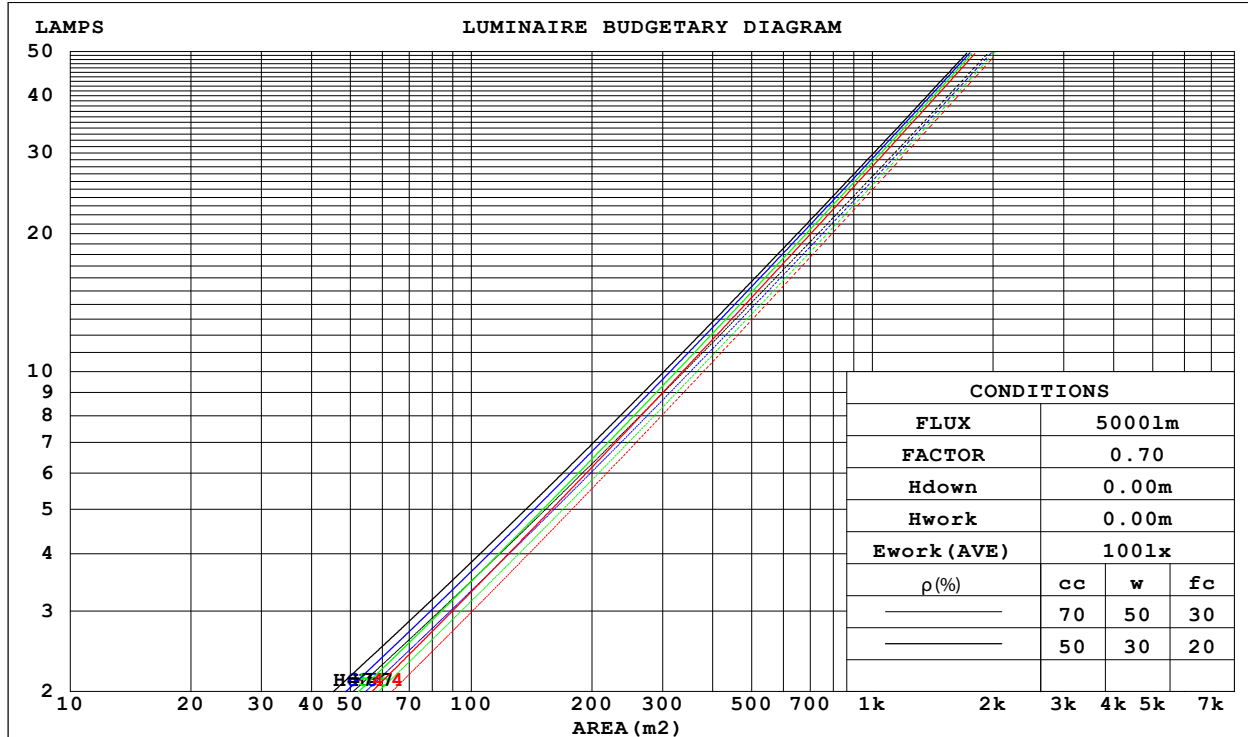
C Range: 0 - 360DEG
 C Interval: 45.0DEG
 Test Speed: HIGH
 Temperature:25.3DEG
 Operators:JYH
 Test Date:2022-12-22

γ Range: 0 - 180DEG
 γ Interval: 1.0DEG
 Test System:GO-2000A_V1 SYSTEM V2.0.362
 Humidity:65.0%
 Test Distance:10.950m [K=1.0000]
 Remarks:

CU AND LUMINAIRE BUDGETARY ESTIMATE DIAGRAM

Test:U:220.0V I:0.0550A P:11.60W PF:0.9440 Freq:50.00Hz Lamp Flux:843.875x1 lm		
NAME: ML-CI224	TYPE:	WEIGHT:
SPEC.:	DIM.:	SERIAL No.:
MFR.: Mercury Lighting	SUR.:50*50mm	Shielding Angle:

ρ_{cc}	80%			70%			50%			30%			10%			0
ρ_w	50%	30%	10%	50%	30%	10%	50%	30%	10%	50%	30%	10%	50%	30%	10%	0
ρ_{fc}	20%			20%			20%			20%			20%			0
RCR	RCR:Room Cavity Ratio						Coefficients of Utilization(CU)									
0.0	1.19	1.19	1.19	1.16	1.16	1.16	1.11	1.11	1.11	1.06	1.06	1.06	1.02	1.02	1.02	1.00
1.0	1.12	1.10	1.08	1.10	1.08	1.06	1.06	1.04	1.03	1.02	1.01	.00	.99	.98	.97	.95
2.0	1.05	1.02	.99	1.04	1.01	.98	1.01	.98	.96	.98	.96	.94	.95	.93	.92	.90
3.0	.00	.95	.92	.98	.94	.91	.96	.92	.90	.93	.91	.88	.91	.89	.87	.86
4.0	.94	.90	.86	.93	.89	.86	.91	.88	.85	.89	.86	.84	.88	.85	.83	.81
5.0	.90	.85	.81	.89	.84	.81	.87	.83	.80	.86	.82	.80	.84	.81	.79	.78
6.0	.86	.81	.77	.85	.80	.77	.84	.79	.76	.82	.79	.76	.81	.78	.75	.74
7.0	.82	.77	.73	.81	.77	.73	.80	.76	.73	.79	.75	.73	.78	.75	.72	.71
8.0	.79	.74	.70	.78	.73	.70	.77	.73	.70	.76	.72	.69	.75	.72	.69	.68
9.0	.75	.71	.67	.75	.70	.67	.74	.70	.67	.73	.69	.67	.73	.69	.66	.65
10.0	.73	.68	.65	.72	.68	.64	.71	.67	.64	.71	.67	.64	.70	.67	.64	.63



C Range: 0 - 360DEG
 C Interval: 45.0DEG
 Test Speed: HIGH
 Temperature:25.3DEG
 Operators:JYH
 Test Date:2022-12-22

γ Range: 0 - 180DEG
 γ Interval: 1.0DEG
 Test System:GO-2000A_V1 SYSTEM V2.0.362
 Humidity:65.0%
 Test Distance:10.950m [K=1.0000]
 Remarks:

WEC AND CCEC

Test:U:220.0V I:0.0550A P:11.60W PF:0.9440 Freq:50.00Hz Lamp Flux:843.875x1 lm		
NAME: ML-CI224	TYPE:	WEIGHT:
SPEC.:	DIM.:	SERIAL No.:
MFR.: Mercury Lighting	SUR.:50*50mm	Shielding Angle:

ρ_{cc}	80%			70%			50%			30%			10%			0
ρ_w	50%	30%	10%	50%	30%	10%	50%	30%	10%	50%	30%	10%	50%	30%	10%	0
ρ_{fc}	20%			20%			20%			20%			20%			0
RCR	RCR:Room Cavity Ratio						Wall Exitance Coefficients (WEC)									
0.0																
1.0	.157	.089	.028	.150	.086	.027	.138	.079	.025	.126	.073	.023	.116	.067	.022	
2.0	.148	.081	.025	.143	.079	.024	.132	.074	.023	.123	.069	.022	.114	.064	.020	
3.0	.140	.075	.022	.135	.073	.022	.127	.069	.021	.119	.065	.020	.111	.061	.019	
4.0	.133	.069	.020	.129	.067	.020	.121	.064	.019	.114	.061	.018	.108	.058	.018	
5.0	.126	.064	.019	.122	.063	.018	.116	.060	.018	.110	.058	.017	.104	.056	.017	
6.0	.119	.060	.017	.116	.059	.017	.111	.057	.017	.105	.055	.016	.101	.053	.016	
7.0	.114	.056	.016	.111	.055	.016	.106	.054	.015	.101	.052	.015	.097	.050	.015	
8.0	.108	.053	.015	.106	.052	.015	.102	.051	.015	.098	.049	.014	.094	.048	.014	
9.0	.104	.050	.014	.102	.050	.014	.098	.048	.014	.094	.047	.014	.091	.046	.013	
10.0	.099	.048	.013	.098	.047	.013	.094	.046	.013	.091	.045	.013	.088	.044	.013	

ρ_{cc}	80%			70%			50%			30%			10%			0
ρ_w	50%	30%	10%	50%	30%	10%	50%	30%	10%	50%	30%	10%	50%	30%	10%	0
ρ_{fc}	20%			20%			20%			20%			20%			0
RCR	RCR:Room Cavity Ratio						Ceiling Cavity Exitance Coefficients (CCEC)									
0.0	.190	.190	.190	.163	.163	.163	.111	.111	.111	.064	.064	.064	.020	.020	.020	
1.0	.170	.157	.146	.145	.135	.126	.099	.093	.087	.057	.054	.051	.018	.017	.016	
2.0	.153	.133	.115	.131	.114	.100	.090	.079	.070	.052	.046	.041	.017	.015	.013	
3.0	.139	.113	.093	.120	.098	.080	.082	.068	.056	.047	.040	.033	.015	.013	.011	
4.0	.128	.098	.076	.110	.085	.066	.076	.059	.046	.044	.035	.027	.014	.011	.009	
5.0	.118	.086	.063	.102	.075	.055	.070	.052	.039	.041	.031	.023	.013	.010	.008	
6.0	.110	.077	.053	.095	.066	.046	.065	.047	.032	.038	.027	.019	.012	.009	.006	
7.0	.103	.069	.045	.089	.060	.039	.061	.042	.028	.036	.025	.016	.012	.008	.005	
8.0	.097	.062	.039	.084	.054	.034	.058	.038	.024	.034	.022	.014	.011	.007	.005	
9.0	.092	.057	.033	.079	.049	.029	.055	.035	.021	.032	.021	.012	.010	.007	.004	
10.0	.087	.052	.029	.075	.045	.026	.052	.032	.018	.030	.019	.011	.010	.006	.004	

C Range: 0 - 360DEG
 C Interval: 45.0DEG
 Test Speed: HIGH
 Temperature:25.3DEG
 Operators:JYH
 Test Date:2022-12-22

γ Range: 0 - 180DEG
 γ Interval: 1.0DEG
 Test System:GO-2000A_V1 SYSTEM V2.0.362
 Humidity:65.0%
 Test Distance:10.950m [K=1.0000]
 Remarks:

UGR(Unified Glare Rating) Table

Test:U:220.0V I:0.0550A P:11.60W PF:0.9440 Freq:50.00Hz Lamp Flux:843.875x1 lm										
NAME: ML-CI224					TYPE:			WEIGHT:		
SPEC.:					DIM.:			SERIAL No.:		
MFR.: Mercury Lighting					SUR.:50*50mm			Shielding Angle:		
ceiling/cavity	0.7	0.7	0.5	0.5	0.3	0.7	0.7	0.5	0.5	0.3
walls	0.5	0.3	0.5	0.3	0.3	0.5	0.3	0.5	0.3	0.3
working plane	0.2	0.2	0.2	0.2	0.2	0.2	0.2	0.2	0.2	0.2
Room dimensions	Viewed crosswise					Viewed endwise				
x = 2H y = 2H	17.4	18.2	17.6	18.4	18.5	17.6	18.4	17.9	18.6	18.8
3H	17.3	18.0	17.6	18.2	18.4	17.5	18.2	17.8	18.4	18.6
4H	17.2	17.9	17.5	18.1	18.3	17.4	18.1	17.7	18.3	18.6
6H	17.1	17.8	17.4	18.0	18.3	17.3	18.0	17.6	18.2	18.5
8H	17.1	17.7	17.4	18.0	18.2	17.3	17.9	17.6	18.2	18.4
12H	17.0	17.6	17.4	17.9	18.2	17.3	17.9	17.6	18.1	18.4
4H 2H	17.3	18.0	17.6	18.2	18.4	17.5	18.2	17.8	18.4	18.6
3H	17.2	17.8	17.5	18.0	18.3	17.4	18.0	17.7	18.2	18.5
4H	17.1	17.6	17.4	17.9	18.2	17.3	17.8	17.6	18.1	18.4
6H	17.0	17.4	17.3	17.8	18.1	17.2	17.7	17.5	18.0	18.3
8H	16.9	17.4	17.3	17.7	18.1	17.1	17.6	17.5	17.9	18.3
12H	16.9	17.3	17.3	17.6	18.0	17.1	17.5	17.5	17.8	18.2
8H 4H	16.9	17.4	17.3	17.7	18.1	17.1	17.6	17.5	17.9	18.3
6H	16.8	17.2	17.2	17.6	18.0	17.0	17.4	17.4	17.8	18.2
8H	16.7	17.1	17.2	17.5	17.9	16.9	17.3	17.4	17.7	18.1
12H	16.7	17.0	17.1	17.4	17.9	16.9	17.2	17.4	17.6	18.1
12H 4H	16.9	17.3	17.3	17.6	18.0	17.1	17.5	17.5	17.8	18.2
6H	16.7	17.1	17.2	17.5	17.9	16.9	17.3	17.4	17.7	18.1
8H	16.7	17.0	17.1	17.4	17.9	16.9	17.2	17.4	17.6	18.1
Variations with the observer position at spacings:										
S = 1.0H	+ 2.2 / - 4.8					+ 2.3 / - 4.9				
1.5H	+ 3.0 / - 3.0					+ 3.2 / - 3.1				
2.0H	+ 3.9 / - 6.2					+ 4.1 / - 6.3				

CIE Pub.117, 843.9 lm Total Lamp Luminous Flux Correct (8log(F/F0) = -0.6)

C Range: 0 - 360DEG
 C Interval: 45.0DEG
 Test Speed: HIGH
 Temperature:25.3DEG
 Operators:JYH
 Test Date:2022-12-22

γ Range: 0 - 180DEG
 γ Interval: 1.0DEG
 Test System:GO-2000A_V1 SYSTEM V2.0.362
 Humidity:65.0%
 Test Distance:10.950m [K=1.0000]
 Remarks:

UTILIZATION FACTORS TABLE

Test:U:220.0V I:0.0550A P:11.60W PF:0.9440 Freq:50.00Hz Lamp Flux:843.875x1 lm		
NAME: ML-CI224	TYPE:	WEIGHT:
SPEC.:	DIM.:	SERIAL No.:
MFR.: Mercury Lighting	SUR.:50*50mm	Shielding Angle:

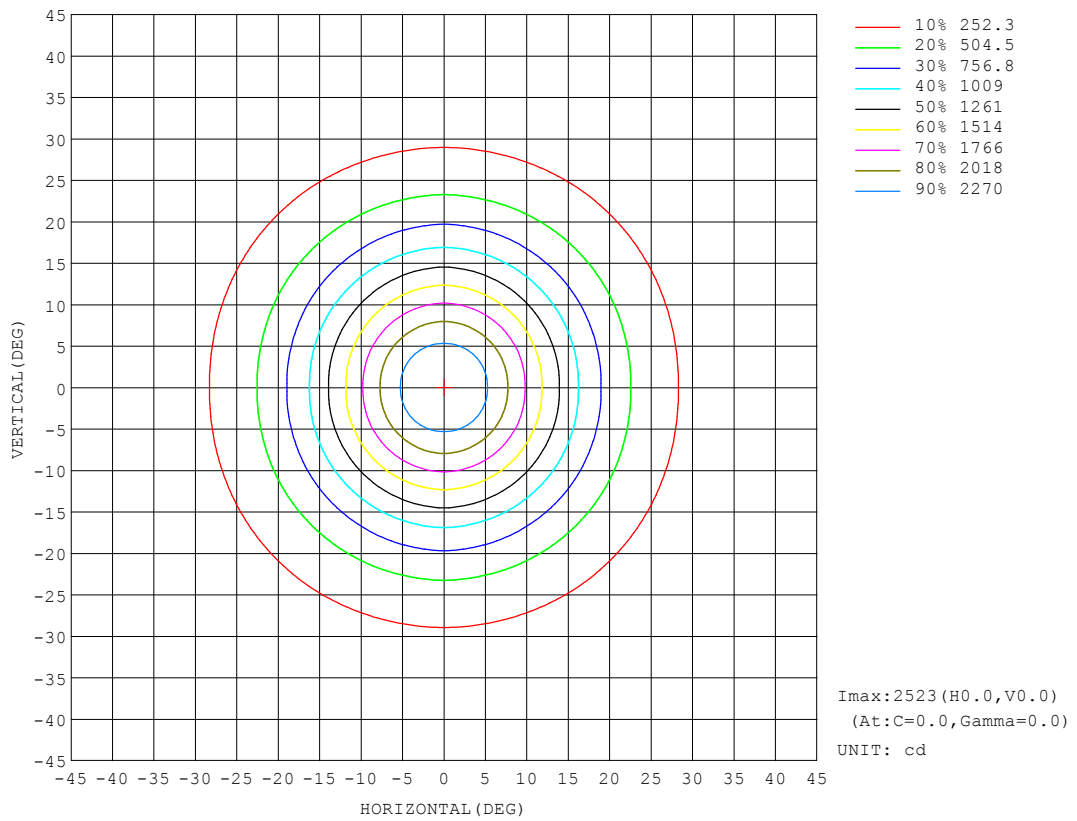
REFLECTANCE										
Ceiling	0.8	0.8	0.8	0.7	0.7	0.7	0.5	0.5	0.5	0
Walls	0.7	0.5	0.3	0.7	0.5	0.3	0.7	0.5	0.3	0
Working plane	0.2	0.2	0.2	0.2	0.2	0.2	0.2	0.2	0.2	0
ROOM INDEX	UTILIZATION FACTORS (PERCENT) k(RI) x RCR = 5									
k = 0.60	87	81	77	87	81	77	86	80	77	73
0.80	95	89	85	94	89	85	93	88	85	81
1.00	99	94	90	99	93	90	97	93	89	86
1.25	103	98	95	102	98	94	100	96	94	89
1.50	106	101	98	105	101	98	103	99	97	92
2.00	109	105	102	107	104	101	105	102	99	94
2.50	110	107	104	109	105	103	106	103	101	95
3.00	112	109	106	110	107	105	107	104	103	96
4.00	114	111	109	112	110	108	108	106	105	98
5.00	115	113	111	113	111	109	109	108	106	99
ROOM INDEX	UF(total)									Direct
According to DIN EN 13032-2 2004			Suspended				SHRNOM = 1.25			

C Range: 0 - 360DEG
 C Interval: 45.0DEG
 Test Speed: HIGH
 Temperature:25.3DEG
 Operators:JYH
 Test Date:2022-12-22

γ Range: 0 - 180DEG
 γ Interval: 1.0DEG
 Test System:GO-2000A_V1 SYSTEM V2.0.362
 Humidity:65.0%
 Test Distance:10.950m [K=1.0000]
 Remarks:

ISOCANDELA DIAGRAM

Test:U:220.0V I:0.0550A P:11.60W PF:0.9440 Freq:50.00Hz Lamp Flux:843.875x1 lm		
NAME: ML-CI224	TYPE:	WEIGHT:
SPEC.:	DIM.:	SERIAL No.:
MFR.: Mercury Lighting	SUR.:50*50mm	Shielding Angle:



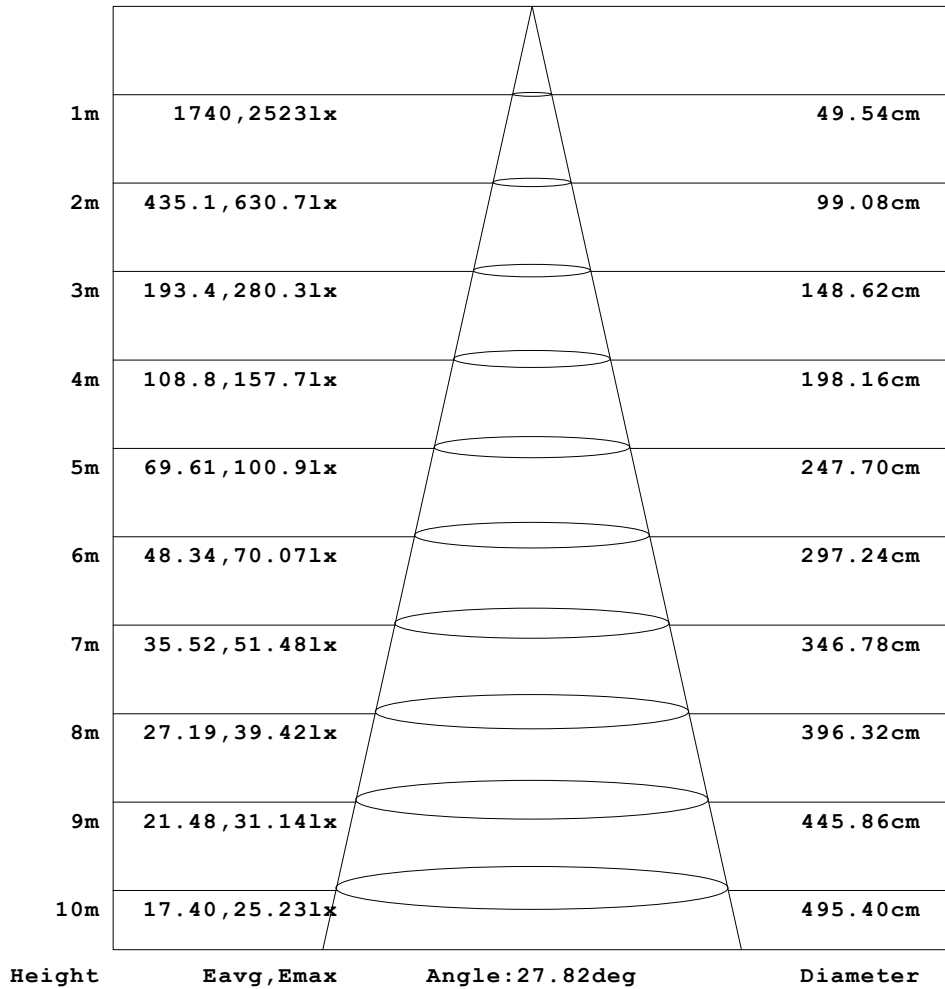
C Range: 0 - 360DEG
C Interval: 45.0DEG
Test Speed: HIGH
Temperature:25.3DEG
Operators:JYH
Test Date:2022-12-22

γ Range: 0 - 180DEG
γ Interval: 1.0DEG
Test System:GO-2000A_V1 SYSTEM V2.0.362
Humidity:65.0%
Test Distance:10.950m [K=1.0000]
Remarks:

AAI Figure

Test:U:220.0V I:0.0550A P:11.60W PF:0.9440 Freq:50.00Hz Lamp Flux:843.875x1 lm		
NAME: ML-CI224	TYPE:	WEIGHT:
SPEC.:	DIM.:	SERIAL No.:
MFR.: Mercury Lighting	SUR.:50*50mm	Shielding Angle:

Flux out:339.9 lm



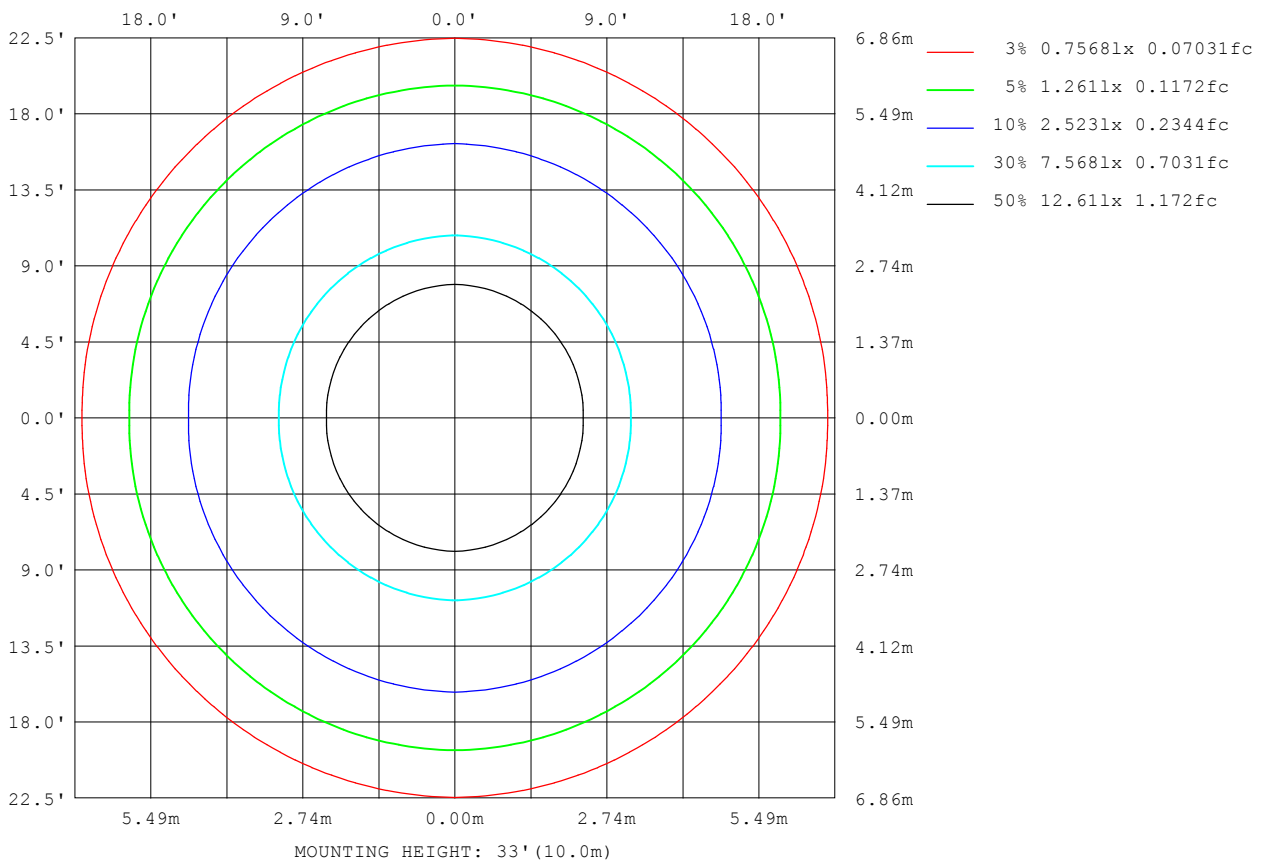
Note:The Curves indicate the illuminated area and the average illumination when the luminaire is at different distance.

C Range: 0 - 360DEG
C Interval: 45.0DEG
Test Speed: HIGH
Temperature:25.3DEG
Operators:JYH
Test Date:2022-12-22

γ Range: 0 - 180DEG
γ Interval: 1.0DEG
Test System:GO-2000A_V1 SYSTEM V2.0.362
Humidity:65.0%
Test Distance:10.950m [K=1.0000]
Remarks:

ISOLUX DIAGRAM

Test:U:220.0V I:0.0550A P:11.60W PF:0.9440 Freq:50.00Hz Lamp Flux:843.875x1 lm		
NAME: ML-CI224	TYPE:	WEIGHT:
SPEC.:	DIM.:	SERIAL No.:
MFR.: Mercury Lighting	SUR.:50*50mm	Shielding Angle:



C Range: 0 - 360DEG
 C Interval: 45.0DEG
 Test Speed: HIGH
 Temperature: 25.3DEG
 Operators: JYH
 Test Date: 2022-12-22

γ Range: 0 - 180DEG
 γ Interval: 1.0DEG
 Test System: GO-2000A_V1 SYSTEM V2.0.362
 Humidity: 65.0%
 Test Distance: 10.950m [K=1.0000]
 Remarks:

LED Avg.L Report

Test:U:220.0V I:0.0550A P:11.60W PF:0.9440 Freq:50.00Hz Lamp Flux:843.875x1 lm		
NAME: ML-CI224	TYPE:	WEIGHT:
SPEC.:	DIM.:	SERIAL No.:
MFR.: Mercury Lighting	SUR.:50*50mm	Shielding Angle:

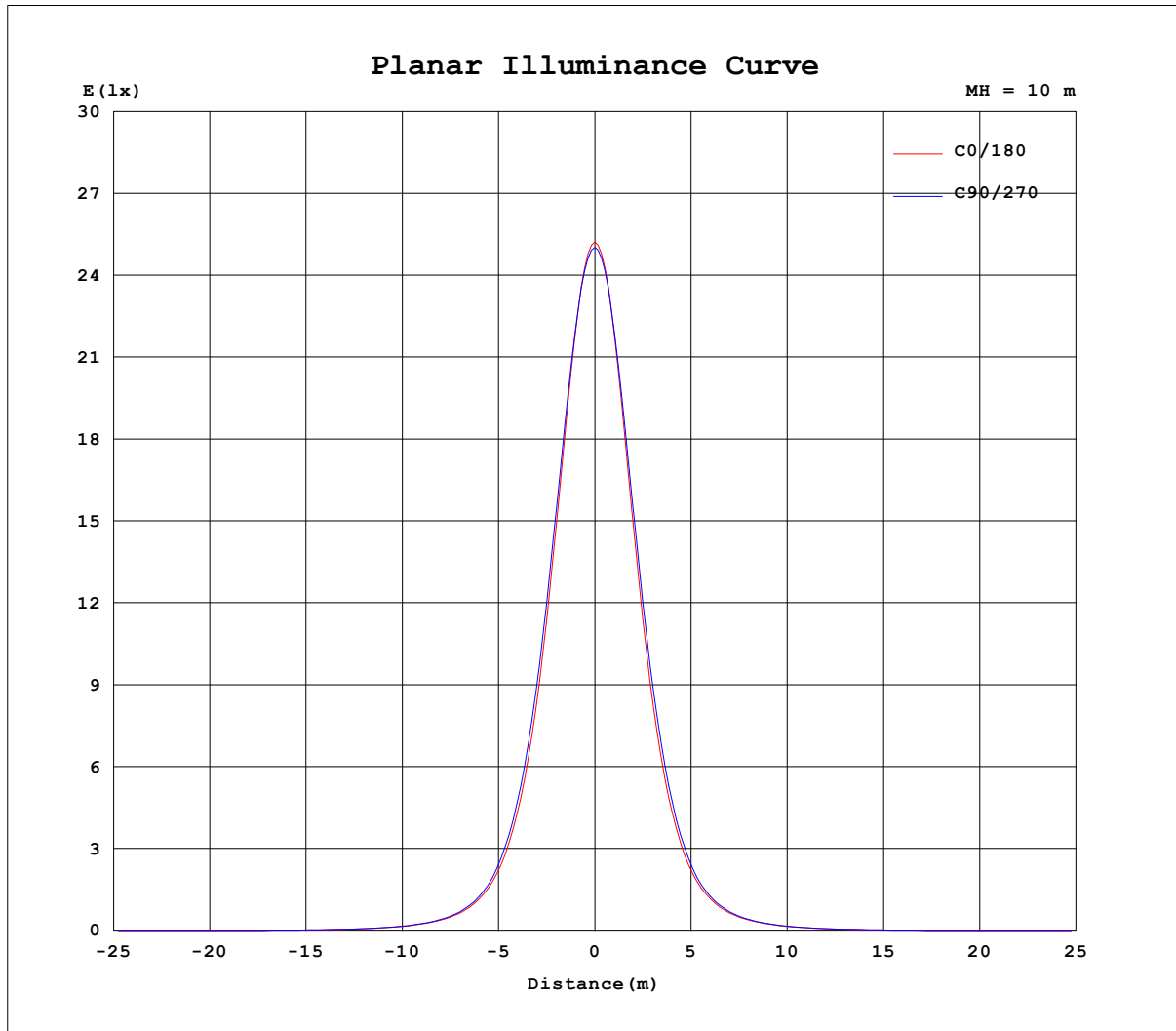
AvgL	cd/m2
L_0~180 (65) av	3268
L_0~180 (75) av	57
L_0~180 (85) av	0
L_90~270 (65) av	3332
L_90~270 (75) av	42
L_90~270 (85) av	0
L_45 (65) av	3283
L_45 (75) av	31
L_45 (85) av	0

Standard: GB/T 29293-2012

C Range: 0 - 360DEG
 C Interval: 45.0DEG
 Test Speed: HIGH
 Temperature:25.3DEG
 Operators:JYH
 Test Date:2022-12-22

γ Range: 0 - 180DEG
 γ Interval: 1.0DEG
 Test System:GO-2000A_V1 SYSTEM V2.0.362
 Humidity:65.0%
 Test Distance:10.950m [K=1.0000]
 Remarks:

Planar Illuminance Curve



C Range: 0 - 360DEG
 C Interval: 45.0DEG
 Test Speed: HIGH
 Temperature: 25.3DEG
 Operators: JYH
 Test Date: 2022-12-22

γ Range: 0 - 180DEG
 γ Interval: 1.0DEG
 Test System: Mercury Lighting GO-2000A_V1 SYSTEM V2.0.362
 Humidity: 65.0%
 Test Distance: 10.950m [K=1.0000]
 Remarks:

LUMINOUS DISTRIBUTION INTENSITY DATA

Test:U:220.0V I:0.0550A P:11.60W PF:0.9440 Freq:50.00Hz Lamp Flux:843.875x1 lm		
NAME: ML-CI224	TYPE:	WEIGHT:
SPEC.:	DIM.:	SERIAL No.:
MFR.: Mercury Lighting	SUR.:50*50mm	Shielding Angle:

Table--1

UNIT: cd

C (DEG) γ (DEG)	0	45	90	135	180	225	270	315										
0	2523	2521	2503	2521	2523	2521	2503	2521										
5	2295	2301	2298	2301	2295	2301	2298	2301										
10	1740	1767	1788	1767	1740	1767	1788	1767										
15	1139	1173	1209	1173	1139	1173	1209	1173										
20	672	700	731	700	672	700	731	700										
25	373	392	412	392	373	392	412	392										
30	206	215	223	215	206	215	223	215										
35	118	122	126	122	118	122	126	122										
40	71.6	72.8	75.4	72.8	71.6	72.8	75.4	72.8										
45	44.8	45.2	46.8	45.2	44.8	45.2	46.8	45.2										
50	28.0	28.1	29.0	28.1	28.0	28.1	29.0	28.1										
55	16.5	16.6	17.0	16.6	16.5	16.6	17.0	16.6										
60	8.40	8.48	8.65	8.48	8.40	8.48	8.65	8.48										
65	3.45	3.47	3.52	3.47	3.45	3.47	3.52	3.47										
70	0.59	0.63	0.69	0.63	0.59	0.63	0.69	0.63										
75	0.04	0.02	0.03	0.02	0.04	0.02	0.03	0.02										
80	0.02	0.00	0.01	0.00	0.02	0.00	0.01	0.00										
85	0.00	0.00	0.00	0.00	0.00	0.00	0.00	0.00										
90	0.00	0.00	0.00	0.00	0.00	0.00	0.00	0.00										
95	0.00	0.00	0.00	0.00	0.00	0.00	0.00	0.00										
100	0.00	0.00	0.00	0.00	0.00	0.00	0.00	0.00										
105	0.00	0.00	0.00	0.00	0.00	0.00	0.00	0.00										
110	0.00	0.00	0.00	0.00	0.00	0.00	0.00	0.00										
115	0.00	0.00	0.00	0.00	0.00	0.00	0.00	0.00										
120	0.00	0.00	0.00	0.00	0.00	0.00	0.00	0.00										
125	0.00	0.00	0.00	0.00	0.00	0.00	0.00	0.00										
130	0.00	0.00	0.00	0.00	0.00	0.00	0.00	0.00										
135	0.00	0.00	0.00	0.00	0.00	0.00	0.00	0.00										
140	0.00	0.00	0.00	0.00	0.00	0.00	0.00	0.00										
145	0.00	0.00	0.00	0.00	0.00	0.00	0.00	0.00										
150	0.00	0.00	0.00	0.00	0.00	0.00	0.00	0.00										
155	0.00	0.00	0.00	0.00	0.00	0.00	0.00	0.00										
160	0.00	0.00	0.00	0.00	0.00	0.00	0.00	0.00										
165	0.00	0.00	0.00	0.00	0.00	0.00	0.00	0.00										
170	0.00	0.00	0.00	0.00	0.00	0.00	0.00	0.00										
175	0.00	0.00	0.00	0.00	0.00	0.00	0.00	0.00										
180	0.00	0.00	0.00	0.00	0.00	0.00	0.00	0.00										

C Range: 0 - 360DEG
 C Interval: 45.0DEG
 Test Speed: HIGH
 Temperature:25.3DEG
 Operators:JYH
 Test Date:2022-12-22

γ Range: 0 - 180DEG
 γ Interval: 1.0DEG
 Test System:GO-2000A_V1 SYSTEM V2.0.362
 Humidity:65.0%
 Test Distance:10.950m [K=1.0000]
 Remarks: