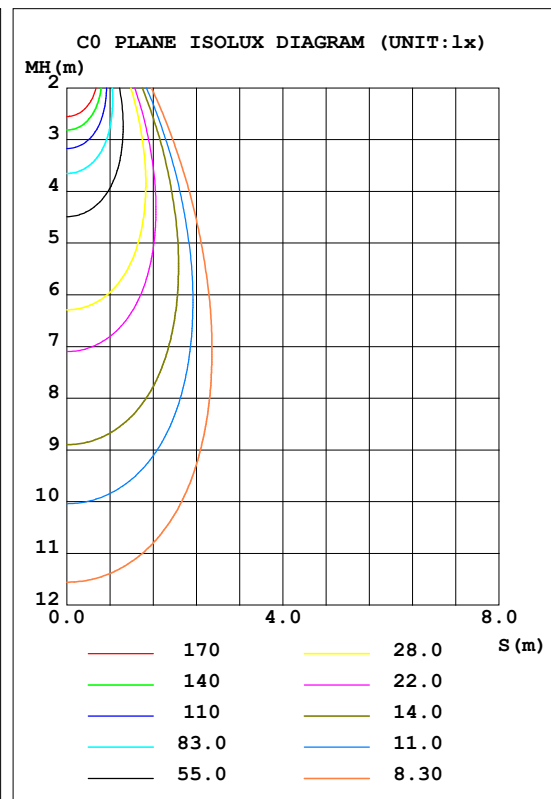
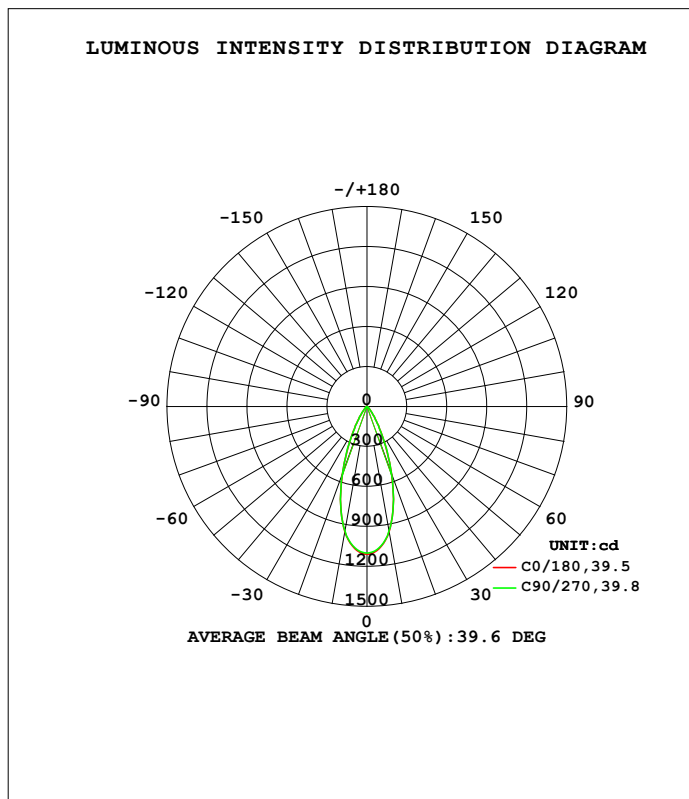


LUMINAIRE PHOTOMETRIC TEST REPORT

Test:U:220.0V I:0.0420A P:8.700W PF:0.9440 Freq:50.00Hz Lamp Flux:561.713x1 lm		
NAME: ML-CI136 36°	TYPE:	WEIGHT:
SPEC.:	DIM.:	SERIAL No.:
MFR.: Mercury Lighting	SUR.: 40*40mm	Shielding Angle:

DATA OF LAMP		PHOTOMETRIC DATA			
MODEL		I _{max} (cd)	1108	S/MH (C0/180)	0.64
NOMINAL POWER (W)	8.7	LOR (%)	100.0	S/MH (C90/270)	0.64
RATED VOLTAGE (V)	220.0	TOTAL FLUX (lm)	561.71	η UP, DN (C0-180)	0.0, 50.0
NOMINAL FLUX (lm)	561.713	CIE CLASS	DIRECT	η UP, DN (C180-360)	0.0, 50.0
LAMPS INSIDE	1	η up (%)	0.0	CIBSE SHR NOM	0.50
TEST VOLTAGE (V)	220.0	η down (%)	100.0	CIBSE SHR MAX	0.65



C Range: 0 - 360DEG
 C Interval: 45.0DEG
 Test Speed: HIGH
 Temperature: 25.3DEG
 Operators: JYH
 Test Date: 2022-12-22

γ Range: 0 - 180DEG
 γ Interval: 1.0DEG
 Test System: GO-2000A_V1 SYSTEM V2.0.362
 Humidity: 65.0%
 Test Distance: 10.950m [K=1.0000]
 Remarks:

ZONAL FLUX DIAGRAM

ZONAL FLUX DIAGRAM:

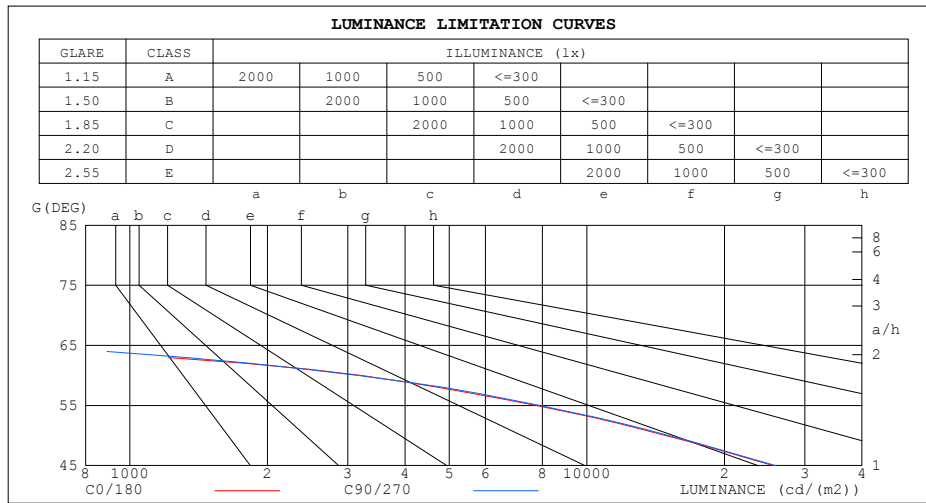
γ	C0	C45	C90	C135	C180	C225	C270	C315	γ	Φ zone	Φ total	%lum,lamp
10	954.4	952.0	953.0	952.0	954.4	952.0	953.0	952.0	0- 10	98.19	98.19	17.5,17.5
20	543.2	544.1	544.7	544.1	543.2	544.1	544.7	544.1	10- 20	209.3	307.5	54.7,54.7
30	191.2	190.8	191.7	190.8	191.2	190.8	191.7	190.8	20- 30	156.7	464.2	82.6,82.6
40	53.69	53.75	54.31	53.75	53.69	53.75	54.31	53.75	30- 40	66.42	530.6	94.5,94.5
50	15.33	15.31	15.57	15.31	15.33	15.31	15.57	15.31	40- 50	23.54	554.1	98.7,98.7
60	2.572	2.563	2.530	2.563	2.572	2.563	2.530	2.563	50- 60	6.881	561.0	99.9,99.9
70	0.0503	0.0302	0.0271	0.0302	0.0503	0.0302	0.0271	0.0302	60- 70	0.6763	561.7	100,100
80	0.0066	0	0	0	0.0066	0	0	0	70- 80	0.0090	561.7	100,100
90	0	0	0	0	0	0	0	0	80- 90	0.0001	561.7	100,100
100	0	0	0	0	0	0	0	0	90-100	0	561.7	100,100
110	0	0	0	0	0	0	0	0	100-110	0	561.7	100,100
120	0	0	0	0	0	0	0	0	110-120	0	561.7	100,100
130	0	0	0	0	0	0	0	0	120-130	0	561.7	100,100
140	0	0	0	0	0	0	0	0	130-140	0	561.7	100,100
150	0	0	0	0	0	0	0	0	140-150	0	561.7	100,100
160	0	0	0	0	0	0	0	0	150-160	0	561.7	100,100
170	0	0	0	0	0	0	0	0	160-170	0	561.7	100,100
180	0	0	0	0	0	0	0	0	170-180	0	561.7	100,100
DEG	LUMINOUS INTENSITY:cd									UNIT:lm		

C Range: 0 - 360DEG
 C Interval: 45.0DEG
 Test Speed: HIGH
 Temperature:25.3DEG
 Operators:JYH
 Test Date:2022-12-22

γ Range: 0 - 180DEG
 γ Interval: 1.0DEG
 Test System:GO-2000A_V1 SYSTEM V2.0.362
 Humidity:65.0%
 Test Distance:10.950m [K=1.0000]
 Remarks:

LUMINANCE LIMITATION CURVES

Test:U:220.0V I:0.0420A P:8.700W PF:0.9440 Freq:50.00Hz Lamp Flux:561.713x1 lm		
NAME: ML-CI136 36°	TYPE:	WEIGHT:
SPEC.:	DIM.:	SERIAL No.:
MFR.: Mercury Lighting	SUR.: 40*40mm	Shielding Angle:



LUMINANCE cd/(m2)		
G (DEG)	C0/180	C90/270
85	0	0
80	24	0
75	32	16
70	92	49
65	491	555
60	3216	3162
55	7769	7911
50	14902	15137
45	25640	25968

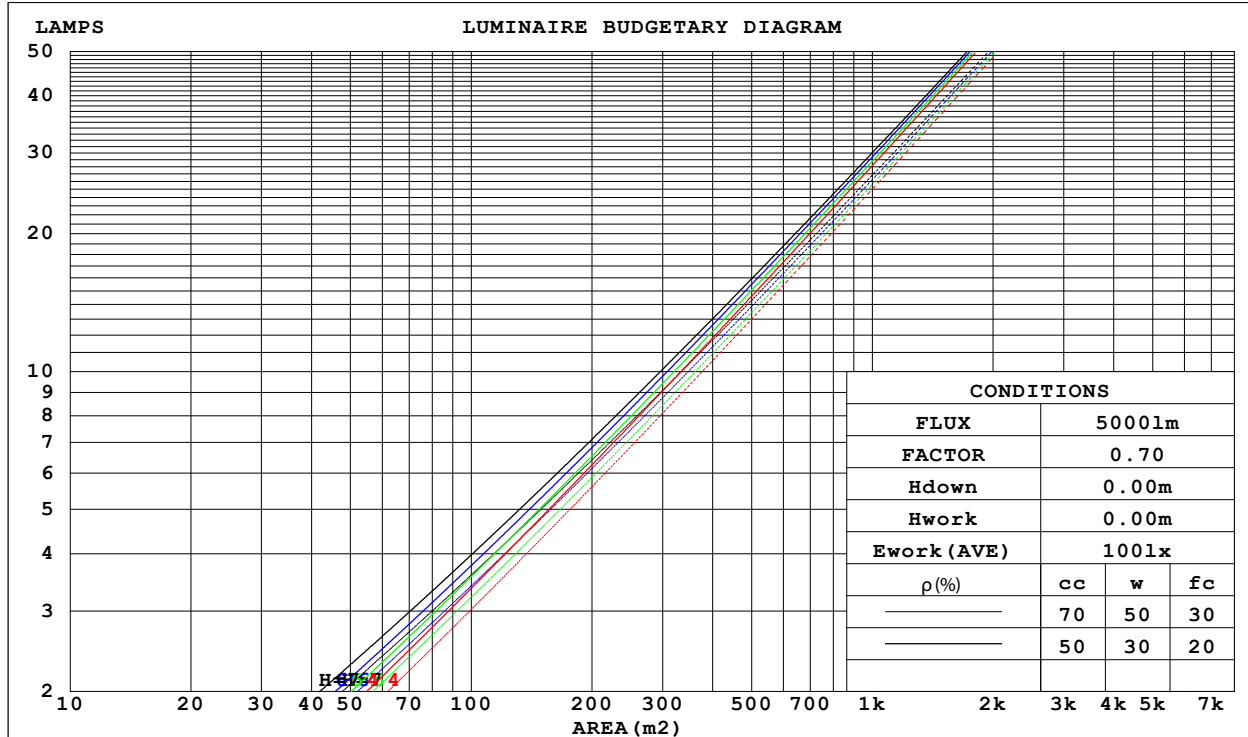
C Range: 0 - 360DEG
 C Interval: 45.0DEG
 Test Speed: HIGH
 Temperature: 25.3DEG
 Operators: JYH
 Test Date: 2022-12-22

γ Range: 0 - 180DEG
 γ Interval: 1.0DEG
 Test System: GO-2000A_V1 SYSTEM V2.0.362
 Humidity: 65.0%
 Test Distance: 10.950m [K=1.0000]
 Remarks:

CU AND LUMINAIRE BUDGETARY ESTIMATE DIAGRAM

Test:U:220.0V I:0.0420A P:8.700W PF:0.9440 Freq:50.00Hz Lamp Flux:561.713x1 lm		
NAME: ML-CI136 36°	TYPE:	WEIGHT:
SPEC.:	DIM.:	SERIAL No.:
MFR.: Mercury Lighting	SUR.: 40*40mm	Shielding Angle:

ρ_{cc}	80%			70%			50%			30%			10%			0
ρ_w	50%	30%	10%	50%	30%	10%	50%	30%	10%	50%	30%	10%	50%	30%	10%	0
ρ_{fc}	20%			20%			20%			20%			20%			0
RCR	RCR:Room Cavity Ratio						Coefficients of Utilization(CU)									
0.0	1.19	1.19	1.19	1.16	1.16	1.16	1.11	1.11	1.11	1.06	1.06	1.06	1.02	1.02	1.02	.00
1.0	1.12	1.09	1.07	1.09	1.07	1.06	1.05	1.04	1.02	1.02	1.00	.99	.98	.97	.96	.95
2.0	1.05	1.01	.98	1.03	.99	.97	.99	.97	.95	.97	.95	.93	.94	.93	.91	.89
3.0	.99	.94	.91	.97	.93	.90	.95	.91	.89	.92	.90	.87	.90	.88	.86	.84
4.0	.93	.88	.85	.92	.88	.84	.90	.86	.83	.88	.85	.82	.86	.84	.81	.80
5.0	.88	.83	.79	.87	.83	.79	.86	.81	.78	.84	.80	.78	.83	.79	.77	.76
6.0	.84	.79	.75	.83	.78	.74	.82	.77	.74	.80	.76	.74	.79	.76	.73	.72
7.0	.80	.74	.71	.79	.74	.71	.78	.73	.70	.77	.73	.70	.76	.72	.69	.68
8.0	.76	.71	.67	.75	.70	.67	.74	.70	.67	.73	.69	.66	.73	.69	.66	.65
9.0	.73	.67	.64	.72	.67	.64	.71	.67	.64	.70	.66	.63	.70	.66	.63	.62
10.0	.69	.64	.61	.69	.64	.61	.68	.64	.61	.68	.63	.60	.67	.63	.60	.59



C Range: 0 - 360DEG
 C Interval: 45.0DEG
 Test Speed: HIGH
 Temperature: 25.3DEG
 Operators: JYH
 Test Date: 2022-12-22

γ Range: 0 - 180DEG
 γ Interval: 1.0DEG
 Test System: GO-2000A_V1 SYSTEM V2.0.362
 Humidity: 65.0%
 Test Distance: 10.950m [K=1.0000]
 Remarks:

WEC AND CCEC

Test:U:220.0V I:0.0420A P:8.700W PF:0.9440 Freq:50.00Hz Lamp Flux:561.713x1 lm		
NAME: ML-CI136 36°	TYPE:	WEIGHT:
SPEC.:	DIM.:	SERIAL No.:
MFR.: Mercury Lighting	SUR.:40*40mm	Shielding Angle:

ρ_{cc}	80%			70%			50%			30%			10%			0
ρ_w	50%	30%	10%	50%	30%	10%	50%	30%	10%	50%	30%	10%	50%	30%	10%	0
ρ_{fc}	20%			20%			20%			20%			20%			0
RCR	RCR:Room Cavity Ratio						Wall Exitance Coefficients(WEC)									
0.0																
1.0	.162	.092	.029	.155	.089	.028	.143	.082	.026	.131	.076	.024	.121	.070	.023	
2.0	.154	.084	.026	.148	.082	.025	.138	.077	.024	.128	.072	.023	.119	.067	.021	
3.0	.146	.078	.023	.141	.076	.023	.132	.072	.022	.124	.068	.021	.117	.065	.020	
4.0	.138	.072	.021	.134	.070	.021	.127	.067	.020	.120	.064	.019	.113	.062	.019	
5.0	.132	.067	.019	.128	.066	.019	.122	.063	.019	.116	.061	.018	.110	.059	.018	
6.0	.126	.063	.018	.123	.062	.018	.117	.060	.017	.111	.058	.017	.106	.056	.017	
7.0	.120	.059	.017	.117	.058	.017	.112	.057	.016	.107	.055	.016	.103	.054	.016	
8.0	.115	.056	.016	.112	.055	.016	.108	.054	.015	.104	.053	.015	.100	.051	.015	
9.0	.110	.053	.015	.108	.053	.015	.104	.051	.015	.100	.050	.014	.097	.049	.014	
10.0	.106	.051	.014	.104	.050	.014	.100	.049	.014	.097	.048	.014	.093	.047	.013	

ρ_{cc}	80%			70%			50%			30%			10%			0
ρ_w	50%	30%	10%	50%	30%	10%	50%	30%	10%	50%	30%	10%	50%	30%	10%	0
ρ_{fc}	20%			20%			20%			20%			20%			0
RCR	RCR:Room Cavity Ratio						Ceiling Cavity Exitance Coefficients(CCEC)									
0.0	.190	.190	.190	.163	.163	.163	.111	.111	.111	.064	.064	.064	.020	.020	.020	
1.0	.170	.157	.146	.146	.135	.126	.100	.093	.087	.057	.054	.051	.018	.017	.016	
2.0	.154	.133	.115	.132	.114	.099	.090	.079	.069	.052	.046	.041	.017	.015	.013	
3.0	.141	.113	.092	.121	.098	.080	.083	.068	.056	.048	.040	.033	.015	.013	.011	
4.0	.130	.099	.075	.111	.085	.065	.076	.059	.046	.044	.035	.027	.014	.011	.009	
5.0	.120	.087	.062	.103	.075	.054	.071	.052	.038	.041	.031	.023	.013	.010	.007	
6.0	.112	.077	.052	.097	.067	.045	.067	.047	.032	.039	.028	.019	.012	.009	.006	
7.0	.106	.069	.044	.091	.060	.038	.063	.042	.027	.036	.025	.016	.012	.008	.005	
8.0	.100	.063	.038	.086	.055	.033	.059	.038	.023	.035	.023	.014	.011	.007	.005	
9.0	.094	.058	.033	.081	.050	.029	.056	.035	.020	.033	.021	.012	.011	.007	.004	
10.0	.090	.053	.029	.077	.046	.025	.054	.032	.018	.031	.019	.011	.010	.006	.004	

C Range: 0 - 360DEG
 C Interval: 45.0DEG
 Test Speed: HIGH
 Temperature:25.3DEG
 Operators:JYH
 Test Date:2022-12-22

γ Range: 0 - 180DEG
 γ Interval: 1.0DEG
 Test System:GO-2000A_V1 SYSTEM V2.0.362
 Humidity:65.0%
 Test Distance:10.950m [K=1.0000]
 Remarks:

UGR(Unified Glare Rating) Table

Test:U:220.0V I:0.0420A P:8.700W PF:0.9440 Freq:50.00Hz Lamp Flux:561.713x1 lm										
NAME: ML-CI136 36°					TYPE:			WEIGHT:		
SPEC.:					DIM.:			SERIAL No.:		
MFR.: Mercury Lighting					SUR.:40*40mm			Shielding Angle:		
ceiling/cavity	0.7	0.7	0.5	0.5	0.3	0.7	0.7	0.5	0.5	0.3
walls	0.5	0.3	0.5	0.3	0.3	0.5	0.3	0.5	0.3	0.3
working plane	0.2	0.2	0.2	0.2	0.2	0.2	0.2	0.2	0.2	0.2
Room dimensions	Viewed crosswise					Viewed endwise				
x = 2H y = 2H	19.5	20.3	19.7	20.5	20.7	19.5	20.4	19.7	20.5	20.7
3H	19.3	20.1	19.6	20.3	20.5	19.4	20.1	19.6	20.3	20.5
4H	19.2	20.0	19.5	20.2	20.4	19.3	20.0	19.6	20.2	20.4
6H	19.2	19.8	19.4	20.1	20.3	19.2	19.9	19.5	20.1	20.4
8H	19.1	19.8	19.4	20.0	20.3	19.1	19.8	19.5	20.1	20.3
12H	19.1	19.7	19.4	20.0	20.2	19.1	19.7	19.4	20.0	20.3
4H 2H	19.3	20.0	19.5	20.2	20.4	19.3	20.0	19.6	20.3	20.5
3H	19.1	19.7	19.4	20.0	20.3	19.1	19.8	19.4	20.0	20.3
4H	19.0	19.6	19.3	19.9	20.2	19.0	19.6	19.4	19.9	20.2
6H	18.9	19.4	19.3	19.7	20.1	18.9	19.4	19.3	19.8	20.1
8H	18.8	19.3	19.2	19.7	20.0	18.9	19.4	19.3	19.7	20.1
12H	18.8	19.2	19.2	19.6	20.0	18.8	19.3	19.2	19.6	20.0
8H 4H	18.8	19.3	19.2	19.7	20.0	18.9	19.4	19.3	19.7	20.1
6H	18.7	19.1	19.2	19.5	19.9	18.8	19.2	19.2	19.6	20.0
8H	18.7	19.0	19.1	19.4	19.9	18.7	19.1	19.2	19.5	19.9
12H	18.6	18.9	19.1	19.4	19.8	18.7	19.0	19.1	19.4	19.9
12H 4H	18.8	19.2	19.2	19.6	20.0	18.8	19.3	19.2	19.6	20.0
6H	18.7	19.0	19.1	19.4	19.9	18.7	19.1	19.2	19.5	19.9
8H	18.6	18.9	19.1	19.4	19.8	18.7	19.0	19.1	19.4	19.9
Variations with the observer position at spacings:										
S = 1.0H	+ 3.0 / - 9.4					+ 3.0 / - 9.3				
1.5H	+ 4.4 / - 6.2					+ 4.4 / - 6.2				
2.0H	+ 5.5 / -15.1					+ 5.5 / -14.8				

CIE Pub.117, 561.7 lm Total Lamp Luminous Flux Correct (8log(F/F0) = -2.0)

C Range: 0 - 360DEG
 C Interval: 45.0DEG
 Test Speed: HIGH
 Temperature:25.3DEG
 Operators:JYH
 Test Date:2022-12-22

γ Range: 0 - 180DEG
 γ Interval: 1.0DEG
 Test System:GO-2000A_V1 SYSTEM V2.0.362
 Humidity:65.0%
 Test Distance:10.950m [K=1.0000]
 Remarks:

UTILIZATION FACTORS TABLE

Test:U:220.0V I:0.0420A P:8.700W PF:0.9440 Freq:50.00Hz Lamp Flux:561.713x1 lm		
NAME: ML-CI136 36°	TYPE:	WEIGHT:
SPEC.:	DIM.:	SERIAL No.:
MFR.: Mercury Lighting	SUR.:40*40mm	Shielding Angle:

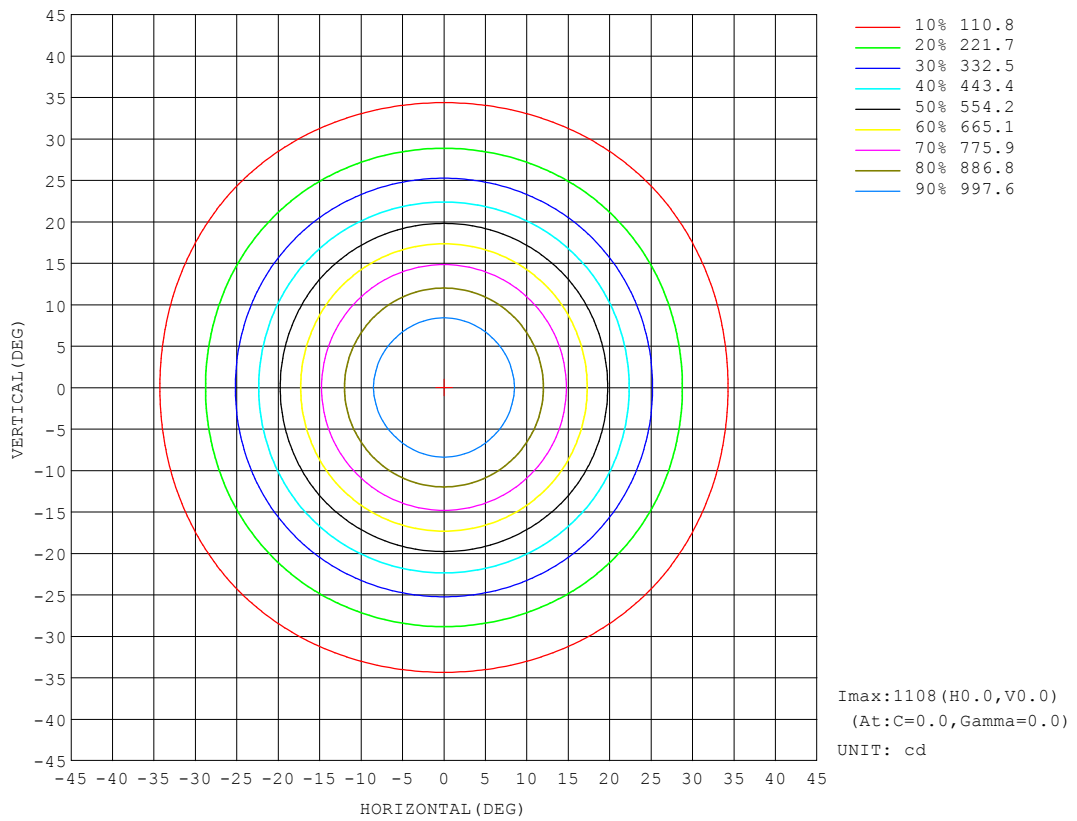
REFLECTANCE										
Ceiling	0.8	0.8	0.8	0.7	0.7	0.7	0.5	0.5	0.5	0
Walls	0.7	0.5	0.3	0.7	0.5	0.3	0.7	0.5	0.3	0
Working plane	0.2	0.2	0.2	0.2	0.2	0.2	0.2	0.2	0.2	0
ROOM INDEX	UTILIZATION FACTORS (PERCENT) $k(RI) \times RCR = 5$									
k = 0.60	88	82	78	87	82	78	87	81	78	74
0.80	95	90	86	95	89	86	94	89	86	82
1.00	100	94	91	99	94	91	97	94	90	86
1.25	104	99	95	103	98	95	101	97	94	90
1.50	106	102	99	105	101	98	103	100	97	93
2.00	109	105	102	108	104	101	105	102	100	95
2.50	111	107	104	109	106	103	106	103	101	95
3.00	112	109	106	110	107	105	107	105	103	97
4.00	114	111	109	112	110	108	108	107	105	98
5.00	115	113	111	113	111	110	109	108	107	99
ROOM INDEX	UF(total)									Direct
According to DIN EN 13032-2 2004			Suspended				SHRNOM = 1.25			

C Range: 0 - 360DEG
 C Interval: 45.0DEG
 Test Speed: HIGH
 Temperature:25.3DEG
 Operators:JYH
 Test Date:2022-12-22

γ Range: 0 - 180DEG
 γ Interval: 1.0DEG
 Test System:GO-2000A_V1 SYSTEM V2.0.362
 Humidity:65.0%
 Test Distance:10.950m [K=1.0000]
 Remarks:

ISOCANDELA DIAGRAM

Test:U:220.0V I:0.0420A P:8.700W PF:0.9440 Freq:50.00Hz Lamp Flux:561.713x1 lm		
NAME: ML-CI136 36°	TYPE:	WEIGHT:
SPEC.:	DIM.:	SERIAL No.:
MFR.: Mercury Lighting	SUR.: 40*40mm	Shielding Angle:



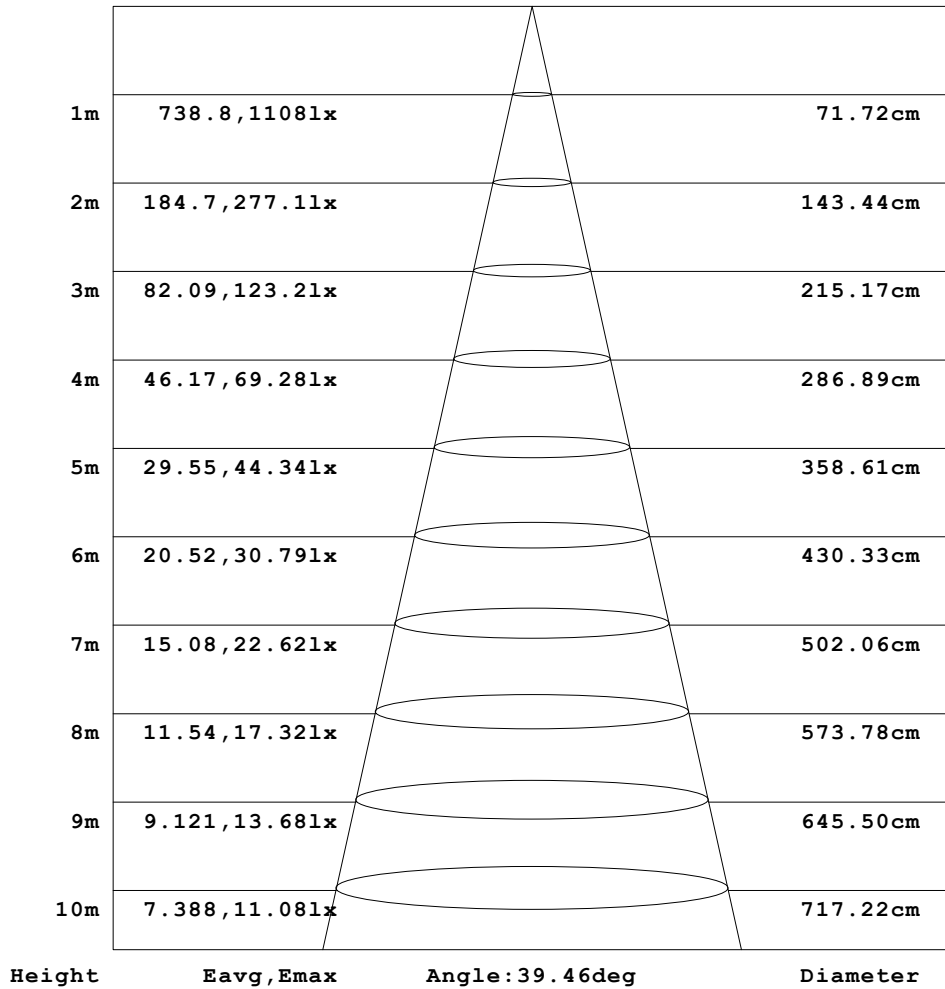
C Range: 0 - 360DEG
C Interval: 45.0DEG
Test Speed: HIGH
Temperature:25.3DEG
Operators:JYH
Test Date:2022-12-22

γ Range: 0 - 180DEG
γ Interval: 1.0DEG
Test System:GO-2000A_V1 SYSTEM V2.0.362
Humidity:65.0%
Test Distance:10.950m [K=1.0000]
Remarks:

AAI Figure

Test:U:220.0V I:0.0420A P:8.700W PF:0.9440 Freq:50.00Hz Lamp Flux:561.713x1 lm		
NAME: ML-CI136 36°	TYPE:	WEIGHT:
SPEC.:	DIM.:	SERIAL No.:
MFR.: Mercury Lighting	SUR.:40*40mm	Shielding Angle:

Flux out:307.5 lm



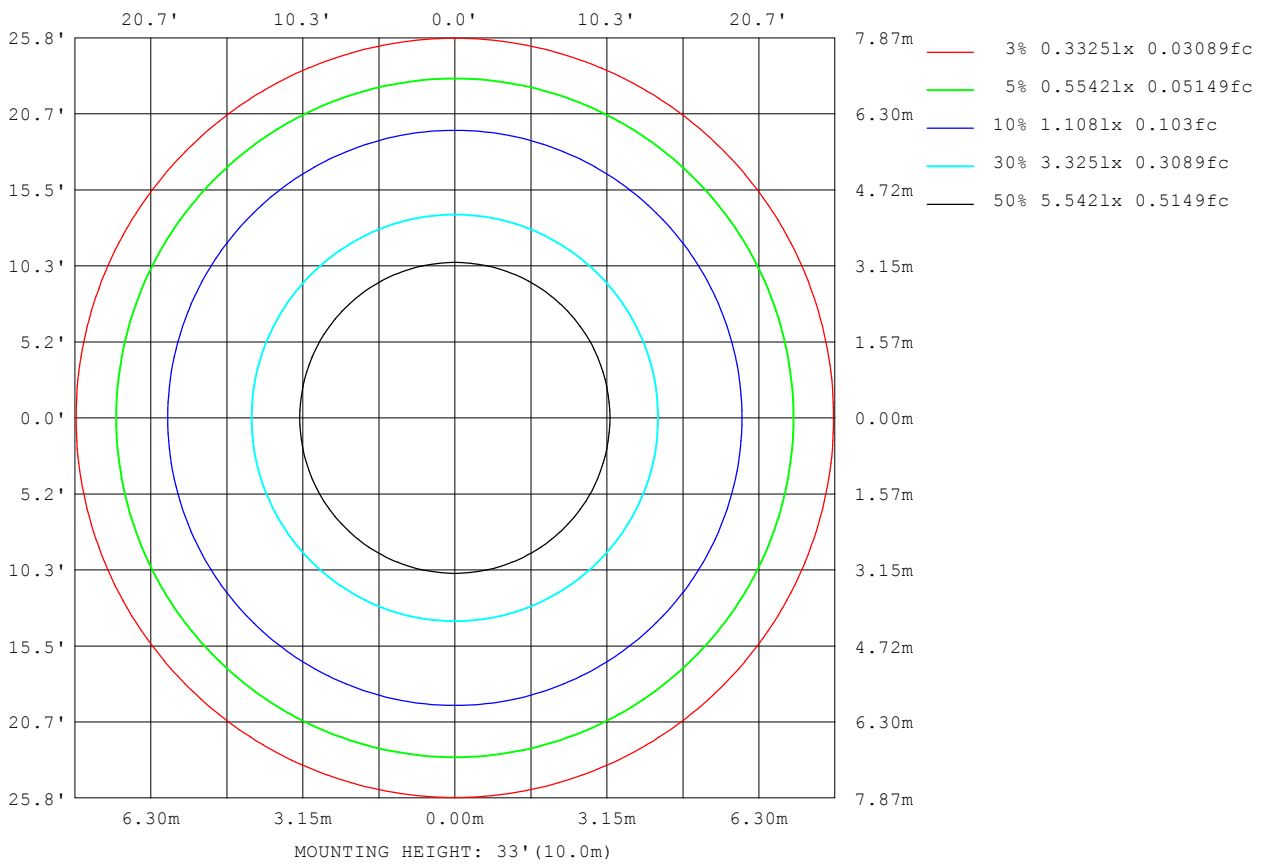
Note:The Curves indicate the illuminated area and the average illumination when the luminaire is at different distance.

C Range: 0 - 360DEG
C Interval: 45.0DEG
Test Speed: HIGH
Temperature:25.3DEG
Operators:JYH
Test Date:2022-12-22

γ Range: 0 - 180DEG
γ Interval: 1.0DEG
Test System:GO-2000A_V1 SYSTEM V2.0.362
Humidity:65.0%
Test Distance:10.950m [K=1.0000]
Remarks:

ISOLUX DIAGRAM

Test:U:220.0V I:0.0420A P:8.700W PF:0.9440 Freq:50.00Hz Lamp Flux:561.713x1 lm		
NAME: ML-CI136 36°	TYPE:	WEIGHT:
SPEC.:	DIM.:	SERIAL No.:
MFR.: Mercury Lighting	SUR.: 40*40mm	Shielding Angle:



C Range: 0 - 360DEG
 C Interval: 45.0DEG
 Test Speed: HIGH
 Temperature: 25.3DEG
 Operators: JYH
 Test Date: 2022-12-22

γ Range: 0 - 180DEG
 γ Interval: 1.0DEG
 Test System: GO-2000A_V1 SYSTEM V2.0.362
 Humidity: 65.0%
 Test Distance: 10.950m [K=1.0000]
 Remarks:

LED Avg.L Report

Test:U:220.0V I:0.0420A P:8.700W PF:0.9440 Freq:50.00Hz Lamp Flux:561.713x1 lm		
NAME: ML-CI136 36°	TYPE:	WEIGHT:
SPEC.:	DIM.:	SERIAL No.:
MFR.: Mercury Lighting	SUR.:40*40mm	Shielding Angle:

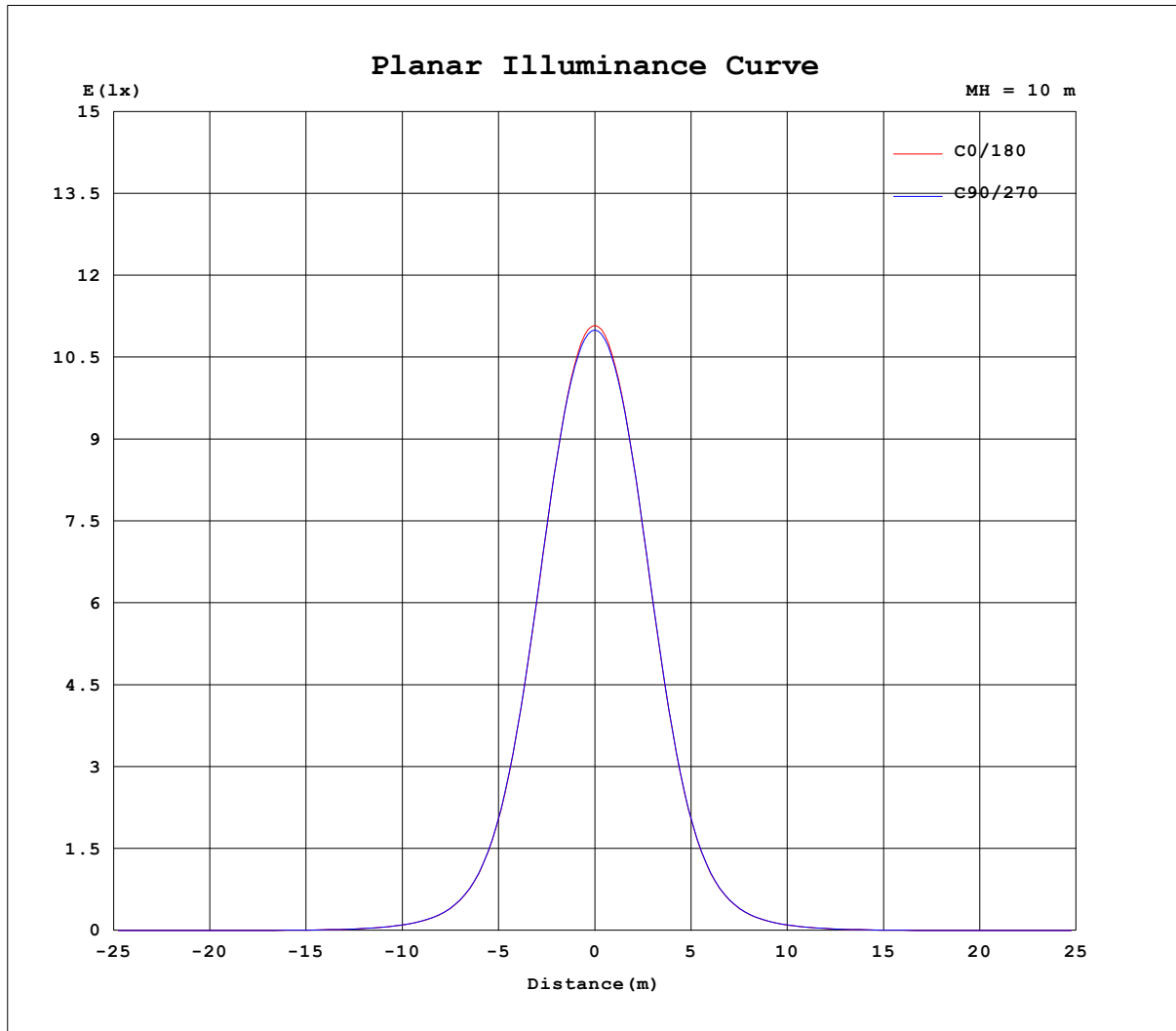
AvgL	cd/m2
L_0~180 (65) av	491
L_0~180 (75) av	32
L_0~180 (85) av	0
L_90~270 (65) av	555
L_90~270 (75) av	16
L_90~270 (85) av	0
L_45 (65) av	515
L_45 (75) av	4
L_45 (85) av	0

Standard: GB/T 29293-2012

C Range: 0 - 360DEG
 C Interval: 45.0DEG
 Test Speed: HIGH
 Temperature:25.3DEG
 Operators:JYH
 Test Date:2022-12-22

γ Range: 0 - 180DEG
 γ Interval: 1.0DEG
 Test System:GO-2000A_V1 SYSTEM V2.0.362
 Humidity:65.0%
 Test Distance:10.950m [K=1.0000]
 Remarks:

Planar Illuminance Curve



C Range: 0 - 360DEG
 C Interval: 45.0DEG
 Test Speed: HIGH
 Temperature: 25.3DEG
 Operators: JYH
 Test Date: 2022-12-22

γ Range: 0 - 180DEG
 γ Interval: 1.0DEG
 Test System: GO-2000A_V1 SYSTEM V2.0.362
 Humidity: 65.0%
 Test Distance: 10.950m [K=1.0000]
 Remarks:

LUMINOUS DISTRIBUTION INTENSITY DATA

Test:U:220.0V I:0.0420A P:8.700W PF:0.9440 Freq:50.00Hz Lamp Flux:561.713x1 lm		
NAME: ML-CI136 36°	TYPE:	WEIGHT:
SPEC.:	DIM.:	SERIAL No.:
MFR.: Mercury Lighting	SUR.: 40*40mm	Shielding Angle:

Table--1

UNIT: cd

C (DEG) γ (DEG)	0	45	90	135	180	225	270	315										
0	1108	1101	1100	1101	1108	1101	1100	1101										
5	1071	1064	1065	1064	1071	1064	1065	1064										
10	954	952	953	952	954	952	953	952										
15	766	766	768	766	766	766	768	766										
20	543	544	545	544	543	544	545	544										
25	339	339	342	339	339	339	342	339										
30	191	191	192	191	191	191	192	191										
35	101	101	102	101	101	101	102	101										
40	53.7	53.7	54.3	53.7	53.7	53.7	54.3	53.7										
45	29.0	29.0	29.4	29.0	29.0	29.0	29.4	29.0										
50	15.3	15.3	15.6	15.3	15.3	15.3	15.6	15.3										
55	7.13	7.16	7.26	7.16	7.13	7.16	7.26	7.16										
60	2.57	2.56	2.53	2.56	2.57	2.56	2.53	2.56										
65	0.33	0.35	0.38	0.35	0.33	0.35	0.38	0.35										
70	0.05	0.03	0.03	0.03	0.05	0.03	0.03	0.03										
75	0.01	0.00	0.01	0.00	0.01	0.00	0.01	0.00										
80	0.01	0.00	0.00	0.00	0.01	0.00	0.00	0.00										
85	0.00	0.00	0.00	0.00	0.00	0.00	0.00	0.00										
90	0.00	0.00	0.00	0.00	0.00	0.00	0.00	0.00										
95	0.00	0.00	0.00	0.00	0.00	0.00	0.00	0.00										
100	0.00	0.00	0.00	0.00	0.00	0.00	0.00	0.00										
105	0.00	0.00	0.00	0.00	0.00	0.00	0.00	0.00										
110	0.00	0.00	0.00	0.00	0.00	0.00	0.00	0.00										
115	0.00	0.00	0.00	0.00	0.00	0.00	0.00	0.00										
120	0.00	0.00	0.00	0.00	0.00	0.00	0.00	0.00										
125	0.00	0.00	0.00	0.00	0.00	0.00	0.00	0.00										
130	0.00	0.00	0.00	0.00	0.00	0.00	0.00	0.00										
135	0.00	0.00	0.00	0.00	0.00	0.00	0.00	0.00										
140	0.00	0.00	0.00	0.00	0.00	0.00	0.00	0.00										
145	0.00	0.00	0.00	0.00	0.00	0.00	0.00	0.00										
150	0.00	0.00	0.00	0.00	0.00	0.00	0.00	0.00										
155	0.00	0.00	0.00	0.00	0.00	0.00	0.00	0.00										
160	0.00	0.00	0.00	0.00	0.00	0.00	0.00	0.00										
165	0.00	0.00	0.00	0.00	0.00	0.00	0.00	0.00										
170	0.00	0.00	0.00	0.00	0.00	0.00	0.00	0.00										
175	0.00	0.00	0.00	0.00	0.00	0.00	0.00	0.00										
180	0.00	0.00	0.00	0.00	0.00	0.00	0.00	0.00										

C Range: 0 - 360DEG
 C Interval: 45.0DEG
 Test Speed: HIGH
 Temperature:25.3DEG
 Operators:JYH
 Test Date:2022-12-22

γ Range: 0 - 180DEG
 γ Interval: 1.0DEG
 Test System:GO-2000A_V1 SYSTEM V2.0.362
 Humidity:65.0%
 Test Distance:10.950m [K=1.0000]
 Remarks: