


Photometric report for Flanged and Flangeless Trim



Light Output Ratio:	77.3%	
Luminaire Power:	13.9 W	
SHR Nominal:	0.75	Calculated using the TM5
SHR Maximum:	0.80	fine grid method.

C Range: 0 - 360DEG
C Interval: FOR A 60° LENS BEAM ANGLE
Test Speed: HIGH
Temperature: 25.3 °C
Operators: zoe
Test Date: 2025-7-4

Range: 0 - 180DEG
Interval: 1.0DEG
Test System: EVERFINE GO-SPEX500_V1 SYSTEM V2.00.461
Humidity: 65.0%
Test Distance: 3.160m [K=1.0000]
Remarks: LAMP: BXRH-30G10T0-G-83 Ra: 90
LENS: PM-1084C 50R
DRIVER: PUP20A-1WMC 600mA
30minutes warm-up

LUMINOUS INTENSITY DISTRIBUTION DIAGRAM

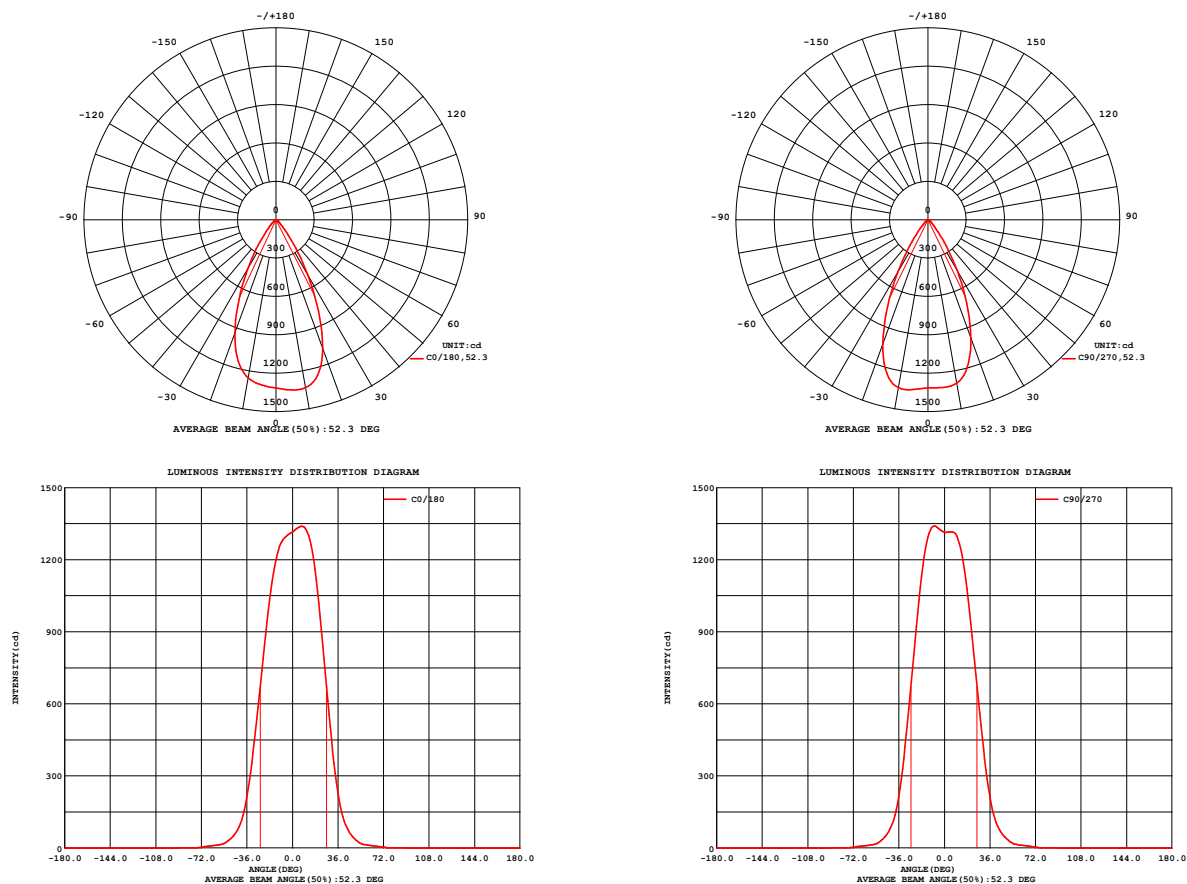


Fig. C0/C180

Fig. C90/C270

C Range: 0 - 360DEG
C Interval: FOR A 60° LENS BEAM ANGLE
Test Speed: HIGH
Temperature: 25.3 °C
Operators: zoe
Test Date: 2025-7-4

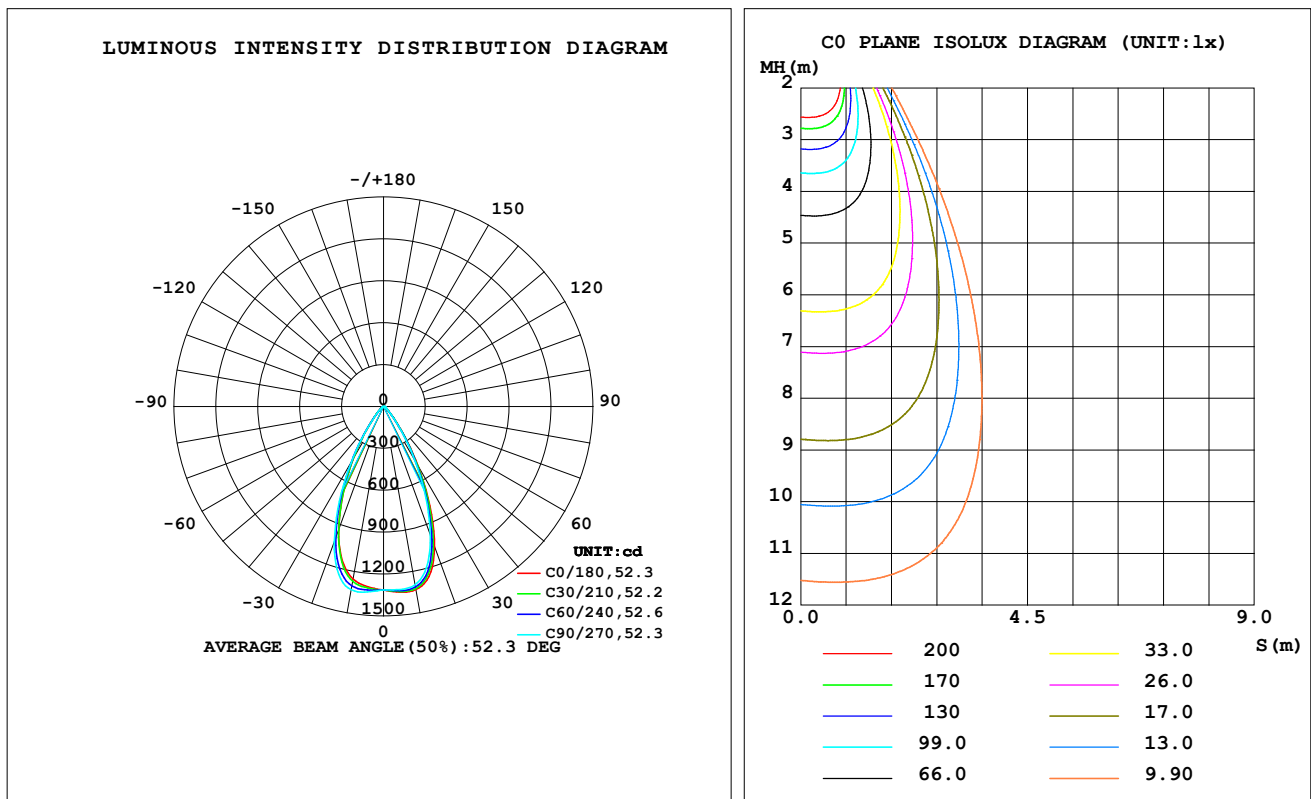
Range: 0 - 180DEG
Interval: 1.0DEG
Test System: EVERFINE GO-SPEX500_V1 SYSTEM V2.00.461
Humidity: 65.0%
Test Distance: 3.160m [K=1.0000]
Remarks: LAMP: BXRH-30G10T0-G-83 Ra: 90
LENS: PM-1084C 50R
DRIVER: PUP20A-1WMC 600mA

30minutes warm-up

LUMINAIRE PHOTOMETRIC TEST REPORT

Test:U:120.22V I:0.1165A P:13.902W PF:0.9913 Freq:59.98Hz Lamp Flux:1342.44x1 lm		
NAME: CTL-M-1.5S-30K-60-SQ-FX	TYPE:	WEIGHT:
SPEC.: 3000K	DIM.:	SERIAL No.: 2507040425
MFR.: MERCURY LIGHTING	SUR.: 0.001521m ²	Shielding Angle:

DATA OF LAMP		PHOTOMETRIC DATA				Eff: 74.62 lm/W
MODEL	Brideglux	I _{max} (cd)	1351	S/MH (C0/180)		0.78
NOMINAL POWER (W)	13	LOR (%)	77.3	S/MH (C90/270)		0.80
RATED VOLTAGE (V)	120	TOTAL FLUX (lm)	1037.4	☒ UP, DN (C0-180)		0.0, 38.7
NOMINAL FLUX (lm)	1342.44	CIE CLASS	DIRECT	☒ UP, DN (C180-360)		0.0, 38.6
LAMPS INSIDE	1	☒ up (%)	0.0	CIBSE SHR NOM		0.75
TEST VOLTAGE (V)	120	☒ down (%)	77.3	CIBSE SHR MAX		0.80



C Range: 0 - 360DEG
 C Interval: FOR A 60° LENS BEAM ANGLE
 Test Speed: HIGH
 Temperature: 25.3 °C
 Operators: zoe
 Test Date: 2025-7-4

Range: 0 - 180DEG
 Interval: 1.0DEG
 Test System: EVERFINE GO-SPEX500_V1 SYSTEM V2.00.461
 Humidity: 65.0%
 Test Distance: 3.160m [K=1.0000]
 Remarks: LAMP: BXRH-30G10T0-G-83 Ra: 90
 LENS: PM-1084C 50R
 DRIVER: PUP20A-1WMC 600mA

30minutes warm-up

ZONAL FLUX DIAGRAM
ZONAL FLUX DIAGRAM:

°	C0	C45	C90	C135	C180	C225	C270	C315	°	zone	total	%lum,lamp
10	1332	1319	1297	1270	1255	1288	1332	1345	0- 10	125.6	125.6	12.1,9.36
20	1068	1028	983.1	951.2	941.0	973.0	1031	1070	10- 20	333.2	458.8	44.2,34.2
30	502.1	483.1	460.2	443.5	442.2	453.4	470.8	494.5	20- 30	332.6	791.4	76.3,59
40	129.6	129.5	121.5	117.9	116.7	116.8	117.0	126.5	30- 40	164.1	955.5	92.1,71.2
50	34.51	38.35	34.87	36.26	32.26	33.96	30.60	35.90	40- 50	51.69	1007	97.1,75
60	11.50	13.35	11.85	13.42	11.30	12.49	10.70	12.83	50- 60	18.71	1026	98.9,76.4
70	5.084	6.072	5.266	5.849	4.732	5.394	4.640	5.690	60- 70	8.913	1035	99.7,77.1
80	0.6004	0.6071	0.5620	0.5695	0.5394	0.5781	0.5788	0.6125	70- 80	2.345	1037	100,77.3
90	0	0	0	0	0	0	0	0	80- 90	0.2787	1037	100,77.3
100	0	0	0	0	0	0	0	0	90-100	0	1037	100,77.3
110	0	0	0	0	0	0	0	0	100-110	0	1037	100,77.3
120	0	0	0	0	0	0	0	0	110-120	0	1037	100,77.3
130	0	0	0	0	0	0	0	0	120-130	0	1037	100,77.3
140	0	0	0	0	0	0	0	0	130-140	0	1037	100,77.3
150	0	0	0	0	0	0	0	0	140-150	0	1037	100,77.3
160	0	0	0	0	0	0	0	0	150-160	0	1037	100,77.3
170	0	0	0	0	0	0	0	0	160-170	0	1037	100,77.3
180	0	0	0	0	0	0	0	0	170-180	0	1037	100,77.3
DEG	LUMINOUS INTENSITY:cd									UNIT:lm		

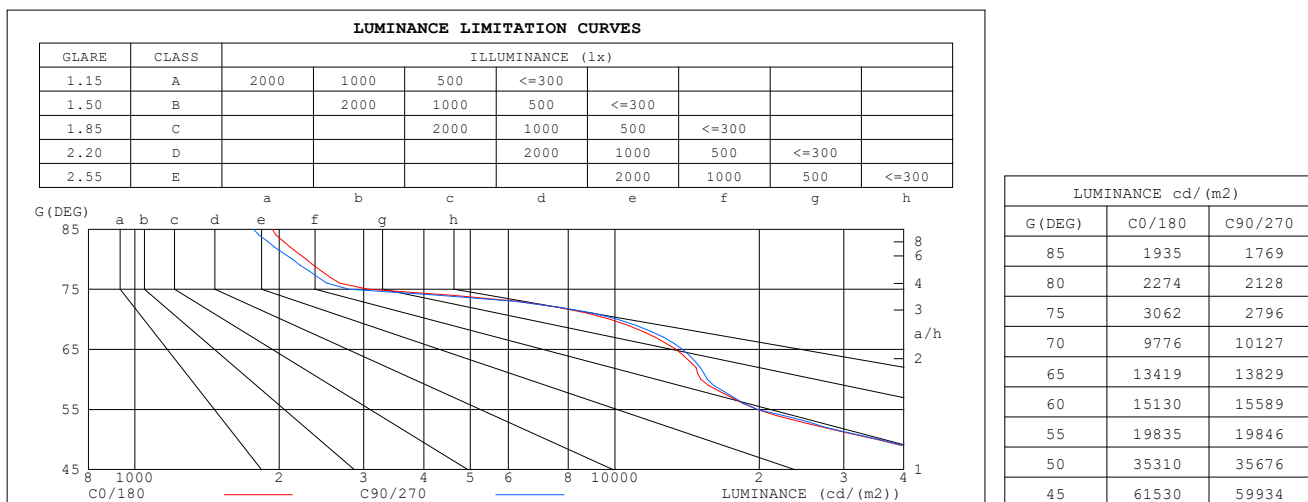
C Range: 0 - 360DEG
 C Interval: FOR A 60° LENS BEAM ANGLE
 Test Speed: HIGH
 Temperature:25.3℃
 Operators:zoe
 Test Date:2025-7-4

Range: 0 - 180DEG
 Interval: 1.0DEG
 Test System:EVERFINE GO-SPEX500_V1 SYSTEM V2.00.461
 Humidity:65.0%
 Test Distance:3.160m [K=1.0000]
 Remarks: LAMP:BXRH-30G10T0-G-83 Ra:90
 LENS:PM-1084C 50R
 DRIVER:PUP20A-1WMC 600mA

30minutes warm-up

LUMINANCE LIMITATION CURVES

Test:U:120.22V I:0.1165A P:13.902W PF:0.9913 Freq:59.98Hz Lamp Flux:1342.44x1 lm		
NAME: CTL-M-1.5S-30K-60-SQ-FX	TYPE:	WEIGHT:
SPEC.: 3000K	DIM.:	SERIAL No.: 2507040425
MFR.: MERCURY LIGHTING	SUR.: 0.001521m2	Shielding Angle:



C Range: 0 - 360DEG
 C Interval: FOR A 60° LENS BEAM ANGLE
 Test Speed: HIGH
 Temperature: 25.3 °C
 Operators: zoe
 Test Date: 2025-7-4

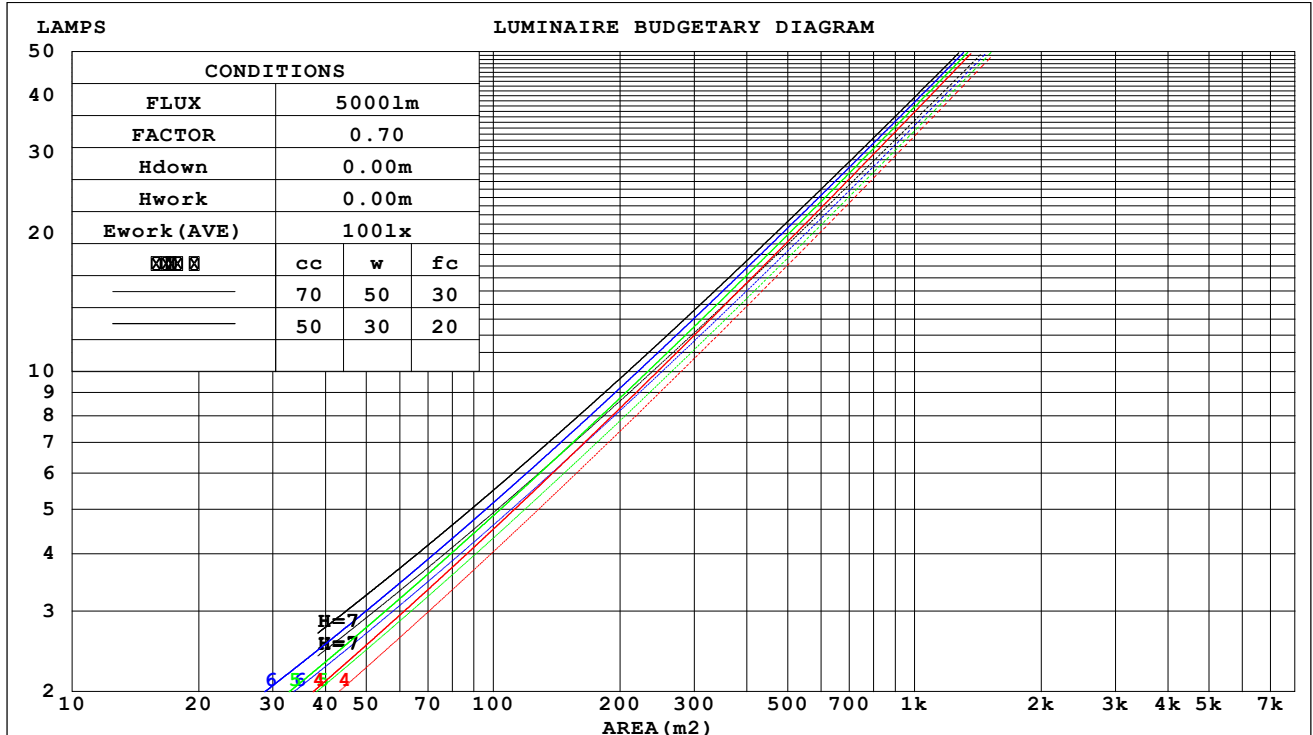
Range: 0 - 180DEG
 Interval: 1.0DEG
 Test System: EVERFINE GO-SPEX500_V1 SYSTEM V2.00.461
 Humidity: 65.0%
 Test Distance: 3.160m [K=1.0000]
 Remarks: LAMP: BXRH-30G10T0-G-83 Ra: 90
 LENS: PM-1084C 50R
 DRIVER: PUP20A-1WMC 600mA

30minutes warm-up

CU AND LUMINAIRE BUDGETARY ESTIMATE DIAGRAM

Test:U:120.22V I:0.1165A P:13.902W PF:0.9913 Freq:59.98Hz Lamp Flux:1342.44x1 lm		
NAME: CTL-M-1.5S-30K-60-SQ-FX	TYPE:	WEIGHT:
SPEC.: 3000K	DIM.:	SERIAL No.: 2507040425
MFR.: MERCURY LIGHTING	SUR.: 0.001521m2	Shielding Angle:

cc	80%			70%			50%			30%			10%			0
w	50%	30%	10%	50%	30%	10%	50%	30%	10%	50%	30%	10%	50%	30%	10%	0
fc	20%			20%			20%			20%			20%			0
RCR	RCR:Room Cavity Ratio															



C Range: 0 - 360DEG
 C Interval: FOR A 60° LENS BEAM ANGLE
 Test Speed: HIGH
 Temperature:25.3℃
 Operators:zoe
 Test Date:2025-7-4

Range: 0 - 180DEG
 Interval: 1.0DEG
 Test System:EVERFINE GO-SPEX500_V1 SYSTEM V2.00.461
 Humidity:65.0%
 Test Distance:3.160m [K=1.0000]
 Remarks: LAMP:BXRH-30G10T0-G-83 Ra:90
 LENS:PM-1084C 50R
 DRIVER:PUP20A-1WMC 600mA

30minutes warm-up

WEC AND CCEC

Test:U:120.22V I:0.1165A P:13.902W PF:0.9913 Freq:59.98Hz Lamp Flux:1342.44x1 lm		
NAME: CTL-M-1.5S-30K-60-SQ-FX	TYPE:	WEIGHT:
SPEC.: 3000K	DIM.:	SERIAL No.: 2507040425
MFR.: MERCURY LIGHTING	SUR.: 0.001521m2	Shielding Angle:

☒cc	80%			70%			50%			30%			10%			0
☒w	50%	30%	10%	50%	30%	10%	50%	30%	10%	50%	30%	10%	50%	30%	10%	0
☒fc	20%			20%			20%			20%			20%			0
RCR	RCR:Room Cavity Ratio						Wall Exitance Coefficients(WEC)									
0.0																
1.0	.135	.077	.024	.130	.074	.024	.120	.069	.022	.111	.064	.021	.103	.060	.019	
2.0	.129	.071	.022	.125	.069	.021	.117	.065	.020	.109	.061	.019	.102	.058	.018	
3.0	.123	.065	.020	.119	.064	.019	.112	.061	.018	.106	.058	.018	.100	.055	.017	
4.0	.117	.061	.018	.114	.059	.018	.108	.057	.017	.102	.055	.017	.097	.053	.016	
5.0	.111	.057	.016	.108	.056	.016	.103	.054	.016	.098	.052	.015	.094	.050	.015	
6.0	.106	.053	.015	.104	.052	.015	.099	.051	.015	.095	.049	.014	.091	.048	.014	
7.0	.101	.050	.014	.099	.049	.014	.095	.048	.014	.091	.047	.014	.088	.046	.013	
8.0	.097	.047	.013	.095	.047	.013	.091	.046	.013	.088	.045	.013	.085	.043	.013	
9.0	.093	.045	.013	.091	.044	.012	.088	.043	.012	.085	.042	.012	.082	.042	.012	
10.0	.089	.043	.012	.087	.042	.012	.084	.041	.012	.082	.041	.012	.079	.040	.011	

☒cc	80%			70%			50%			30%			10%			0
☒w	50%	30%	10%	50%	30%	10%	50%	30%	10%	50%	30%	10%	50%	30%	10%	0
☒fc	20%			20%			20%			20%			20%			0
RCR	RCR:Room Cavity Ratio						Ceiling Cavity Exitance Coefficients(CCEC)									
0.0	.147	.147	.147	.126	.126	.126	.086	.086	.086	.049	.049	.049	.016	.016	.016	
1.0	.132	.122	.112	.113	.104	.096	.077	.072	.067	.045	.042	.039	.014	.013	.013	
2.0	.120	.102	.087	.103	.088	.076	.071	.061	.053	.041	.035	.031	.013	.011	.010	
3.0	.111	.088	.070	.095	.076	.060	.065	.053	.042	.038	.031	.025	.012	.010	.008	
4.0	.103	.076	.056	.088	.066	.049	.061	.046	.034	.035	.027	.020	.011	.009	.007	
5.0	.096	.067	.046	.082	.058	.040	.057	.041	.028	.033	.024	.017	.011	.008	.006	
6.0	.090	.060	.039	.077	.052	.034	.053	.036	.024	.031	.021	.014	.010	.007	.005	
7.0	.085	.054	.033	.073	.047	.029	.050	.033	.020	.029	.019	.012	.009	.006	.004	
8.0	.080	.049	.028	.069	.043	.025	.048	.030	.017	.028	.018	.010	.009	.006	.003	
9.0	.076	.045	.024	.066	.039	.021	.046	.028	.015	.027	.016	.009	.009	.005	.003	
10.0	.073	.042	.021	.063	.036	.019	.044	.026	.013	.025	.015	.008	.008	.005	.003	

C Range: 0 - 360DEG
 C Interval: FOR A 60° LENS BEAM ANGLE
 Test Speed: HIGH
 Temperature:25.3℃
 Operators:zoe
 Test Date:2025-7-4

Range: 0 - 180DEG
 Interval: 1.0DEG
 Test System:EVERFINE GO-SPEX500_V1 SYSTEM V2.00.461
 Humidity:65.0%
 Test Distance:3.160m [K=1.0000]
 Remarks: LAMP:BXRH-30G10T0-G-83 Ra:90
 LENS:PM-1084C 50R
 DRIVER:PUP20A-1WMC 600mA

30minutes warm-up

UGR(Unified Glare Rating) Table

Test:U:120.22V I:0.1165A P:13.902W PF:0.9913 Freq:59.98Hz Lamp Flux:1342.44x1 lm											
NAME: CTL-M-1.5S-30K-60-SQ-FX					TYPE:			WEIGHT:			
SPEC.: 3000K					DIM.:			SERIAL No.: 2507040425			
MFR.: MERCURY LIGHTING					SUR.: 0.001521m2			Shielding Angle:			
ceiling/cavity	0.7	0.7	0.5	0.5	0.3	0.7	0.7	0.5	0.5	0.3	
walls	0.5	0.3	0.5	0.3	0.3	0.5	0.3	0.5	0.3	0.3	
working plane	0.2	0.2	0.2	0.2	0.2	0.2	0.2	0.2	0.2	0.2	
Room dimensions		Viewed crosswise					Viewed endwise				
x = 2H y = 2H	2H	21.2	22.2	21.5	22.3	22.5	20.8	21.8	21.1	21.9	22.1
	3H	21.2	22.0	21.4	22.2	22.4	20.8	21.7	21.1	21.9	22.1
	4H	21.1	21.9	21.4	22.1	22.4	20.8	21.6	21.0	21.8	22.0
	6H	21.0	21.8	21.3	22.0	22.3	20.7	21.4	21.0	21.7	21.9
	8H	21.0	21.7	21.3	22.0	22.2	20.6	21.3	20.9	21.6	21.9
	12H	20.9	21.6	21.3	21.9	22.2	20.6	21.3	20.9	21.5	21.8
4H	2H	21.1	21.9	21.4	22.1	22.3	20.7	21.5	21.0	21.7	22.0
	3H	21.1	21.8	21.4	22.0	22.3	20.7	21.4	21.0	21.7	22.0
	4H	21.0	21.6	21.4	21.9	22.2	20.7	21.3	21.0	21.6	21.9
	6H	20.9	21.5	21.3	21.8	22.1	20.6	21.1	20.9	21.5	21.8
	8H	20.9	21.4	21.3	21.7	22.1	20.5	21.0	20.9	21.4	21.7
	12H	20.8	21.3	21.2	21.7	22.1	20.5	20.9	20.9	21.3	21.7
8H	4H	20.9	21.4	21.3	21.7	22.1	20.5	21.0	20.9	21.4	21.8
	6H	20.8	21.2	21.2	21.6	22.0	20.4	20.9	20.9	21.3	21.7
	8H	20.7	21.1	21.2	21.5	22.0	20.4	20.8	20.8	21.2	21.6
	12H	20.7	21.0	21.2	21.4	21.9	20.3	20.7	20.8	21.1	21.6
12H	4H	20.8	21.3	21.2	21.7	22.1	20.5	20.9	20.9	21.3	21.7
	6H	20.7	21.1	21.2	21.5	22.0	20.4	20.8	20.8	21.2	21.6
	8H	20.7	21.0	21.2	21.4	21.9	20.3	20.7	20.8	21.1	21.6
Variations with the observer position at spacings(CIE Pub.117):											
S = 1.0H	+ 2.8 / - 5.6					+ 2.7 / - 5.3					
1.5H	+ 4.5 / - 4.0					+ 4.2 / - 4.0					
2.0H	+ 4.1 / - 3.4					+ 4.1 / - 3.1					

CIE Pub.117, 1342 lm Total Lamp Luminous Flux Correct (8log(F/F0) = 1.0)
 Area: 0.001521 m2

C Range: 0 - 360DEG
 C Interval: FOR A 60° LENS BEAM ANGLE
 Test Speed: HIGH
 Temperature:25.3℃
 Operators:zoe
 Test Date:2025-7-4

Range: 0 - 180DEG
 Interval: 1.0DEG
 Test System:EVERFINE GO-SPEX500_V1 SYSTEM V2.00.461
 Humidity:65.0%
 Test Distance:3.160m [K=1.0000]
 Remarks: LAMP:BXRH-30G10T0-G-83 Ra:90
 LENS:PM-1084C 50R
 DRIVER:PUP20A-1WMC 600mA

30minutes warm-up

UTILIZATION FACTORS TABLE

Test:U:120.22V I:0.1165A P:13.902W PF:0.9913 Freq:59.98Hz Lamp Flux:1342.44x1 lm		
NAME: CTL-M-1.5S-30K-60-SQ-FX	TYPE:	WEIGHT:
SPEC.: 3000K	DIM.:	SERIAL No.: 2507040425
MFR.: MERCURY LIGHTING	SUR.: 0.001521m2	Shielding Angle:

REFLECTANCE										
Ceiling	0.8	0.8	0.8	0.7	0.7	0.7	0.5	0.5	0.5	0
Walls	0.7	0.5	0.3	0.7	0.5	0.3	0.7	0.5	0.3	0
Working plane	0.2	0.2	0.2	0.2	0.2	0.2	0.2	0.2	0.2	0
ROOM INDEX	UTILIZATION FACTORS (PERCENT) $k(RI) \times RCR = 5$									
k = 0.60	67	62	59	67	62	59	66	61	59	56
0.80	73	68	65	72	68	65	71	67	65	62
1.00	76	72	69	76	72	69	74	71	68	65
1.25	79	75	73	79	75	72	77	74	72	68
1.50	82	78	75	81	77	75	79	76	74	71
2.00	84	80	78	83	80	77	81	78	76	72
2.50	85	82	80	84	81	79	81	79	78	73
3.00	86	84	81	85	83	81	82	80	79	74
4.00	88	86	84	86	84	83	83	82	81	75
5.00	89	87	86	87	86	84	84	83	82	76
ROOM INDEX	UF (total)									Direct
According to DIN EN 13032-2 2004			Suspended					SHRNOM = 1.25		

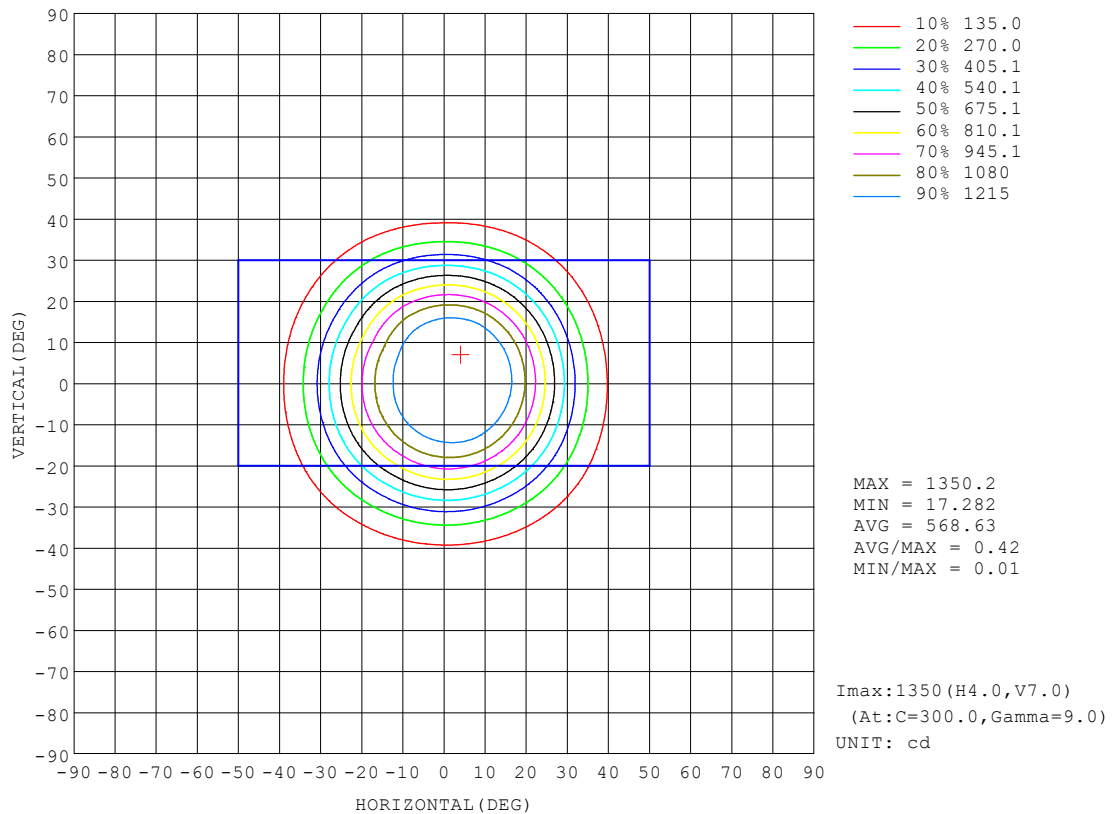
C Range: 0 - 360DEG
 C Interval: FOR A 60° LENS BEAM ANGLE
 Test Speed: HIGH
 Temperature: 25.3 °C
 Operators: zoe
 Test Date: 2025-7-4

Range: 0 - 180DEG
 Interval: 1.0DEG
 Test System: EVERFINE GO-SPEX500_V1 SYSTEM V2.00.461
 Humidity: 65.0%
 Test Distance: 3.160m [K=1.0000]
 Remarks: LAMP: BXRH-30G10T0-G-83 Ra: 90
 LENS: PM-1084C 50R
 DRIVER: PUP20A-1WMC 600mA

30minutes warm-up

ISOCANDELA DIAGRAM

Test:U:120.22V I:0.1165A P:13.902W PF:0.9913 Freq:59.98Hz Lamp Flux:1342.44x1 lm		
NAME: CTL-M-1.5S-30K-60-SQ-FX	TYPE:	WEIGHT:
SPEC.: 3000K	DIM.:	SERIAL No.: 2507040425
MFR.: MERCURY LIGHTING	SUR.: 0.001521m2	Shielding Angle:



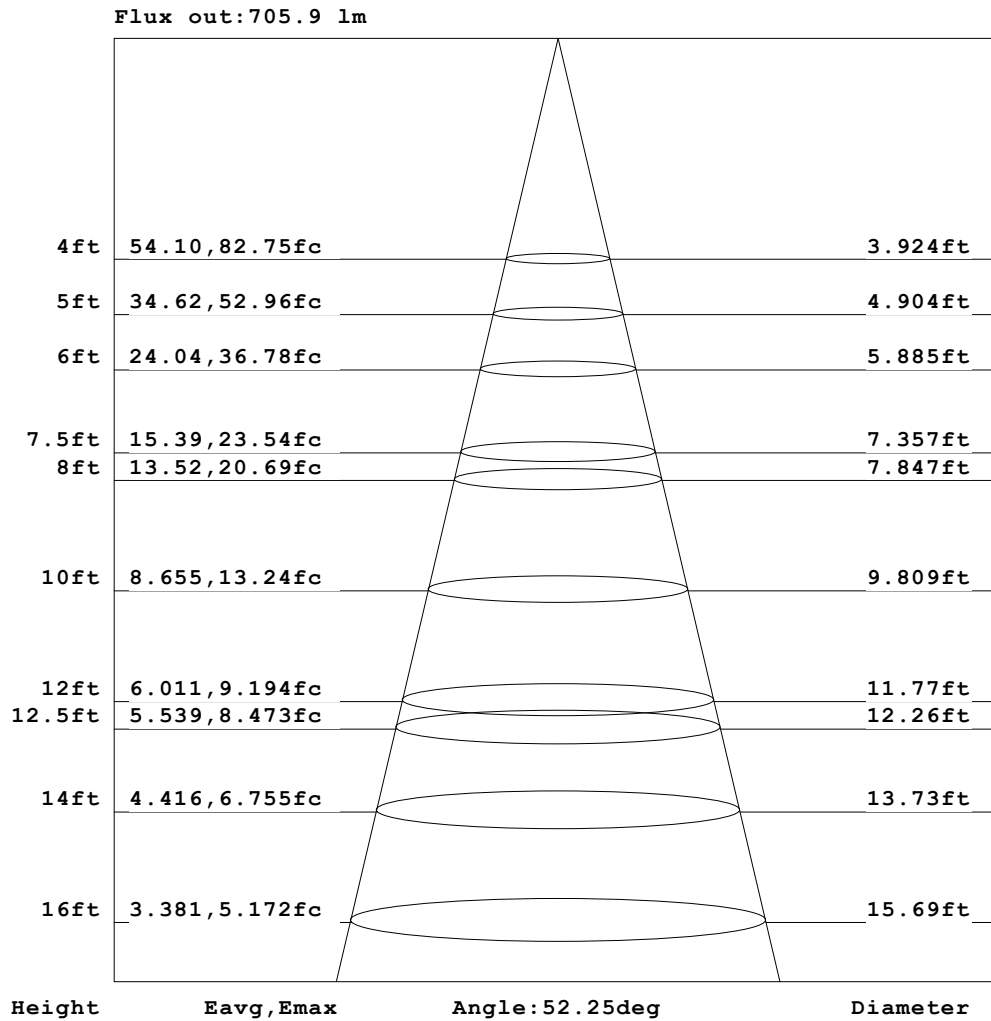
C Range: 0 - 360DEG
 C Interval: FOR A 60° LENS BEAM ANGLE
 Test Speed: HIGH
 Temperature:25.3 °C
 Operators:zoe
 Test Date:2025-7-4

Range: 0 - 180DEG
 Interval: 1.0DEG
 Test System:EVERFINE GO-SPEX500_V1 SYSTEM V2.00.461
 Humidity:65.0%
 Test Distance:3.160m [K=1.0000]
 Remarks: LAMP:BXRH-30G10T0-G-83 Ra:90
 LENS:PM-1084C 50R
 DRIVER:PUP20A-1WMC 600mA

30minutes warm-up

AAI Figure

Test:U:120.22V I:0.1165A P:13.902W PF:0.9913 Freq:59.98Hz Lamp Flux:1342.44x1 lm		
NAME: CTL-M-1.5S-30K-60-SQ-FX	TYPE:	WEIGHT:
SPEC.: 3000K	DIM.:	SERIAL No.: 2507040425
MFR.: MERCURY LIGHTING	SUR.: 0.001521m2	Shielding Angle:



Note: The Curves indicate the illuminated area and the average illumination when the luminaire is at different distance.

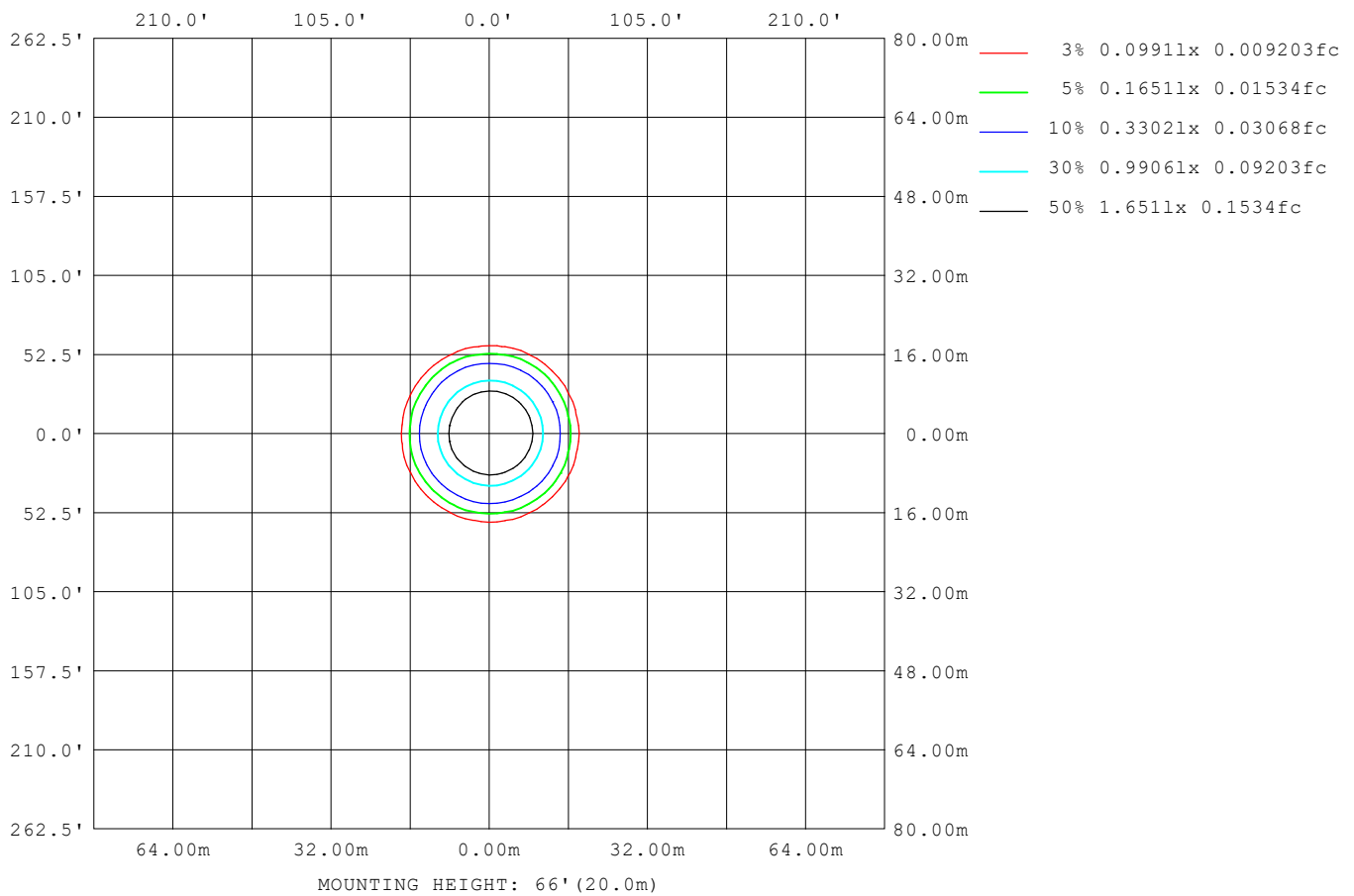
C Range: 0 - 360DEG
 C Interval: FOR A 60° LENS BEAM ANGLE
 Test Speed: HIGH
 Temperature: 25.3 °C
 Operators: zoe
 Test Date: 2025-7-4

Range: 0 - 180DEG
 Interval: 1.0DEG
 Test System: EVERFINE GO-SPEX500_V1 SYSTEM V2.00.461
 Humidity: 65.0%
 Test Distance: 3.160m [K=1.0000]
 Remarks: LAMP: BXRH-30G10T0-G-83 Ra: 90
 LENS: PM-1084C 50R
 DRIVER: PUP20A-1WMC 600mA

30minutes warm-up

ISOLUX DIAGRAM

Test: U:120.22V I:0.1165A P:13.902W PF:0.9913 Freq:59.98Hz Lamp Flux: 1342.44x1 lm		
NAME: CTL-M-1.5S-30K-60-SQ-FX	TYPE:	WEIGHT:
SPEC.: 3000K	DIM.:	SERIAL No.: 2507040425
MFR.: MERCURY LIGHTING	SUR.: 0.001521m2	Shielding Angle:



C Range: 0 - 360DEG
C Interval: FOR A 60° LENS BEAM ANGLE
Test Speed: HIGH
Temperature: 25.3 °C
Operators: zoe
Test Date: 2025-7-4

Range: 0 - 180DEG
Interval: 1.0DEG
Test System: EVERFINE GO-SPEX500_V1 SYSTEM V2.00.461
Humidity: 65.0%
Test Distance: 3.160m [K=1.0000]
Remarks: LAMP: BXRH-30G10T0-G-83 Ra:90
 LENS: PM-1084C 50R
 DRIVER: PUP20A-1WMC 600mA

30minutes warm-up

LED Avg.L Report

Test:U:120.22V I:0.1165A P:13.902W PF:0.9913 Freq:59.98Hz Lamp Flux:1342.44x1 lm		
NAME: CTL-M-1.5S-30K-60-SQ-FX	TYPE:	WEIGHT:
SPEC.: 3000K	DIM.:	SERIAL No.: 2507040425
MFR.: MERCURY LIGHTING	SUR.: 0.001521m2	Shielding Angle:

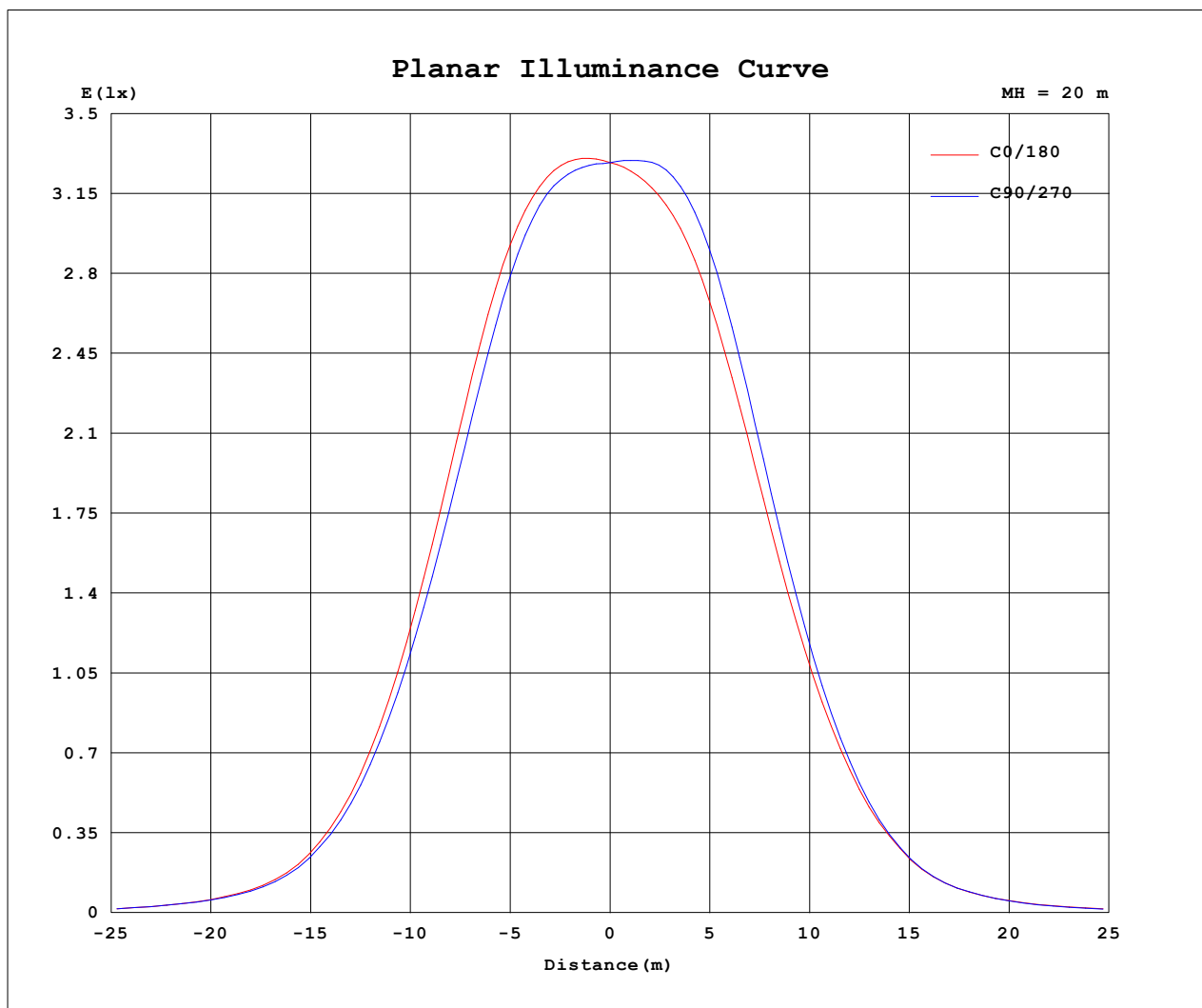
AvgL	cd/m2
L_0~180 (65) av	13158
L_0~180 (75) av	2812
L_0~180 (85) av	1777
L_90~270 (65) av	13128
L_90~270 (75) av	2766
L_90~270 (85) av	1793
L_45 (65) av	14837
L_45 (75) av	5346
L_45 (85) av	1792

Standard: GB/T 29293-2012

C Range: 0 - 360DEG
 C Interval: FOR A 60° LENS BEAM ANGLE
 Test Speed: HIGH
 Temperature: 25.3 °C
 Operators: zoe
 Test Date: 2025-7-4

Range: 0 - 180DEG
 Interval: 1.0DEG
 Test System: EVERFINE GO-SPEX500_V1 SYSTEM V2.00.461
 Humidity: 65.0%
 Test Distance: 3.160m [K=1.0000]
 Remarks: LAMP: BXRH-30G10T0-G-83 Ra: 90
 LENS: PM-1084C 50R
 DRIVER: PUP20A-1WMC 600mA
 30minutes warm-up

Planar Illuminance Curve



C Range: 0 - 360DEG
C Interval: FOR A 60° LENS BEAM ANGLE
Test Speed: HIGH
Temperature: 25.3 °C
Operators: zoe
Test Date: 2025-7-4

Range: 0 - 180DEG
Interval: 1.0DEG
Test System: EVERFINE GO-SPEX500_V1 SYSTEM V2.00.461
Humidity: 65.0%
Test Distance: 3.160m [K=1.0000]
Remarks: LAMP: BXRH-30G10T0-G-83 Ra: 90
LENS: PM-1084C 50R
DRIVER: PUP20A-1WMC 600mA

30minutes warm-up

LUMINOUS DISTRIBUTION INTENSITY DATA

Test:U:120.22V I:0.1165A P:13.902W PF:0.9913 Freq:59.98Hz Lamp Flux:1342.44x1 lm		
NAME: CTL-M-1.5S-30K-60-SQ-FX	TYPE:	WEIGHT:
SPEC.: 3000K	DIM.:	SERIAL No.: 2507040425
MFR.: MERCURY LIGHTING	SUR.: 0.001521m2	Shielding Angle:

Table--1

UNIT: cd

C (DEG) (DEG)	0	30	60	90	120	150	180	210	240	270	300	330						
0	1314	1314	1314	1314	1314	1314	1314	1314	1314	1314	1314	1314						
5	1335	1329	1324	1316	1307	1299	1296	1305	1319	1332	1338	1339						
10	1332	1324	1313	1297	1278	1262	1255	1271	1305	1332	1348	1342						
15	1259	1241	1223	1193	1168	1152	1143	1154	1208	1244	1272	1271						
20	1068	1044	1012	983	955	948	941	944	1002	1031	1065	1075						
25	788	770	739	719	692	692	686	686	729	748	775	787						
30	502	495	471	460	442	445	442	441	466	471	492	497						
35	271	272	256	250	239	247	245	240	252	250	263	266						
40	130	133	126	122	117	119	117	115	118	117	126	127						
45	66.2	67.3	65.4	64.4	61.3	61.1	60.6	58.7	59.1	59.4	62.4	63.9						
50	34.5	38.7	38.0	34.9	36.6	36.0	32.3	34.3	33.6	30.6	35.6	36.2						
55	17.3	22.8	21.2	17.3	22.1	21.2	16.8	20.7	19.3	15.7	21.3	20.4						
60	11.5	13.6	13.1	11.9	13.7	13.1	11.3	12.9	12.1	10.7	12.8	12.8						
65	8.62	9.83	9.62	8.89	9.85	9.48	8.29	9.18	8.82	7.99	9.23	9.31						
70	5.08	6.02	6.12	5.27	5.97	5.73	4.73	5.38	5.41	4.64	5.57	5.81						
75	1.21	2.32	2.13	1.10	2.05	1.78	1.01	1.82	1.73	1.08	2.08	2.04						
80	0.60	0.62	0.59	0.56	0.57	0.57	0.54	0.56	0.59	0.58	0.62	0.61						
85	0.26	0.26	0.24	0.23	0.23	0.23	0.21	0.22	0.23	0.24	0.25	0.25						
90	0.00	0.00	0.00	0.00	0.00	0.00	0.00	0.00	0.00	0.00	0.00	0.00						
95	0.00	0.00	0.00	0.00	0.00	0.00	0.00	0.00	0.00	0.00	0.00	0.00						
100	0.00	0.00	0.00	0.00	0.00	0.00	0.00	0.00	0.00	0.00	0.00	0.00						
105	0.00	0.00	0.00	0.00	0.00	0.00	0.00	0.00	0.00	0.00	0.00	0.00						
110	0.00	0.00	0.00	0.00	0.00	0.00	0.00	0.00	0.00	0.00	0.00	0.00						
115	0.00	0.00	0.00	0.00	0.00	0.00	0.00	0.00	0.00	0.00	0.00	0.00						
120	0.00	0.00	0.00	0.00	0.00	0.00	0.00	0.00	0.00	0.00	0.00	0.00						
125	0.00	0.00	0.00	0.00	0.00	0.00	0.00	0.00	0.00	0.00	0.00	0.00						
130	0.00	0.00	0.00	0.00	0.00	0.00	0.00	0.00	0.00	0.00	0.00	0.00						
135	0.00	0.00	0.00	0.00	0.00	0.00	0.00	0.00	0.00	0.00	0.00	0.00						
140	0.00	0.00	0.00	0.00	0.00	0.00	0.00	0.00	0.00	0.00	0.00	0.00						
145	0.00	0.00	0.00	0.00	0.00	0.00	0.00	0.00	0.00	0.00	0.00	0.00						
150	0.00	0.00	0.00	0.00	0.00	0.00	0.00	0.00	0.00	0.00	0.00	0.00						
155	0.00	0.00	0.00	0.00	0.00	0.00	0.00	0.00	0.00	0.00	0.00	0.00						
160	0.00	0.00	0.00	0.00	0.00	0.00	0.00	0.00	0.00	0.00	0.00	0.00						
165	0.00	0.00	0.00	0.00	0.00	0.00	0.00	0.00	0.00	0.00	0.00	0.00						
170	0.00	0.00	0.00	0.00	0.00	0.00	0.00	0.00	0.00	0.00	0.00	0.00						
175	0.00	0.00	0.00	0.00	0.00	0.00	0.00	0.00	0.00	0.00	0.00	0.00						
180	0.00	0.00	0.00	0.00	0.00	0.00	0.00	0.00	0.00	0.00	0.00	0.00						

C Range: 0 - 360DEG

C Interval: FOR A 60° LENS BEAM ANGLE

Test Speed: HIGH

Temperature:25.3℃

Operators:zoe

Test Date:2025-7-4

Range: 0 - 180DEG

Interval: 1.0DEG

Test System:EVERFINE GO-SPEX500_V1 SYSTEM V2.00.461

Humidity:65.0%

Test Distance:3.160m [K=1.0000]

Remarks: LAMP:BXRH-30G10T0-G-83 Ra:90

LENS:PM-1084C 50R

DRIVER:PUP20A-1WMC 600mA

30minutes warm-up