


Photometric report for Flanged and Flangeless Trim



Light Output Ratio:	77.9%	
Luminaire Power:	13.86 W	
SHR Nominal:	0.00	Calculated using the TM5
SHR Maximum:	0.30	fine grid method.

C Range: 0 - 360DEG
C Interval: FOR A 24° LENS BEAM ANGLE
Test Speed: HIGH
Temperature: 25.3 °C
Operators: zoe
Test Date: 2025-7-4

γ Range: 0 - 180DEG
γ Interval: 1.0DEG
Test System: EVERFINE GO-SPEX500_V1 SYSTEM V2.00.461
Humidity: 65.0%
Test Distance: 3.160m [K=1.0000]
Remarks: LAMP: BXRH-30G10T0-G-83 Ra: 90
LENS: PM-1084A 24R
DRIVER: PUP20A-1WMC 600mA
30minutes warm-up

LUMINOUS INTENSITY DISTRIBUTION DIAGRAM

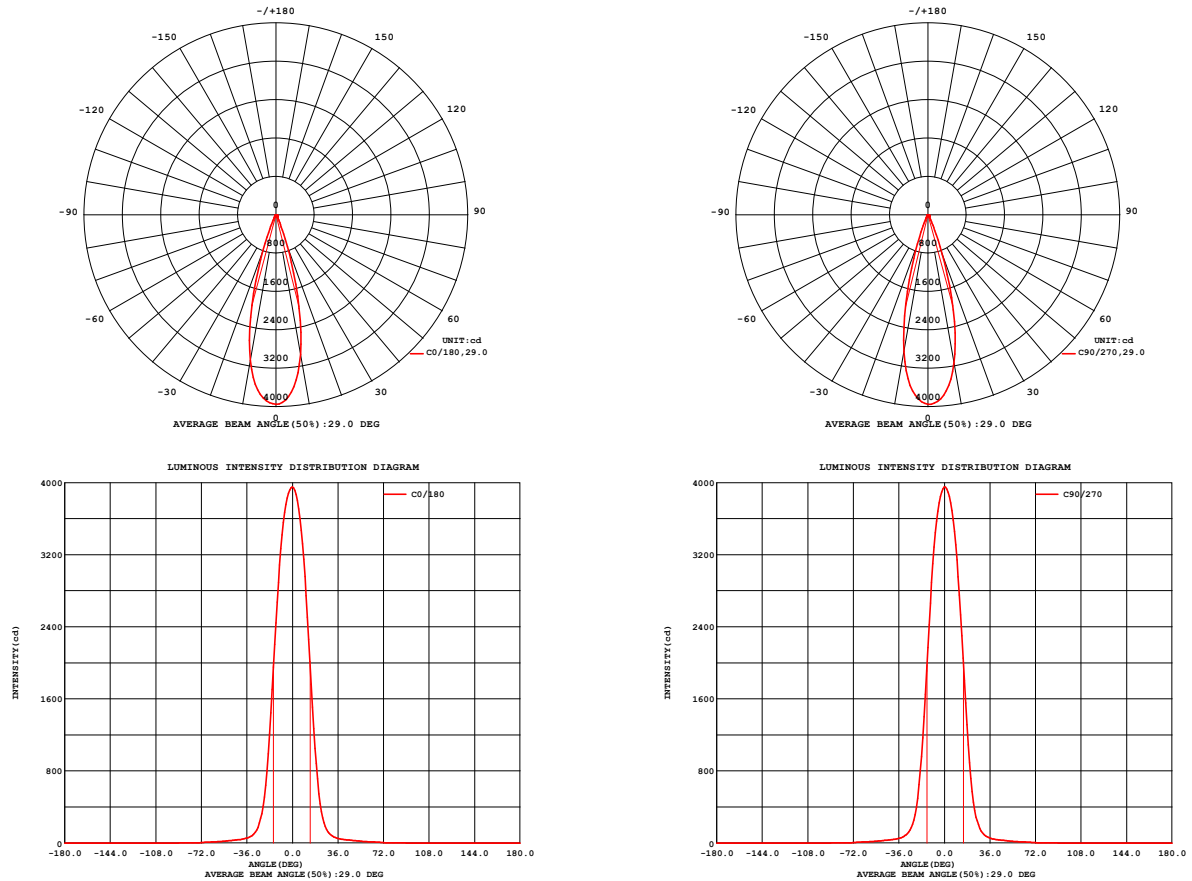


Fig. C0/C180

Fig. C90/C270

C Range: 0 - 360DEG
C Interval: FOR A 24° LENS BEAM ANGLE
Test Speed: HIGH
Temperature: 25.3 °C
Operators: zoe
Test Date: 2025-7-4

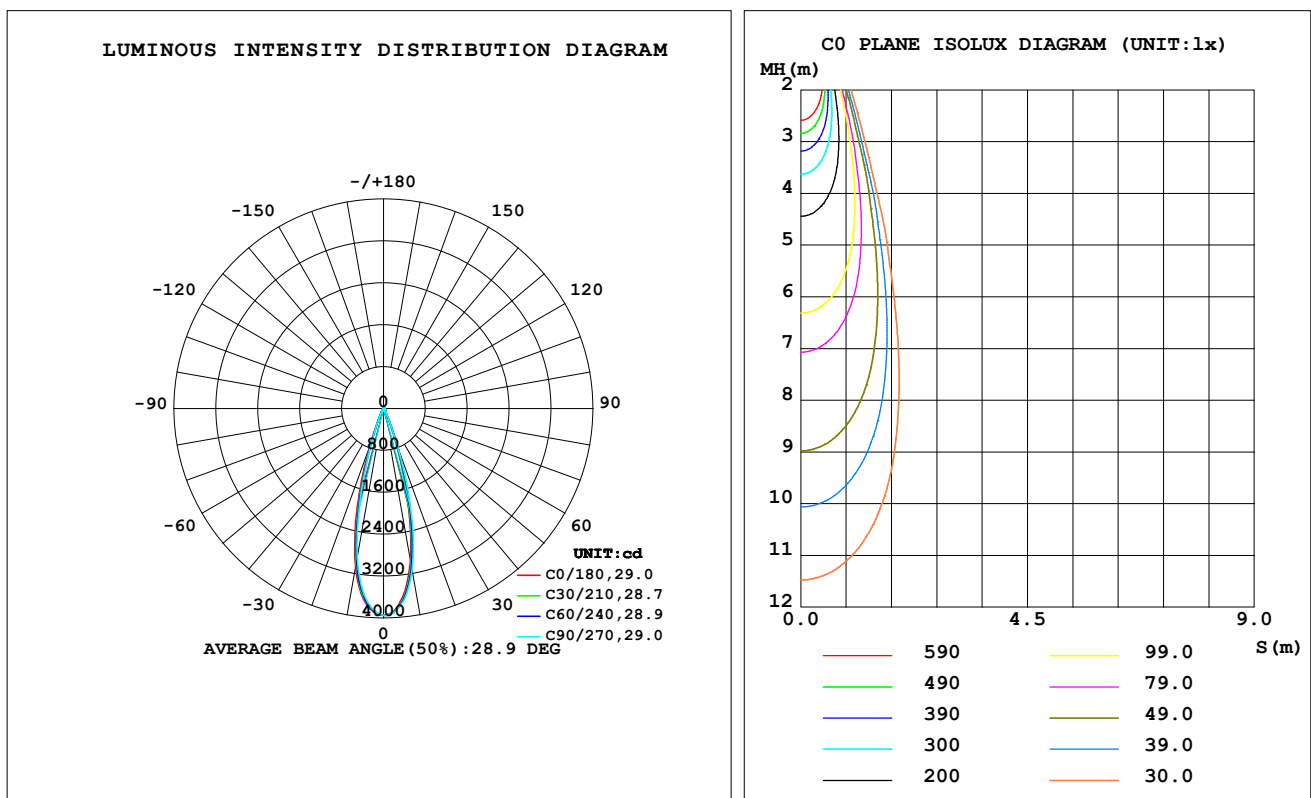
γ Range: 0 - 180DEG
γ Interval: 1.0DEG
Test System: EVERFINE GO-SPEX500_V1 SYSTEM V2.00.461
Humidity: 65.0%
Test Distance: 3.160m [K=1.0000]
Remarks: LAMP: BXRH-30G10T0-G-83 Ra: 90
LENS: PM-1084A 24R
DRIVER: PUP20A-1WMC 600mA

30minutes warm-up

LUMINAIRE PHOTOMETRIC TEST REPORT

Test:U:120.07V I:0.1163A P:13.855W PF:0.9905 Freq:59.98Hz Lamp Flux:1342.44x1 lm		
NAME: CTL-M-1.5S-30K-24-SQ-FX	TYPE:	WEIGHT:
SPEC.: 3000K	DIM.:	SERIAL No.: 2507040424
MFR.: MERCURY LIGHTING	SUR.: 0.001521m2	Shielding Angle:

DATA OF LAMP		PHOTOMETRIC DATA				Eff: 75.52 lm/W
MODEL	Brideglux	I _{max} (cd)	3950	S/MH (C0/180)	0.47	
NOMINAL POWER (W)	13	LOR (%)	77.9	S/MH (C90/270)	0.44	
RATED VOLTAGE (V)	120	TOTAL FLUX (lm)	1046.4	η UP, DN (C0-180)	0.0, 40.4	
NOMINAL FLUX (lm)	1342.44	CIE CLASS	DIRECT	η UP, DN (C180-360)	0.0, 37.5	
LAMPS INSIDE	1	η up (%)	0.0	CIBSE SHR NOM	0.00	
TEST VOLTAGE (V)	120	η down (%)	77.9	CIBSE SHR MAX	0.30	



C Range: 0 - 360DEG
 C Interval: FOR A 24° LENS BEAM ANGLE
 Test Speed: HIGH
 Temperature: 25.3 °C
 Operators: zoe
 Test Date: 2025-7-4

γ Range: 0 - 180DEG
 γ Interval: 1.0DEG
 Test System: EVERFINE GO-SPEX500_V1 SYSTEM V2.00.461
 Humidity: 65.0%
 Test Distance: 3.160m [K=1.0000]
 Remarks: LAMP: BXRH-30G10T0-G-83 Ra: 90
 LENS: PM-1084A 24R
 DRIVER: PUP20A-1WMC 600mA

30minutes warm-up

ZONAL FLUX DIAGRAM
ZONAL FLUX DIAGRAM:

γ	C0	C45	C90	C135	C180	C225	C270	C315	γ	Φ zone	Φ total	%lum,lamp
10	2958	3058	3141	3121	3086	2985	2891	2900	0- 10	333.7	333.7	31.9,24.9
20	713.9	784.9	889.5	833.2	799.8	681.3	648.8	630.9	10- 20	486.8	820.5	78.4,61.1
30	94.37	106.1	114.6	112.2	103.6	93.77	91.75	92.69	20- 30	131.2	951.6	90.9,70.9
40	39.99	41.12	39.72	41.94	40.73	40.41	39.37	40.48	30- 40	38.45	990.1	94.6,73.8
50	25.74	25.07	24.39	25.03	25.37	25.06	24.76	25.74	40- 50	24.54	1015	97,75.6
60	13.88	14.98	13.15	14.80	13.69	15.27	14.17	15.61	50- 60	17.45	1032	98.6,76.9
70	6.513	7.273	6.157	7.159	6.338	7.294	6.551	7.528	60- 70	11.00	1043	99.7,77.7
80	0.6957	0.7588	0.7388	0.7401	0.6684	0.6515	0.6223	0.6635	70- 80	2.942	1046	100,77.9
90	0	0	0	0	0	0	0	0	80- 90	0.3337	1046	100,77.9
100	0	0	0	0	0	0	0	0	90-100	0	1046	100,77.9
110	0	0	0	0	0	0	0	0	100-110	0	1046	100,77.9
120	0	0	0	0	0	0	0	0	110-120	0	1046	100,77.9
130	0	0	0	0	0	0	0	0	120-130	0	1046	100,77.9
140	0	0	0	0	0	0	0	0	130-140	0	1046	100,77.9
150	0	0	0	0	0	0	0	0	140-150	0	1046	100,77.9
160	0	0	0	0	0	0	0	0	150-160	0	1046	100,77.9
170	0	0	0	0	0	0	0	0	160-170	0	1046	100,77.9
180	0	0	0	0	0	0	0	0	170-180	0	1046	100,77.9
DEG	LUMINOUS INTENSITY:cd									UNIT:lm		

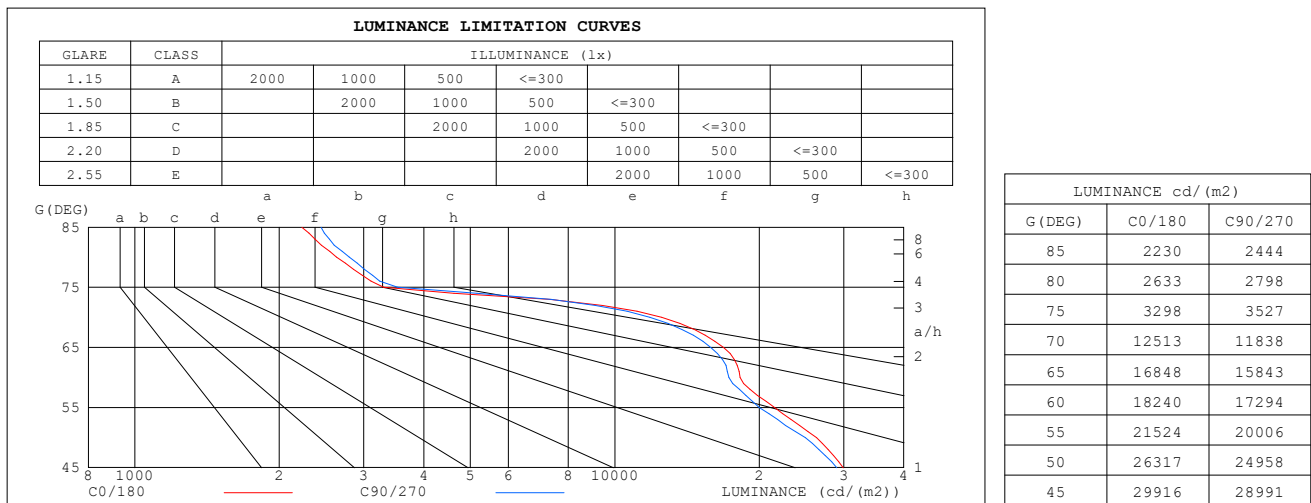
C Range: 0 - 360DEG
 C Interval: FOR A 24° LENS BEAM ANGLE
 Test Speed: HIGH
 Temperature:25.3℃
 Operators:zoe
 Test Date:2025-7-4

γ Range: 0 - 180DEG
 γ Interval: 1.0DEG
 Test System:EVERFINE GO-SPEX500_V1 SYSTEM V2.00.461
 Humidity:65.0%
 Test Distance:3.160m [K=1.0000]
 Remarks: LAMP:BXRH-30G10T0-G-83 Ra:90
 LENS:PM-1084A 24R
 DRIVER:PUP20A-1WMC 600mA

30minutes warm-up

LUMINANCE LIMITATION CURVES

Test: U:120.07V I:0.1163A P:13.855W PF:0.9905 Freq:59.98Hz Lamp Flux: 1342.44x1 lm		
NAME: CTL-M-1.5S-30K-24-SQ-FX	TYPE:	WEIGHT:
SPEC.: 3000K	DIM.:	SERIAL No.: 2507040424
MFR.: MERCURY LIGHTING	SUR.: 0.001521m2	Shielding Angle:



C Range: 0 - 360DEG
C Interval: FOR A 24° LENS BEAM ANGLE
Test Speed: HIGH
Temperature: 25.3 °C
Operators: zoe
Test Date: 2025-7-4

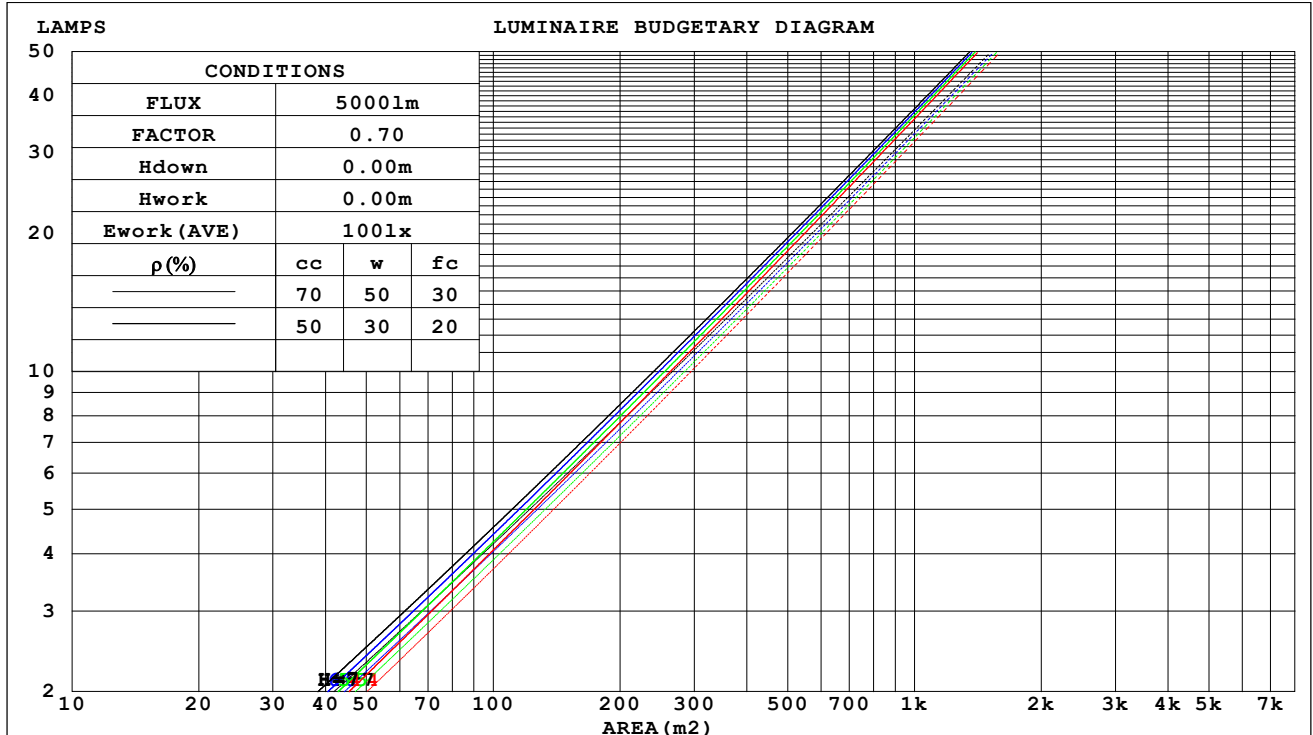
γ Range: 0 - 180DEG
γ Interval: 1.0DEG
Test System: EVERFINE GO-SPEX500_V1 SYSTEM V2.00.461
Humidity: 65.0%
Test Distance: 3.160m [K=1.0000]
Remarks: LAMP: BXRH-30G10T0-G-83 Ra:90
 LENS: PM-1084A 24R
 DRIVER: PUP20A-1WMC 600mA

30minutes warm-up

CU AND LUMINAIRE BUDGETARY ESTIMATE DIAGRAM

Test:U:120.07V I:0.1163A P:13.855W PF:0.9905 Freq:59.98Hz Lamp Flux:1342.44x1 lm		
NAME: CTL-M-1.5S-30K-24-SQ-FX	TYPE:	WEIGHT:
SPEC.: 3000K	DIM.:	SERIAL No.: 2507040424
MFR.: MERCURY LIGHTING	SUR.: 0.001521m2	Shielding Angle:

pcc	80%			70%			50%			30%			10%			0
pw	50%	30%	10%	50%	30%	10%	50%	30%	10%	50%	30%	10%	50%	30%	10%	0
pfc	20%			20%			20%			20%			20%			0
RCR	RCR:Room Cavity Ratio															



C Range: 0 - 360DEG
 C Interval: FOR A 24° LENS BEAM ANGLE
 Test Speed: HIGH
 Temperature: 25.3 °C
 Operators: zoe
 Test Date: 2025-7-4

γ Range: 0 - 180DEG
 γ Interval: 1.0DEG
 Test System: EVERFINE GO-SPEX500_V1 SYSTEM V2.00.461
 Humidity: 65.0%
 Test Distance: 3.160m [K=1.0000]
 Remarks: LAMP: BXRH-30G10T0-G-83 Ra: 90
 LENS: PM-1084A 24R
 DRIVER: PUP20A-1WMC 600mA

30minutes warm-up

WEC AND CCEC

Test:U:120.07V I:0.1163A P:13.855W PF:0.9905 Freq:59.98Hz Lamp Flux:1342.44x1 lm		
NAME: CTL-M-1.5S-30K-24-SQ-FX	TYPE:	WEIGHT:
SPEC.: 3000K	DIM.:	SERIAL No.: 2507040424
MFR.: MERCURY LIGHTING	SUR.: 0.001521m2	Shielding Angle:

pcc	80%			70%			50%			30%			10%			0
pw	50%	30%	10%	50%	30%	10%	50%	30%	10%	50%	30%	10%	50%	30%	10%	0
pfc	20%			20%			20%			20%			20%			0
RCR	RCR:Room Cavity Ratio						Wall Exitance Coefficients(WEC)									
0.0																
1.0	.114	.065	.021	.109	.062	.020	.099	.057	.018	.090	.052	.017	.082	.048	.015	
2.0	.106	.058	.018	.102	.056	.017	.094	.052	.016	.087	.049	.015	.080	.045	.014	
3.0	.099	.053	.016	.096	.051	.015	.089	.048	.015	.083	.045	.014	.077	.043	.013	
4.0	.093	.048	.014	.090	.047	.014	.084	.045	.013	.079	.042	.013	.074	.040	.012	
5.0	.087	.045	.013	.085	.044	.013	.080	.042	.012	.075	.040	.012	.071	.038	.011	
6.0	.082	.041	.012	.080	.041	.012	.076	.039	.011	.072	.037	.011	.068	.036	.011	
7.0	.078	.039	.011	.076	.038	.011	.073	.037	.011	.069	.035	.010	.066	.034	.010	
8.0	.074	.036	.010	.073	.036	.010	.069	.035	.010	.066	.034	.010	.064	.033	.010	
9.0	.071	.034	.010	.069	.034	.009	.067	.033	.009	.064	.032	.009	.061	.031	.009	
10.0	.068	.032	.009	.066	.032	.009	.064	.031	.009	.062	.031	.009	.059	.030	.009	

pcc	80%			70%			50%			30%			10%			0
pw	50%	30%	10%	50%	30%	10%	50%	30%	10%	50%	30%	10%	50%	30%	10%	0
pfc	20%			20%			20%			20%			20%			0
RCR	RCR:Room Cavity Ratio						Ceiling Cavity Exitance Coefficients(CCEC)									
0.0	.148	.148	.148	.127	.127	.127	.087	.087	.087	.050	.050	.050	.016	.016	.016	
1.0	.132	.123	.115	.113	.105	.099	.077	.073	.068	.044	.042	.040	.014	.014	.013	
2.0	.118	.103	.091	.101	.089	.079	.069	.062	.055	.040	.036	.032	.013	.012	.010	
3.0	.107	.088	.074	.092	.076	.064	.063	.053	.045	.036	.031	.026	.012	.010	.009	
4.0	.097	.076	.061	.083	.066	.053	.057	.046	.037	.033	.027	.022	.011	.009	.007	
5.0	.089	.067	.050	.077	.058	.044	.053	.040	.031	.031	.024	.018	.010	.008	.006	
6.0	.082	.059	.043	.071	.051	.037	.049	.036	.026	.028	.021	.016	.009	.007	.005	
7.0	.077	.053	.036	.066	.046	.032	.045	.032	.022	.026	.019	.013	.009	.006	.004	
8.0	.071	.048	.031	.062	.041	.027	.043	.029	.019	.025	.017	.012	.008	.006	.004	
9.0	.067	.043	.027	.058	.038	.024	.040	.026	.017	.023	.016	.010	.008	.005	.003	
10.0	.063	.040	.024	.054	.034	.021	.038	.024	.015	.022	.014	.009	.007	.005	.003	

C Range: 0 - 360DEG
 C Interval: FOR A 24° LENS BEAM ANGLE
 Test Speed: HIGH
 Temperature:25.3℃
 Operators:zoe
 Test Date:2025-7-4

γ Range: 0 - 180DEG
 γ Interval: 1.0DEG
 Test System:EVERFINE GO-SPEX500_V1 SYSTEM V2.00.461
 Humidity:65.0%
 Test Distance:3.160m [K=1.0000]
 Remarks: LAMP:BXRH-30G10T0-G-83 Ra:90
 LENS:PM-1084A 24R
 DRIVER:PUP20A-1WMC 600mA

30minutes warm-up

UGR(Unified Glare Rating) Table

Test:U:120.07V I:0.1163A P:13.855W PF:0.9905 Freq:59.98Hz Lamp Flux:1342.44x1 lm											
NAME: CTL-M-1.5S-30K-24-SQ-FX						TYPE:		WEIGHT:			
SPEC.: 3000K						DIM.:		SERIAL No.: 2507040424			
MFR.: MERCURY LIGHTING						SUR.: 0.001521m2		Shielding Angle:			
ceiling/cavity	0.7	0.7	0.5	0.5	0.3	0.7	0.7	0.5	0.5	0.3	
walls	0.5	0.3	0.5	0.3	0.3	0.5	0.3	0.5	0.3	0.3	
working plane	0.2	0.2	0.2	0.2	0.2	0.2	0.2	0.2	0.2	0.2	
Room dimensions		Viewed crosswise					Viewed endwise				
x = 2H y = 2H	15.4	16.1	15.6	16.3	16.4	15.2	15.9	15.5	16.1	16.3	
	3H	16.2	16.8	16.4	17.0	17.2	16.0	16.6	16.2	16.8	17.0
	4H	16.2	16.8	16.5	17.1	17.3	16.0	16.6	16.2	16.8	17.0
	6H	16.2	16.7	16.4	17.0	17.2	15.9	16.5	16.2	16.7	17.0
	8H	16.1	16.7	16.4	16.9	17.2	15.9	16.5	16.2	16.7	17.0
	12H	16.1	16.6	16.4	16.9	17.2	15.9	16.4	16.2	16.7	16.9
4H	2H	15.8	16.5	16.1	16.7	16.9	15.7	16.3	16.0	16.5	16.7
	3H	16.7	17.3	17.0	17.5	17.8	16.5	17.1	16.8	17.3	17.6
	4H	16.8	17.3	17.1	17.5	17.8	16.5	17.0	16.9	17.3	17.6
	6H	16.7	17.1	17.0	17.5	17.8	16.5	16.9	16.8	17.2	17.6
	8H	16.6	17.1	17.0	17.4	17.8	16.4	16.8	16.8	17.2	17.6
	12H	16.6	17.0	17.0	17.3	17.7	16.4	16.8	16.8	17.1	17.5
8H	4H	16.7	17.1	17.1	17.5	17.8	16.5	16.9	16.9	17.3	17.6
	6H	16.6	17.0	17.1	17.4	17.8	16.4	16.8	16.9	17.2	17.6
	8H	16.6	16.9	17.0	17.3	17.7	16.4	16.7	16.8	17.1	17.5
	12H	16.5	16.8	17.0	17.2	17.7	16.3	16.6	16.8	17.0	17.5
12H	4H	16.6	17.0	17.1	17.4	17.8	16.4	16.8	16.8	17.2	17.6
	6H	16.6	16.9	17.0	17.3	17.7	16.4	16.7	16.8	17.1	17.5
	8H	16.5	16.8	17.0	17.2	17.7	16.3	16.6	16.8	17.0	17.5
Variations with the observer position at spacings(CIE Pub.117) :											
S = 1.0H	+ 0.6 / - 0.8					+ 0.7 / - 0.9					
1.5H	+ 0.4 / - 0.4					+ 0.5 / - 0.6					
2.0H	+ 0.9 / - 1.1					+ 1.1 / - 1.1					

CIE Pub.117, 1342 lm Total Lamp Luminous Flux Correct (8log(F/F0) = 1.0)
 Area: 0.001521 m2

C Range: 0 - 360DEG	γ Range: 0 - 180DEG
C Interval: FOR A 24° LENS BEAM ANGLE	γ Interval: 1.0DEG
Test Speed: HIGH	Test System:EVERFINE GO-SPEX500_V1 SYSTEM V2.00.461
Temperature:25.3℃	Humidity:65.0%
Operators:zoe	Test Distance:3.160m [K=1.0000]
Test Date:2025-7-4	Remarks: LAMP:BXRH-30G10T0-G-83 Ra:90
	LENS:PM-1084A 24R
	DRIVER:PUP20A-1WMC 600mA
	30minutes warm-up

UTILIZATION FACTORS TABLE

Test:U:120.07V I:0.1163A P:13.855W PF:0.9905 Freq:59.98Hz Lamp Flux:1342.44x1 lm		
NAME: CTL-M-1.5S-30K-24-SQ-FX	TYPE:	WEIGHT:
SPEC.: 3000K	DIM.:	SERIAL No.: 2507040424
MFR.: MERCURY LIGHTING	SUR.: 0.001521m2	Shielding Angle:

REFLECTANCE										
Ceiling	0.8	0.8	0.8	0.7	0.7	0.7	0.5	0.5	0.5	0
Walls	0.7	0.5	0.3	0.7	0.5	0.3	0.7	0.5	0.3	0
Working plane	0.2	0.2	0.2	0.2	0.2	0.2	0.2	0.2	0.2	0
ROOM INDEX	UTILIZATION FACTORS (PERCENT) $k(RI) \times RCR = 5$									
$k = 0.60$	69	64	61	68	64	61	68	64	61	58
0.80	74	70	67	74	70	67	73	69	67	64
1.00	78	73	71	77	73	70	76	73	70	67
1.25	81	77	74	80	76	74	78	75	73	70
1.50	83	79	77	82	79	76	80	77	75	72
2.00	85	82	79	84	81	79	82	79	77	73
2.50	86	83	81	85	82	80	82	80	79	74
3.00	87	85	83	86	84	82	83	81	80	75
4.00	89	87	85	87	85	84	84	83	82	76
5.00	90	88	87	88	87	85	85	84	83	77
ROOM INDEX	UF(total)									Direct
According to DIN EN 13032-2 2004			Suspended					SHRNOM = 1.25		

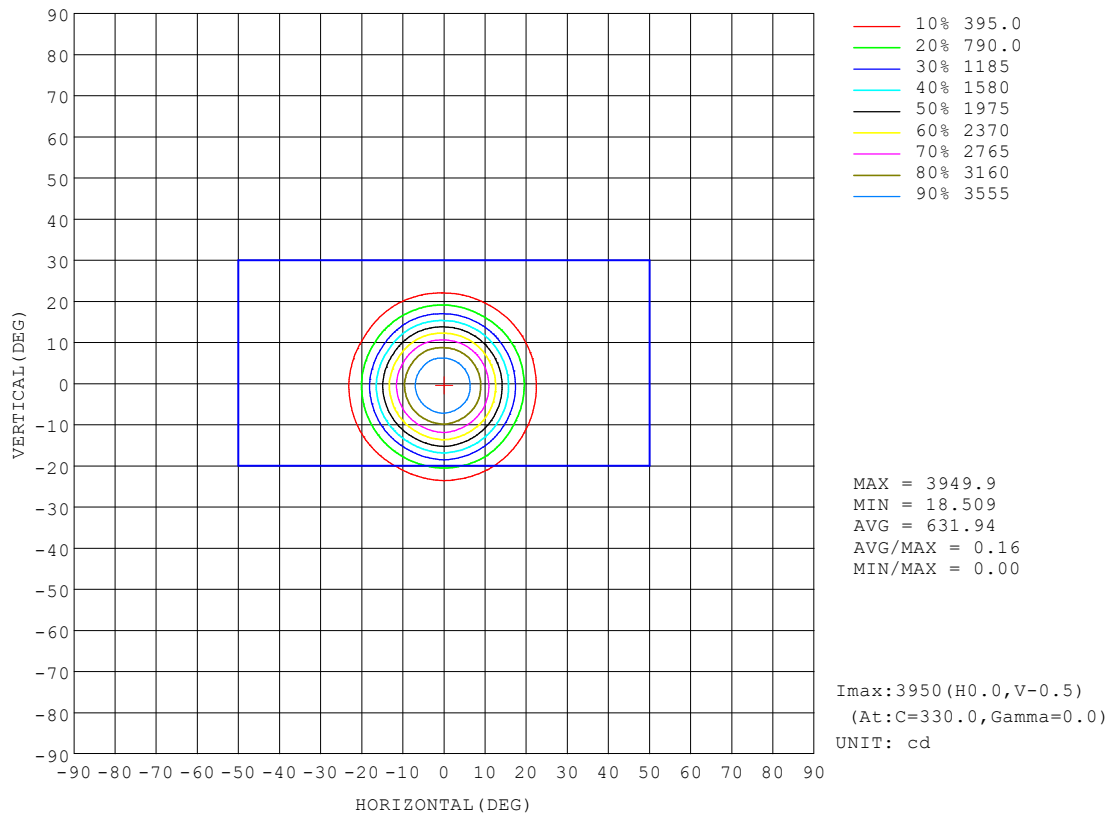
C Range: 0 - 360DEG
 C Interval: FOR A 24° LENS BEAM ANGLE
 Test Speed: HIGH
 Temperature: 25.3 °C
 Operators: zoe
 Test Date: 2025-7-4

γ Range: 0 - 180DEG
 γ Interval: 1.0DEG
 Test System: EVERFINE GO-SPEX500_V1 SYSTEM V2.00.461
 Humidity: 65.0%
 Test Distance: 3.160m [K=1.0000]
 Remarks: LAMP: BXRH-30G10T0-G-83 Ra: 90
 LENS: PM-1084A 24R
 DRIVER: PUP20A-1WMC 600mA

30minutes warm-up

ISOCANDELA DIAGRAM

Test:U:120.07V I:0.1163A P:13.855W PF:0.9905 Freq:59.98Hz Lamp Flux:1342.44x1 lm		
NAME: CTL-M-1.5S-30K-24-SQ-FX	TYPE:	WEIGHT:
SPEC.: 3000K	DIM.:	SERIAL No.: 2507040424
MFR.: MERCURY LIGHTING	SUR.: 0.001521m2	Shielding Angle:



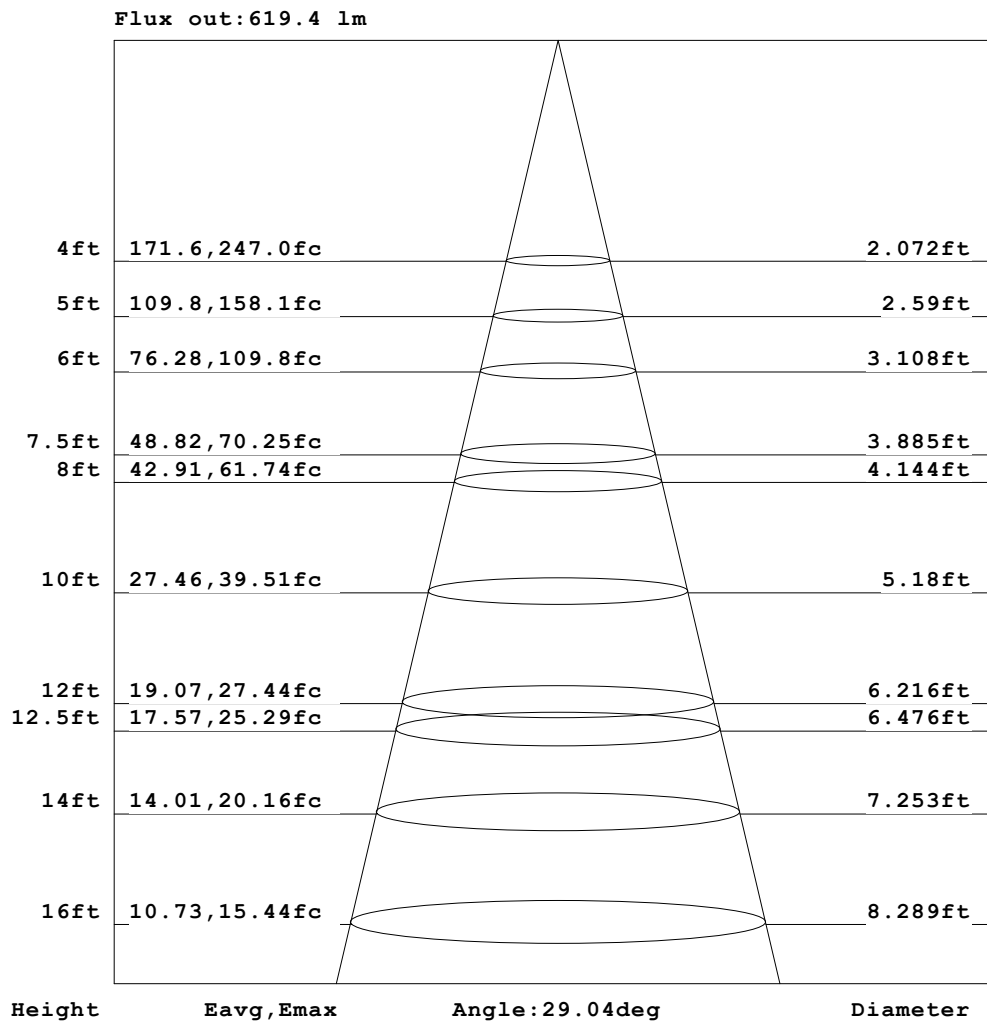
C Range: 0 - 360DEG
C Interval: FOR A 24° LENS BEAM ANGLE
Test Speed: HIGH
Temperature:25.3 °C
Operators:zoe
Test Date:2025-7-4

γ Range: 0 - 180DEG
γ Interval: 1.0DEG
Test System:EVERFINE GO-SPEX500_V1 SYSTEM V2.00.461
Humidity:65.0%
Test Distance:3.160m [K=1.0000]
Remarks: LAMP:BXRH-30G10T0-G-83 Ra:90
LENS:PM-1084A 24R
DRIVER:PUP20A-1WMC 600mA

30minutes warm-up

AAI Figure

Test:U:120.07V I:0.1163A P:13.855W PF:0.9905 Freq:59.98Hz Lamp Flux:1342.44x1 lm		
NAME: CTL-M-1.5S-30K-24-SQ-FX	TYPE:	WEIGHT:
SPEC.: 3000K	DIM.:	SERIAL No.: 2507040424
MFR.: MERCURY LIGHTING	SUR.: 0.001521m2	Shielding Angle:



Note: The Curves indicate the illuminated area and the average illumination when the luminaire is at different distance.

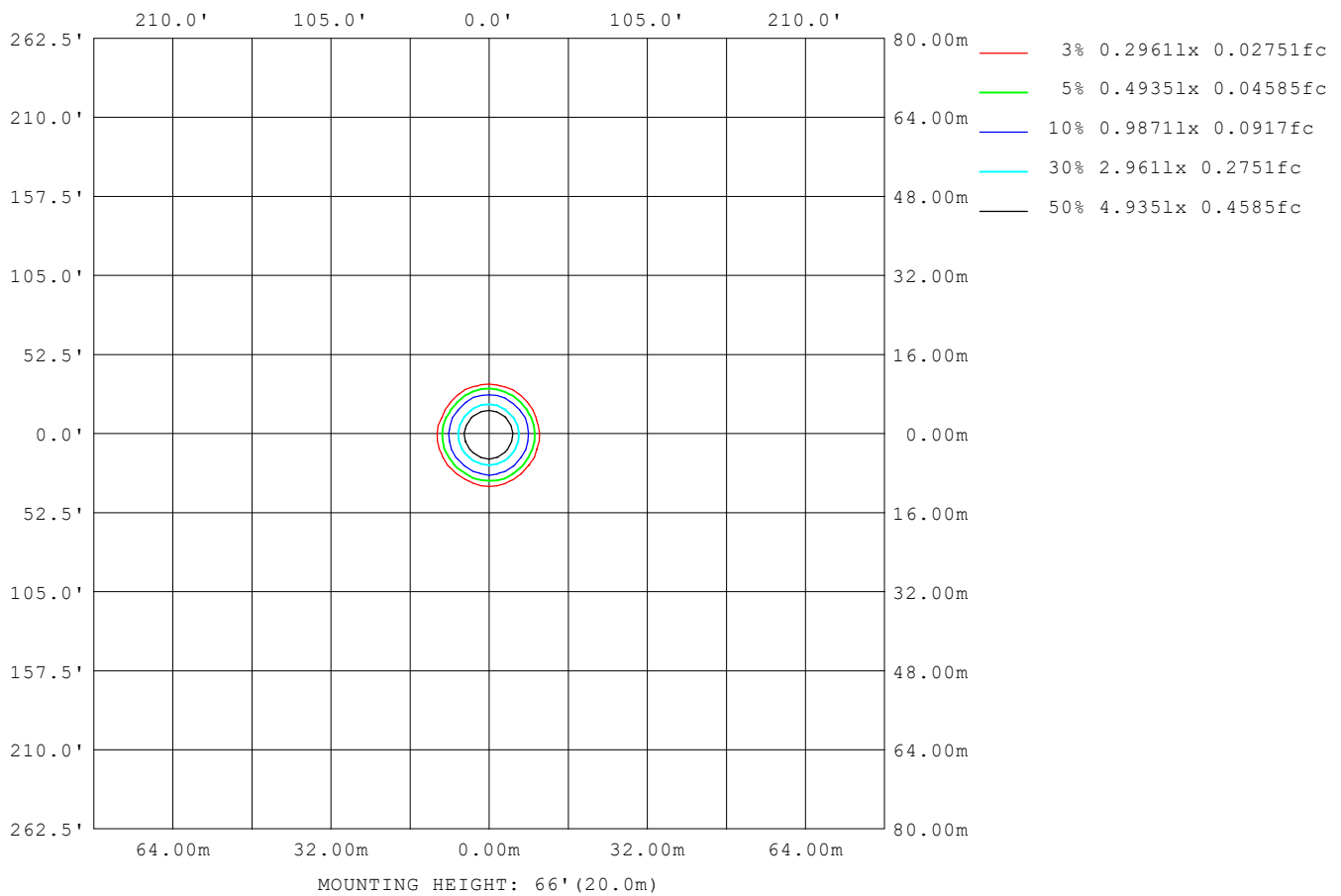
C Range: 0 - 360DEG
 C Interval: FOR A 24° LENS BEAM ANGLE
 Test Speed: HIGH
 Temperature: 25.3 °C
 Operators: zoe
 Test Date: 2025-7-4

γ Range: 0 - 180DEG
 γ Interval: 1.0DEG
 Test System: EVERFINE GO-SPEX500_V1 SYSTEM V2.00.461
 Humidity: 65.0%
 Test Distance: 3.160m [K=1.0000]
 Remarks: LAMP: BXRH-30G10T0-G-83 Ra: 90
 LENS: PM-1084A 24R
 DRIVER: PUP20A-1WMC 600mA

30minutes warm-up

ISOLUX DIAGRAM

Test:U:120.07V I:0.1163A P:13.855W PF:0.9905 Freq:59.98Hz Lamp Flux:1342.44x1 lm		
NAME: CTL-M-1.5S-30K-24-SQ-FX	TYPE:	WEIGHT:
SPEC.: 3000K	DIM.:	SERIAL No.: 2507040424
MFR.: MERCURY LIGHTING	SUR.: 0.001521m2	Shielding Angle:



C Range: 0 - 360DEG
C Interval: FOR A 24° LENS BEAM ANGLE
Test Speed: HIGH
Temperature: 25.3 °C
Operators: zoe
Test Date: 2025-7-4

γ Range: 0 - 180DEG
γ Interval: 1.0DEG
Test System: EVERFINE GO-SPEX500_V1 SYSTEM V2.00.461
Humidity: 65.0%
Test Distance: 3.160m [K=1.0000]
Remarks: LAMP: BXRH-30G10T0-G-83 Ra: 90
LENS: PM-1084A 24R
DRIVER: PUP20A-1WMC 600mA

30minutes warm-up

LED Avg.L Report

Test:U:120.07V I:0.1163A P:13.855W PF:0.9905 Freq:59.98Hz Lamp Flux:1342.44x1 lm		
NAME: CTL-M-1.5S-30K-24-SQ-FX	TYPE:	WEIGHT:
SPEC.: 3000K	DIM.:	SERIAL No.: 2507040424
MFR.: MERCURY LIGHTING	SUR.: 0.001521m2	Shielding Angle:

AvgL	cd/m2
L_0~180 (65) av	16695
L_0~180 (75) av	3263
L_0~180 (85) av	2151
L_90~270 (65) av	16487
L_90~270 (75) av	3272
L_90~270 (85) av	2168
L_45 (65) av	18344
L_45 (75) av	6637
L_45 (85) av	2130

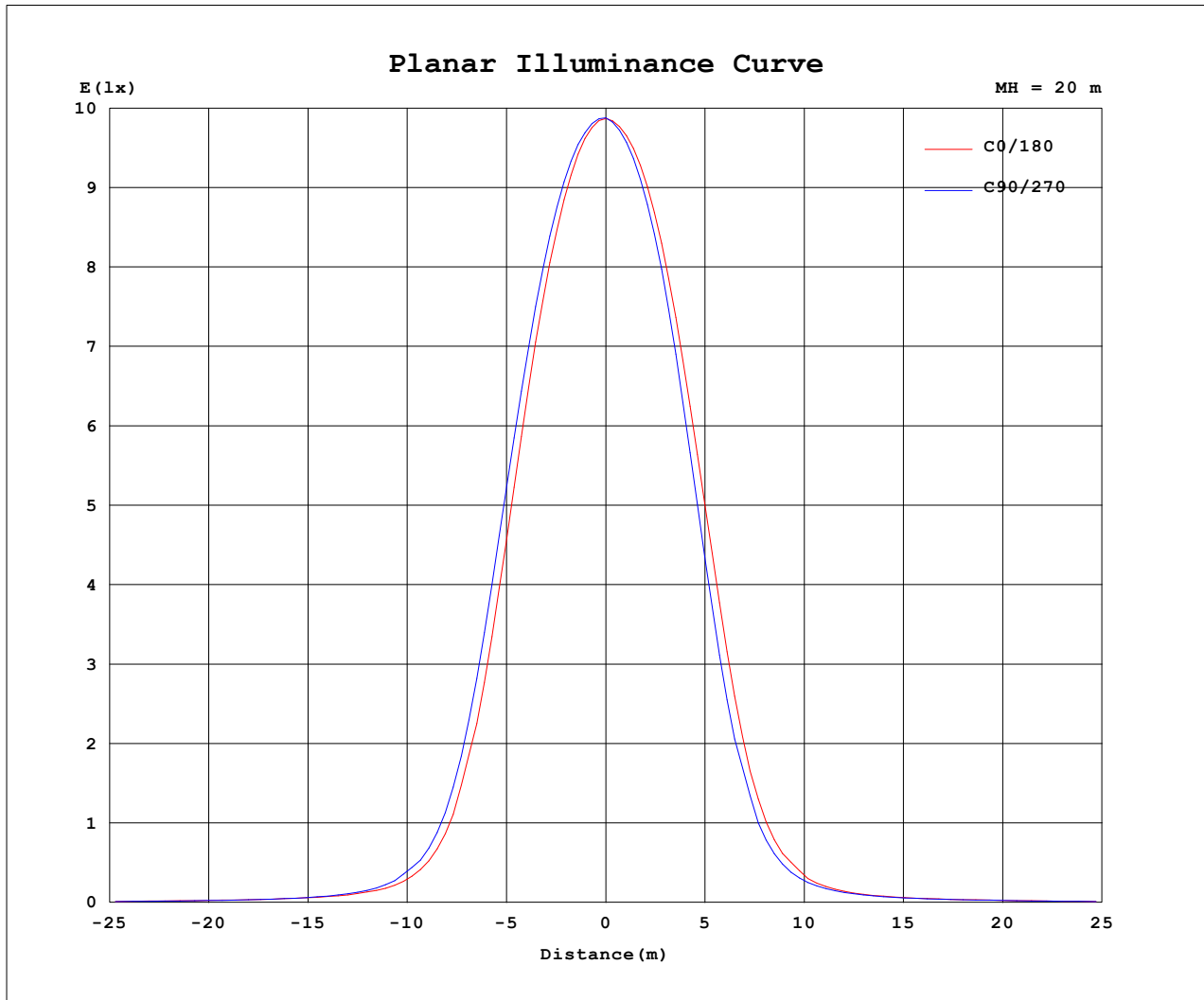
Standard: GB/T 29293-2012

C Range: 0 - 360DEG
C Interval: FOR A 24° LENS BEAM ANGLE
Test Speed: HIGH
Temperature:25.3℃
Operators:zoe
Test Date:2025-7-4

γ Range: 0 - 180DEG
γ Interval: 1.0DEG
Test System:EVERFINE GO-SPEX500_V1 SYSTEM V2.00.461
Humidity:65.0%
Test Distance:3.160m [K=1.0000]
Remarks: LAMP:BXRH-30G10T0-G-83 Ra:90
LENS:PM-1084A 24R
DRIVER:PUP20A-1WMC 600mA

30minutes warm-up

Planar Illuminance Curve



C Range: 0 - 360DEG
C Interval: FOR A 24° LENS BEAM ANGLE
Test Speed: HIGH
Temperature: 25.3 °C
Operators: zoe
Test Date: 2025-7-4

γ Range: 0 - 180DEG
γ Interval: 1.0DEG
Test System: EVERFINE GO-SPEX500_V1 SYSTEM V2.00.461
Humidity: 65.0%
Test Distance: 3.160m [K=1.0000]
Remarks: LAMP: BXRH-30G10T0-G-83 Ra: 90
LENS: PM-1084A 24R
DRIVER: PUP20A-1WMC 600mA

30minutes warm-up

LUMINOUS DISTRIBUTION INTENSITY DATA

Test:U:120.07V I:0.1163A P:13.855W PF:0.9905 Freq:59.98Hz Lamp Flux:1342.44x1 lm		
NAME: CTL-M-1.5S-30K-24-SQ-FX	TYPE:	WEIGHT:
SPEC.: 3000K	DIM.:	SERIAL No.: 2507040424
MFR.: MERCURY LIGHTING	SUR.: 0.001521m2	Shielding Angle:

Table--1

UNIT: cd

C (DEG) γ (DEG)	0	30	60	90	120	150	180	210	240	270	300	330						
0	3950	3950	3950	3950	3950	3950	3950	3950	3950	3950	3950	3950						
5	3708	3745	3759	3776	3770	3771	3758	3724	3716	3683	3677	3681						
10	2958	3036	3080	3141	3127	3116	3086	3003	2967	2891	2892	2907						
15	1759	1842	1945	2051	1989	1981	1953	1776	1730	1652	1638	1662						
20	714	726	844	890	845	821	800	700	662	649	601	661						
25	225	257	277	288	268	277	274	222	226	207	219	213						
30	94.4	99.4	113	115	111	113	104	92.6	94.9	91.8	93.1	92.3						
35	55.8	57.9	61.8	60.6	61.8	62.3	58.5	56.2	56.5	54.9	55.9	55.1						
40	40.0	41.3	41.0	39.7	41.6	42.3	40.7	40.4	40.4	39.4	40.9	40.0						
45	32.2	31.4	30.7	31.2	30.5	31.9	32.9	30.9	30.8	31.5	31.7	31.3						
50	25.7	25.6	24.5	24.4	24.7	25.4	25.4	25.2	24.9	24.8	25.8	25.7						
55	18.8	20.6	18.9	17.4	19.7	19.8	18.5	20.3	19.5	18.4	20.9	20.1						
60	13.9	15.6	14.4	13.1	14.8	14.8	13.7	15.4	15.1	14.2	16.0	15.2						
65	10.8	11.9	11.1	10.2	11.3	11.5	10.6	11.8	11.7	11.0	12.4	11.8						
70	6.51	7.43	7.11	6.16	6.93	7.39	6.34	7.06	7.53	6.55	7.60	7.46						
75	1.30	2.78	2.40	1.39	2.55	2.47	1.27	2.42	2.28	1.19	2.59	2.23						
80	0.70	0.75	0.76	0.74	0.75	0.73	0.67	0.66	0.65	0.62	0.66	0.67						
85	0.30	0.31	0.32	0.32	0.31	0.30	0.27	0.25	0.25	0.25	0.25	0.26						
90	0.00	0.00	0.00	0.00	0.00	0.00	0.00	0.00	0.00	0.00	0.00	0.00						
95	0.00	0.00	0.00	0.00	0.00	0.00	0.00	0.00	0.00	0.00	0.00	0.00						
100	0.00	0.00	0.00	0.00	0.00	0.00	0.00	0.00	0.00	0.00	0.00	0.00						
105	0.00	0.00	0.00	0.00	0.00	0.00	0.00	0.00	0.00	0.00	0.00	0.00						
110	0.00	0.00	0.00	0.00	0.00	0.00	0.00	0.00	0.00	0.00	0.00	0.00						
115	0.00	0.00	0.00	0.00	0.00	0.00	0.00	0.00	0.00	0.00	0.00	0.00						
120	0.00	0.00	0.00	0.00	0.00	0.00	0.00	0.00	0.00	0.00	0.00	0.00						
125	0.00	0.00	0.00	0.00	0.00	0.00	0.00	0.00	0.00	0.00	0.00	0.00						
130	0.00	0.00	0.00	0.00	0.00	0.00	0.00	0.00	0.00	0.00	0.00	0.00						
135	0.00	0.00	0.00	0.00	0.00	0.00	0.00	0.00	0.00	0.00	0.00	0.00						
140	0.00	0.00	0.00	0.00	0.00	0.00	0.00	0.00	0.00	0.00	0.00	0.00						
145	0.00	0.00	0.00	0.00	0.00	0.00	0.00	0.00	0.00	0.00	0.00	0.00						
150	0.00	0.00	0.00	0.00	0.00	0.00	0.00	0.00	0.00	0.00	0.00	0.00						
155	0.00	0.00	0.00	0.00	0.00	0.00	0.00	0.00	0.00	0.00	0.00	0.00						
160	0.00	0.00	0.00	0.00	0.00	0.00	0.00	0.00	0.00	0.00	0.00	0.00						
165	0.00	0.00	0.00	0.00	0.00	0.00	0.00	0.00	0.00	0.00	0.00	0.00						
170	0.00	0.00	0.00	0.00	0.00	0.00	0.00	0.00	0.00	0.00	0.00	0.00						
175	0.00	0.00	0.00	0.00	0.00	0.00	0.00	0.00	0.00	0.00	0.00	0.00						
180	0.00	0.00	0.00	0.00	0.00	0.00	0.00	0.00	0.00	0.00	0.00	0.00						

C Range: 0 - 360DEG

C Interval: FOR A 24° LENS BEAM ANGLE

Test Speed: HIGH

Temperature: 25.3 °C

Operators: zoe

Test Date: 2025-7-4

γ Range: 0 - 180DEG

γ Interval: 1.0DEG

Test System: EVERFINE GO-SPEX500_V1 SYSTEM V2.00.461

Humidity: 65.0%

Test Distance: 3.160m [K=1.0000]

Remarks: LAMP: BXRH-30G10T0-G-83 Ra: 90

LENS: PM-1084A 24R

DRIVER: PUP20A-1WMC 600mA

30minutes warm-up