


Photometric report for Flanged and Flangeless Trim



Light Output Ratio:	66.2%	
Luminaire Power:	13.83 W	
SHR Nominal:	0.75	Calculated using the TM5
SHR Maximum:	0.80	fine grid method.

C Range: 0 - 360DEG
C Interval: FOR A 60° LENS BEAM ANGLE
Test Speed: HIGH
Temperature: 25.3 °C
Operators: zoe
Test Date: 2025-7-5

γ Range: 0 - 180DEG
γ Interval: 1.0DEG
Test System: EVERFINE GO-SPEX500_V1 SYSTEM V2.00.461
Humidity: 65.0%
Test Distance: 3.160m [K=1.0000]
Remarks: LAMP: BXRH-30G10T0-G-83 Ra: 90
LENS: PM-1084C 50R
DRIVER: PUP20A-1WMC 600mA
30minutes warm-up

LUMINOUS INTENSITY DISTRIBUTION DIAGRAM

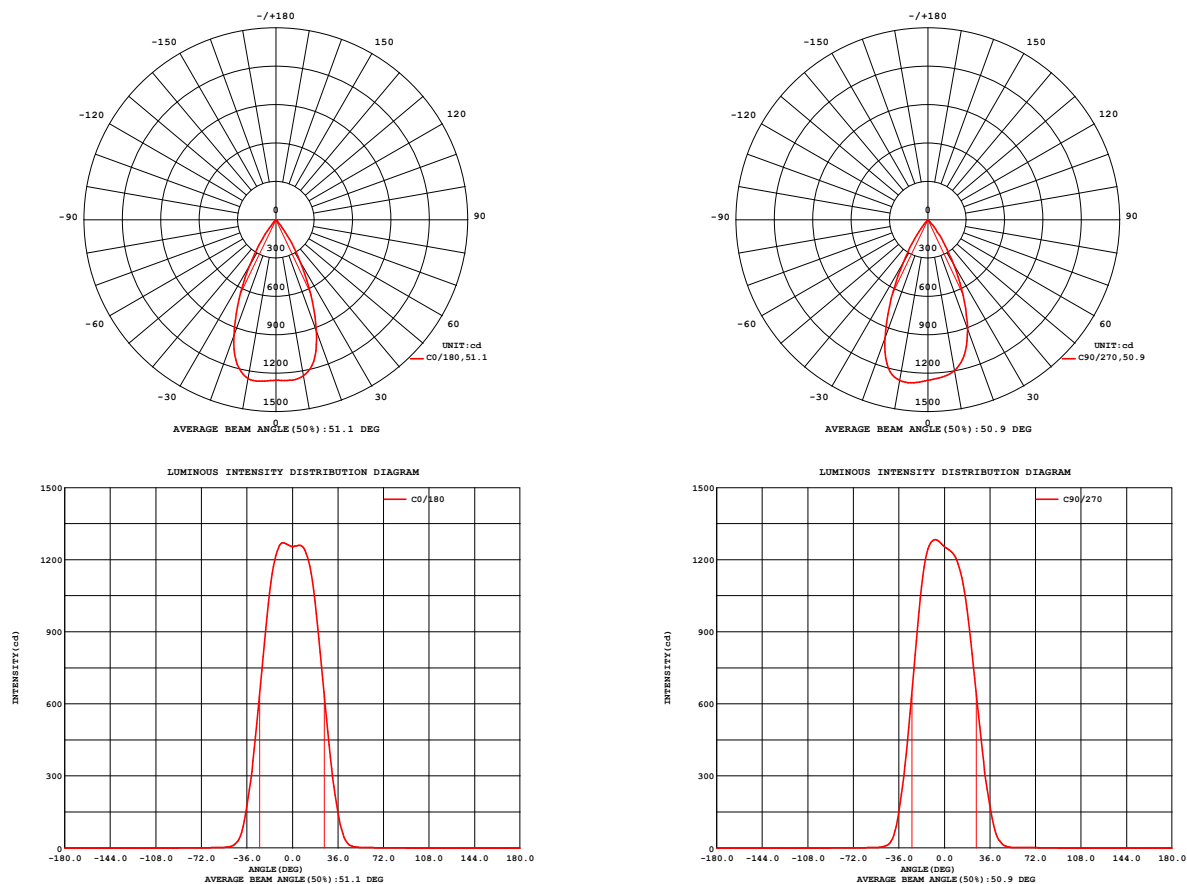


Fig. C0/C180

Fig. C90/C270

C Range: 0 - 360DEG
C Interval: FOR A 60° LENS BEAM ANGLE
Test Speed: HIGH
Temperature: 25.3 °C
Operators: zoe
Test Date: 2025-7-5

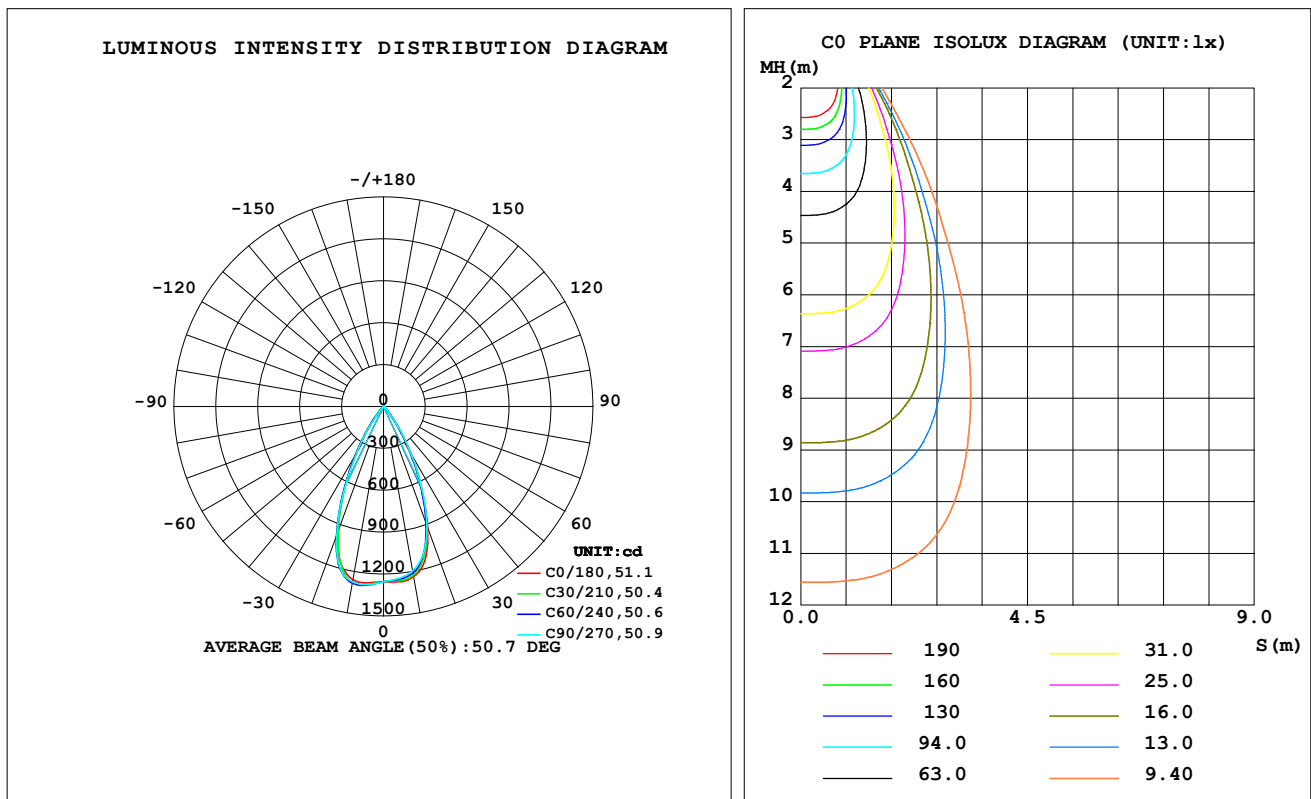
γ Range: 0 - 180DEG
γ Interval: 1.0DEG
Test System: EVERFINE GO-SPEX500_V1 SYSTEM V2.00.461
Humidity: 65.0%
Test Distance: 3.160m [K=1.0000]
Remarks: LAMP: BXRH-30G10T0-G-83 Ra: 90
LENS: PM-1084C 50R
DRIVER: PUP20A-1WMC 600mA

30minutes warm-up

LUMINAIRE PHOTOMETRIC TEST REPORT

Test:U:120.19V I:0.1159A P:13.825W PF:0.9912 Freq:59.98Hz Lamp Flux:1342.44x1 lm		
NAME: CTL-M-1.5S-30K-60-SQ-AD	TYPE:	WEIGHT:
SPEC.: 3000K	DIM.:	SERIAL No.: 2507050430
MFR.: MERCURY LIGHTING	SUR.: 0.001521m ²	Shielding Angle:

DATA OF LAMP		PHOTOMETRIC DATA				Eff: 64.28 lm/W
MODEL	Brideglux	I _{max} (cd)	1291	S/MH (C0/180)	0.78	
NOMINAL POWER (W)	13	LOR (%)	66.2	S/MH (C90/270)	0.77	
RATED VOLTAGE (V)	120	TOTAL FLUX (lm)	888.66	η UP, DN (C0-180)	0.0, 32.7	
NOMINAL FLUX (lm)	1342.44	CIE CLASS	DIRECT	η UP, DN (C180-360)	0.0, 33.5	
LAMPS INSIDE	1	η up (%)	0.0	CIBSE SHR NOM	0.75	
TEST VOLTAGE (V)	120	η down (%)	66.2	CIBSE SHR MAX	0.80	



C Range: 0 - 360DEG
 C Interval: FOR A 60° LENS BEAM ANGLE
 Test Speed: HIGH
 Temperature: 25.3 °C
 Operators: zoe
 Test Date: 2025-7-5

γ Range: 0 - 180DEG
 γ Interval: 1.0DEG
 Test System: EVERFINE GO-SPEX500_V1 SYSTEM V2.00.461
 Humidity: 65.0%
 Test Distance: 3.160m [K=1.0000]
 Remarks: LAMP: BXRH-30G10T0-G-83 Ra: 90
 LENS: PM-1084C 50R
 DRIVER: PUP20A-1WMC 600mA

30minutes warm-up

ZONAL FLUX DIAGRAM
ZONAL FLUX DIAGRAM:

γ	C0	C45	C90	C135	C180	C225	C270	C315	γ	Φ zone	Φ total	%lum,lamp
10	1238	1219	1196	1215	1260	1283	1275	1259	0- 10	119.9	119.9	13.5,8.93
20	924.2	898.0	906.7	912.9	963.1	969.0	982.2	942.8	10- 20	314.7	434.6	48.9,32.4
30	378.0	394.5	407.1	420.9	411.8	410.6	388.4	401.1	20- 30	300.1	734.8	82.7,54.7
40	60.76	80.11	74.88	88.71	66.08	74.59	51.30	71.68	30- 40	129.4	864.2	97.2,64.4
50	4.265	6.950	5.268	7.687	5.093	5.825	3.677	5.287	40- 50	19.80	884.0	99.5,65.9
60	1.603	1.849	1.671	1.885	1.632	1.540	1.390	1.493	50- 60	2.467	886.5	99.8,66
70	1.109	1.752	1.951	1.681	1.047	0.9193	0.9266	0.9098	60- 70	1.463	887.9	99.9,66.1
80	0.1681	0.1409	0.1017	0.1420	0.1211	0.1182	0.1218	0.1129	70- 80	0.6514	888.6	100,66.2
90	0	0	0	0	0	0	0	0	80- 90	0.0638	888.7	100,66.2
100	0	0	0	0	0	0	0	0	90-100	0	888.7	100,66.2
110	0	0	0	0	0	0	0	0	100-110	0	888.7	100,66.2
120	0	0	0	0	0	0	0	0	110-120	0	888.7	100,66.2
130	0	0	0	0	0	0	0	0	120-130	0	888.7	100,66.2
140	0	0	0	0	0	0	0	0	130-140	0	888.7	100,66.2
150	0	0	0	0	0	0	0	0	140-150	0	888.7	100,66.2
160	0	0	0	0	0	0	0	0	150-160	0	888.7	100,66.2
170	0	0	0	0	0	0	0	0	160-170	0	888.7	100,66.2
180	0	0	0	0	0	0	0	0	170-180	0	888.7	100,66.2
DEG	LUMINOUS INTENSITY:cd									UNIT:lm		

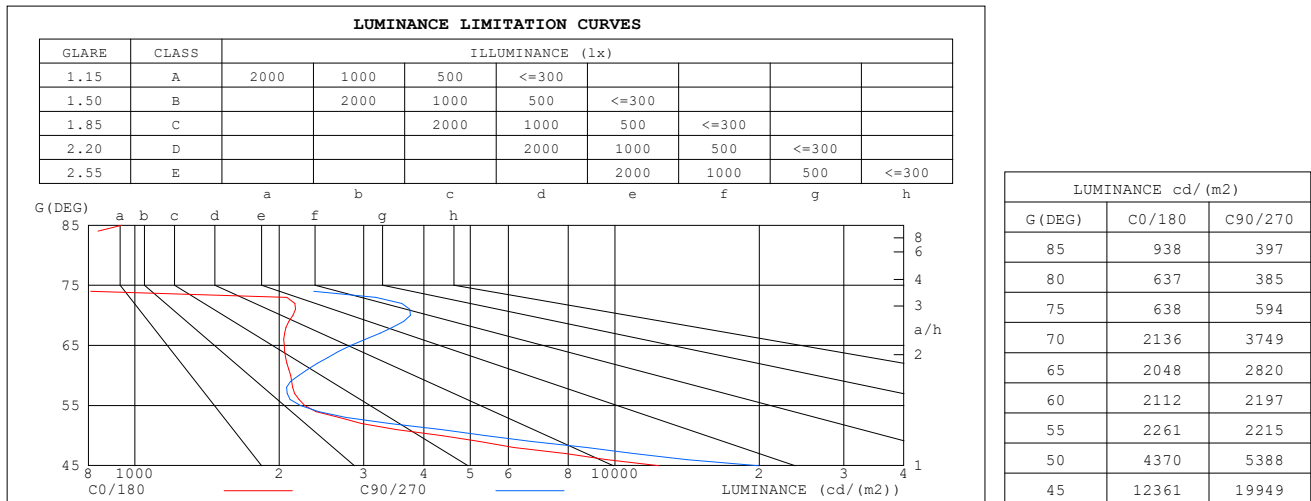
C Range: 0 - 360DEG
 C Interval: FOR A 60° LENS BEAM ANGLE
 Test Speed: HIGH
 Temperature:25.3℃
 Operators:zoe
 Test Date:2025-7-5

γ Range: 0 - 180DEG
 γ Interval: 1.0DEG
 Test System:EVERFINE GO-SPEX500_V1 SYSTEM V2.00.461
 Humidity:65.0%
 Test Distance:3.160m [K=1.0000]
 Remarks: LAMP:BXRH-30G10T0-G-83 Ra:90
 LENS:PM-1084C 50R
 DRIVER:PUP20A-1WMC 600mA

30minutes warm-up

LUMINANCE LIMITATION CURVES

Test: U:120.19V I:0.1159A P:13.825W PF:0.9912 Freq:59.98Hz Lamp Flux: 1342.44x1 lm		
NAME: CTL-M-1.5S-30K-60-SQ-AD	TYPE:	WEIGHT:
SPEC.: 3000K	DIM.:	SERIAL No.: 2507050430
MFR.: MERCURY LIGHTING	SUR.: 0.001521m2	Shielding Angle:



C Range: 0 - 360DEG
C Interval: FOR A 60° LENS BEAM ANGLE
Test Speed: HIGH
Temperature: 25.3 °C
Operators: zoe
Test Date: 2025-7-5

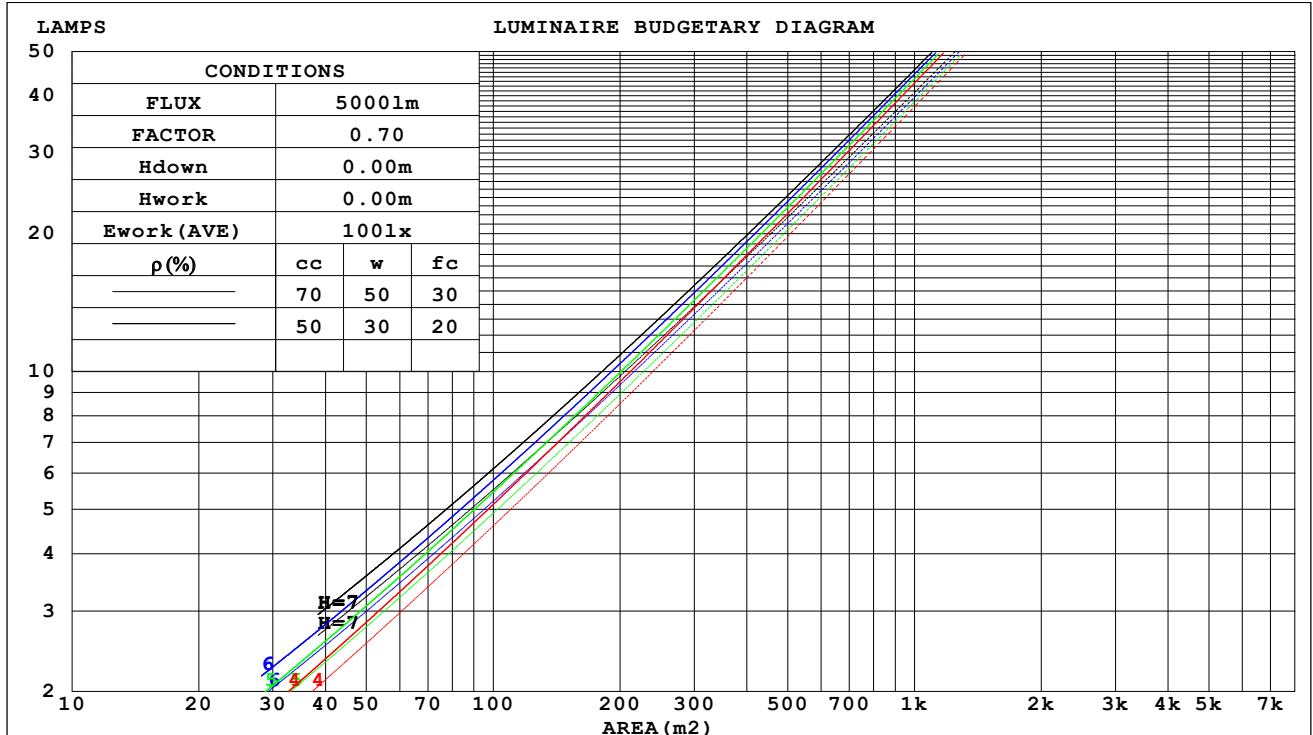
γ Range: 0 - 180DEG
γ Interval: 1.0DEG
Test System: EVERFINE GO-SPEX500_V1 SYSTEM V2.00.461
Humidity: 65.0%
Test Distance: 3.160m [K=1.0000]
Remarks: LAMP: BXRH-30G10T0-G-83 Ra:90
 LENS: PM-1084C 50R
 DRIVER: PUP20A-1WMC 600mA

30minutes warm-up

CU AND LUMINAIRE BUDGETARY ESTIMATE DIAGRAM

Test:U:120.19V I:0.1159A P:13.825W PF:0.9912 Freq:59.98Hz Lamp Flux:1342.44x1 lm		
NAME: CTL-M-1.5S-30K-60-SQ-AD	TYPE:	WEIGHT:
SPEC.: 3000K	DIM.:	SERIAL No.: 2507050430
MFR.: MERCURY LIGHTING	SUR.: 0.001521m2	Shielding Angle:

pcc	80%			70%			50%			30%			10%			0
pw	50%	30%	10%	50%	30%	10%	50%	30%	10%	50%	30%	10%	50%	30%	10%	0
pfc	20%			20%			20%			20%			20%			0
RCR	RCR:Room Cavity Ratio			Coefficients of Utilization(CU)												
0.0	.79	.79	.79	.77	.77	.77	.74	.74	.74	.70	.70	.70	.68	.68	.68	.66
1.0	.74	.72	.71	.72	.71	.70	.70	.69	.68	.67	.66	.66	.65	.64	.64	.63
2.0	.69	.67	.65	.68	.66	.64	.66	.64	.63	.64	.63	.61	.62	.61	.60	.59
3.0	.65	.62	.60	.64	.61	.59	.62	.60	.58	.61	.59	.57	.59	.58	.56	.56
4.0	.61	.58	.55	.61	.58	.55	.59	.57	.54	.58	.56	.54	.57	.55	.53	.52
5.0	.58	.54	.52	.57	.54	.52	.56	.53	.51	.55	.53	.51	.54	.52	.50	.49
6.0	.55	.51	.49	.54	.51	.48	.53	.50	.48	.52	.50	.48	.52	.49	.48	.47
7.0	.52	.48	.46	.52	.48	.46	.51	.48	.45	.50	.47	.45	.49	.47	.45	.44
8.0	.49	.46	.43	.49	.46	.43	.48	.45	.43	.48	.45	.43	.47	.45	.43	.42
9.0	.47	.43	.41	.47	.43	.41	.46	.43	.41	.45	.43	.41	.45	.42	.41	.40
10.0	.45	.41	.39	.44	.41	.39	.44	.41	.39	.43	.41	.39	.43	.40	.39	.38



C Range: 0 - 360DEG
 C Interval: FOR A 60° LENS BEAM ANGLE
 Test Speed: HIGH
 Temperature: 25.3 °C
 Operators: zoe
 Test Date: 2025-7-5

γ Range: 0 - 180DEG
 γ Interval: 1.0DEG
 Test System: EVERFINE GO-SPEX500_V1 SYSTEM V2.00.461
 Humidity: 65.0%
 Test Distance: 3.160m [K=1.0000]
 Remarks: LAMP: BXRH-30G10T0-G-83 Ra: 90
 LENS: PM-1084C 50R
 DRIVER: PUP20A-1WMC 600mA

30minutes warm-up

WEC AND CCEC

Test:U:120.19V I:0.1159A P:13.825W PF:0.9912 Freq:59.98Hz Lamp Flux:1342.44x1 lm		
NAME: CTL-M-1.5S-30K-60-SQ-AD	TYPE:	WEIGHT:
SPEC.: 3000K	DIM.:	SERIAL No.: 2507050430
MFR.: MERCURY LIGHTING	SUR.: 0.001521m2	Shielding Angle:

pcc	80%			70%			50%			30%			10%			0
pw	50%	30%	10%	50%	30%	10%	50%	30%	10%	50%	30%	10%	50%	30%	10%	0
pfc	20%			20%			20%			20%			20%			0
RCR	RCR:Room Cavity Ratio						Wall Exitance Coefficients(WEC)									
0.0																
1.0	.109	.062	.020	.105	.060	.019	.096	.055	.018	.089	.051	.016	.082	.047	.015	
2.0	.104	.057	.017	.100	.055	.017	.093	.052	.016	.087	.049	.015	.081	.046	.014	
3.0	.098	.052	.016	.095	.051	.015	.089	.048	.015	.084	.046	.014	.079	.044	.014	
4.0	.094	.049	.014	.091	.048	.014	.086	.046	.014	.081	.044	.013	.077	.042	.013	
5.0	.089	.045	.013	.087	.045	.013	.083	.043	.013	.078	.041	.012	.075	.040	.012	
6.0	.085	.043	.012	.083	.042	.012	.079	.041	.012	.076	.039	.012	.072	.038	.011	
7.0	.082	.040	.011	.080	.040	.011	.076	.039	.011	.073	.038	.011	.070	.037	.011	
8.0	.078	.038	.011	.077	.038	.011	.074	.037	.011	.071	.036	.010	.068	.035	.010	
9.0	.075	.036	.010	.074	.036	.010	.071	.035	.010	.068	.034	.010	.066	.034	.010	
10.0	.072	.035	.010	.071	.034	.010	.069	.034	.009	.066	.033	.009	.064	.032	.009	

pcc	80%			70%			50%			30%			10%			0
pw	50%	30%	10%	50%	30%	10%	50%	30%	10%	50%	30%	10%	50%	30%	10%	0
pfc	20%			20%			20%			20%			20%			0
RCR	RCR:Room Cavity Ratio						Ceiling Cavity Exitance Coefficients(CCEC)									
0.0	.126	.126	.126	.108	.108	.108	.074	.074	.074	.042	.042	.042	.014	.014	.014	
1.0	.113	.104	.097	.096	.089	.083	.066	.062	.057	.038	.036	.033	.012	.011	.011	
2.0	.102	.088	.076	.087	.076	.065	.060	.052	.046	.035	.030	.027	.011	.010	.009	
3.0	.093	.075	.061	.080	.065	.052	.055	.045	.037	.032	.026	.022	.010	.009	.007	
4.0	.086	.065	.049	.074	.056	.043	.051	.039	.030	.029	.023	.018	.009	.007	.006	
5.0	.080	.057	.041	.069	.050	.035	.047	.035	.025	.027	.020	.015	.009	.007	.005	
6.0	.075	.051	.034	.065	.044	.030	.045	.031	.021	.026	.018	.012	.008	.006	.004	
7.0	.071	.046	.029	.061	.040	.025	.042	.028	.018	.024	.017	.011	.008	.005	.004	
8.0	.067	.042	.025	.058	.036	.022	.040	.026	.015	.023	.015	.009	.008	.005	.003	
9.0	.064	.038	.021	.055	.033	.019	.038	.023	.013	.022	.014	.008	.007	.005	.003	
10.0	.061	.035	.019	.052	.031	.016	.036	.022	.012	.021	.013	.007	.007	.004	.002	

C Range: 0 - 360DEG
 C Interval: FOR A 60° LENS BEAM ANGLE
 Test Speed: HIGH
 Temperature:25.3℃
 Operators:zoe
 Test Date:2025-7-5

γ Range: 0 - 180DEG
 γ Interval: 1.0DEG
 Test System:EVERFINE GO-SPEX500_V1 SYSTEM V2.00.461
 Humidity:65.0%
 Test Distance:3.160m [K=1.0000]
 Remarks: LAMP:BXRH-30G10T0-G-83 Ra:90
 LENS:PM-1084C 50R
 DRIVER:PUP20A-1WMC 600mA

30minutes warm-up

UGR(Unified Glare Rating) Table

Test:U:120.19V I:0.1159A P:13.825W PF:0.9912 Freq:59.98Hz Lamp Flux:1342.44x1 lm											
NAME: CTL-M-1.5S-30K-60-SQ-AD					TYPE:			WEIGHT:			
SPEC.: 3000K					DIM.:			SERIAL No.: 2507050430			
MFR.: MERCURY LIGHTING					SUR.: 0.001521m2			Shielding Angle:			
ceiling/cavity	0.7	0.7	0.5	0.5	0.3	0.7	0.7	0.5	0.5	0.3	
walls	0.5	0.3	0.5	0.3	0.3	0.5	0.3	0.5	0.3	0.3	
working plane	0.2	0.2	0.2	0.2	0.2	0.2	0.2	0.2	0.2	0.2	
Room dimensions		Viewed crosswise					Viewed endwise				
x = 2H y = 2H	18.3	19.2	18.5	19.3	19.5	18.7	19.6	18.9	19.7	19.9	
	3H	18.2	19.0	18.4	19.1	19.3	18.6	19.3	18.8	19.5	19.7
	4H	18.1	18.8	18.4	19.0	19.3	18.5	19.2	18.8	19.4	19.7
	6H	18.0	18.7	18.3	18.9	19.2	18.4	19.1	18.7	19.3	19.6
	8H	17.9	18.6	18.3	18.9	19.1	18.3	19.0	18.7	19.3	19.5
	12H	17.9	18.6	18.2	18.8	19.1	18.3	19.0	18.6	19.2	19.5
4H	2H	18.1	18.8	18.3	19.0	19.3	18.5	19.2	18.7	19.4	19.6
	3H	17.9	18.6	18.2	18.8	19.1	18.3	19.0	18.6	19.2	19.5
	4H	17.8	18.4	18.2	18.7	19.0	18.2	18.8	18.6	19.1	19.4
	6H	17.7	18.3	18.1	18.6	18.9	18.1	18.7	18.5	19.0	19.3
	8H	17.7	18.2	18.1	18.5	18.9	18.1	18.6	18.5	18.9	19.3
	12H	17.6	18.1	18.0	18.4	18.8	18.0	18.5	18.4	18.8	19.2
8H	4H	17.7	18.2	18.1	18.5	18.9	18.1	18.6	18.5	18.9	19.3
	6H	17.6	18.0	18.0	18.4	18.8	18.0	18.4	18.4	18.8	19.2
	8H	17.5	17.9	18.0	18.3	18.7	17.9	18.3	18.4	18.7	19.1
	12H	17.5	17.8	17.9	18.2	18.7	17.9	18.2	18.3	18.6	19.1
12H	4H	17.6	18.1	18.0	18.4	18.8	18.0	18.5	18.4	18.8	19.2
	6H	17.5	17.9	18.0	18.3	18.7	17.9	18.3	18.4	18.7	19.1
	8H	17.5	17.8	17.9	18.2	18.7	17.9	18.2	18.3	18.6	19.1
Variations with the observer position at spacings(CIE Pub.117):											
S = 1.0H	+ 3.6 / -12.6					+ 4.0 / -12.4					
1.5H	+ 6.2 / -11.7					+ 6.6 / -11.2					
2.0H	+ 5.7 / - 3.9					+ 6.6 / - 5.7					

CIE Pub.117, 1342 lm Total Lamp Luminous Flux Correct (8log(F/F0) = 1.0)
 Area: 0.001521 m2

C Range: 0 - 360DEG	γ Range: 0 - 180DEG
C Interval: FOR A 60° LENS BEAM ANGLE	γ Interval: 1.0DEG
Test Speed: HIGH	Test System:EVERFINE GO-SPEX500_V1 SYSTEM V2.00.461
Temperature:25.3℃	Humidity:65.0%
Operators:zoe	Test Distance:3.160m [K=1.0000]
Test Date:2025-7-5	Remarks: LAMP:BXRH-30G10T0-G-83 Ra:90
	LENS:PM-1084C 50R
	DRIVER:PUP20A-1WMC 600mA
	30minutes warm-up

UTILIZATION FACTORS TABLE

Test:U:120.19V I:0.1159A P:13.825W PF:0.9912 Freq:59.98Hz Lamp Flux:1342.44x1 lm		
NAME: CTL-M-1.5S-30K-60-SQ-AD	TYPE:	WEIGHT:
SPEC.: 3000K	DIM.:	SERIAL No.: 2507050430
MFR.: MERCURY LIGHTING	SUR.: 0.001521m2	Shielding Angle:

REFLECTANCE										
Ceiling	0.8	0.8	0.8	0.7	0.7	0.7	0.5	0.5	0.5	0
Walls	0.7	0.5	0.3	0.7	0.5	0.3	0.7	0.5	0.3	0
Working plane	0.2	0.2	0.2	0.2	0.2	0.2	0.2	0.2	0.2	0
ROOM INDEX	UTILIZATION FACTORS (PERCENT) $k(RI) \times RCR = 5$									
$k = 0.60$	59	56	53	59	55	53	59	55	53	51
0.80	64	61	58	64	60	58	63	60	58	56
1.00	67	63	61	66	63	61	65	63	61	58
1.25	69	66	64	69	66	64	67	65	63	61
1.50	71	68	66	70	68	66	69	67	65	62
2.00	72	70	68	72	69	67	70	68	66	63
2.50	73	71	69	72	70	69	70	69	67	64
3.00	74	72	71	73	71	70	71	70	68	64
4.00	76	74	73	74	73	72	72	71	70	65
5.00	76	75	74	75	74	73	72	72	71	66
ROOM INDEX	UF (total)									Direct
According to DIN EN 13032-2 2004			Suspended					SHRNOM = 1.25		

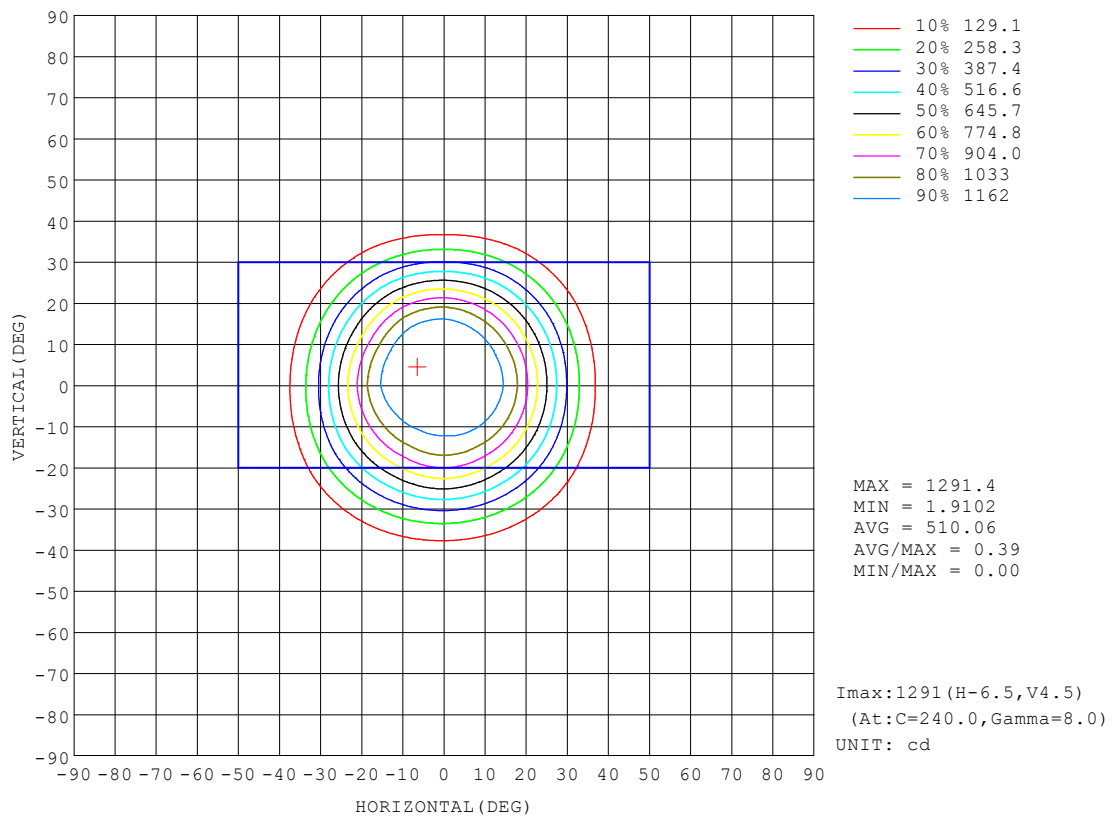
C Range: 0 - 360DEG
 C Interval: FOR A 60° LENS BEAM ANGLE
 Test Speed: HIGH
 Temperature: 25.3 °C
 Operators: zoe
 Test Date: 2025-7-5

γ Range: 0 - 180DEG
 γ Interval: 1.0DEG
 Test System: EVERFINE GO-SPEX500_V1 SYSTEM V2.00.461
 Humidity: 65.0%
 Test Distance: 3.160m [K=1.0000]
 Remarks: LAMP: BXRH-30G10T0-G-83 Ra: 90
 LENS: PM-1084C 50R
 DRIVER: PUP20A-1WMC 600mA

30minutes warm-up

ISOCANDELA DIAGRAM

Test:U:120.19V I:0.1159A P:13.825W PF:0.9912 Freq:59.98Hz Lamp Flux:1342.44x1 lm		
NAME: CTL-M-1.5S-30K-60-SQ-AD	TYPE:	WEIGHT:
SPEC.: 3000K	DIM.:	SERIAL No.: 2507050430
MFR.: MERCURY LIGHTING	SUR.: 0.001521m2	Shielding Angle:



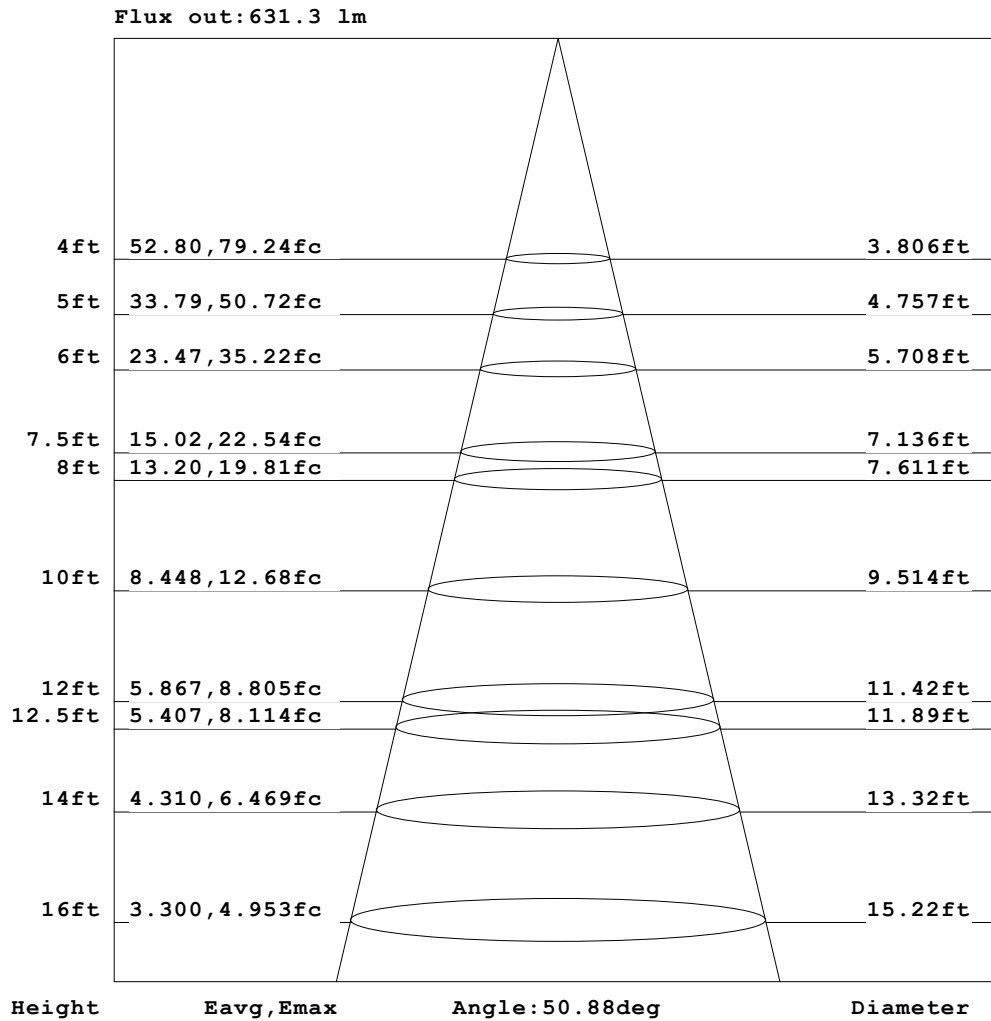
C Range: 0 - 360DEG
 C Interval: FOR A 60° LENS BEAM ANGLE
 Test Speed: HIGH
 Temperature:25.3 °C
 Operators:zoe
 Test Date:2025-7-5

γ Range: 0 - 180DEG
 γ Interval: 1.0DEG
 Test System:EVERFINE GO-SPEX500_V1 SYSTEM V2.00.461
 Humidity:65.0%
 Test Distance:3.160m [K=1.0000]
 Remarks: LAMP:BXRH-30G10T0-G-83 Ra:90
 LENS:PM-1084C 50R
 DRIVER:PUP20A-1WMC 600mA

30minutes warm-up

AAI Figure

Test:U:120.19V I:0.1159A P:13.825W PF:0.9912 Freq:59.98Hz Lamp Flux:1342.44x1 lm		
NAME: CTL-M-1.5S-30K-60-SQ-AD	TYPE:	WEIGHT:
SPEC.: 3000K	DIM.:	SERIAL No.: 2507050430
MFR.: MERCURY LIGHTING	SUR.: 0.001521m2	Shielding Angle:



Note: The Curves indicate the illuminated area and the average illumination when the luminaire is at different distance.

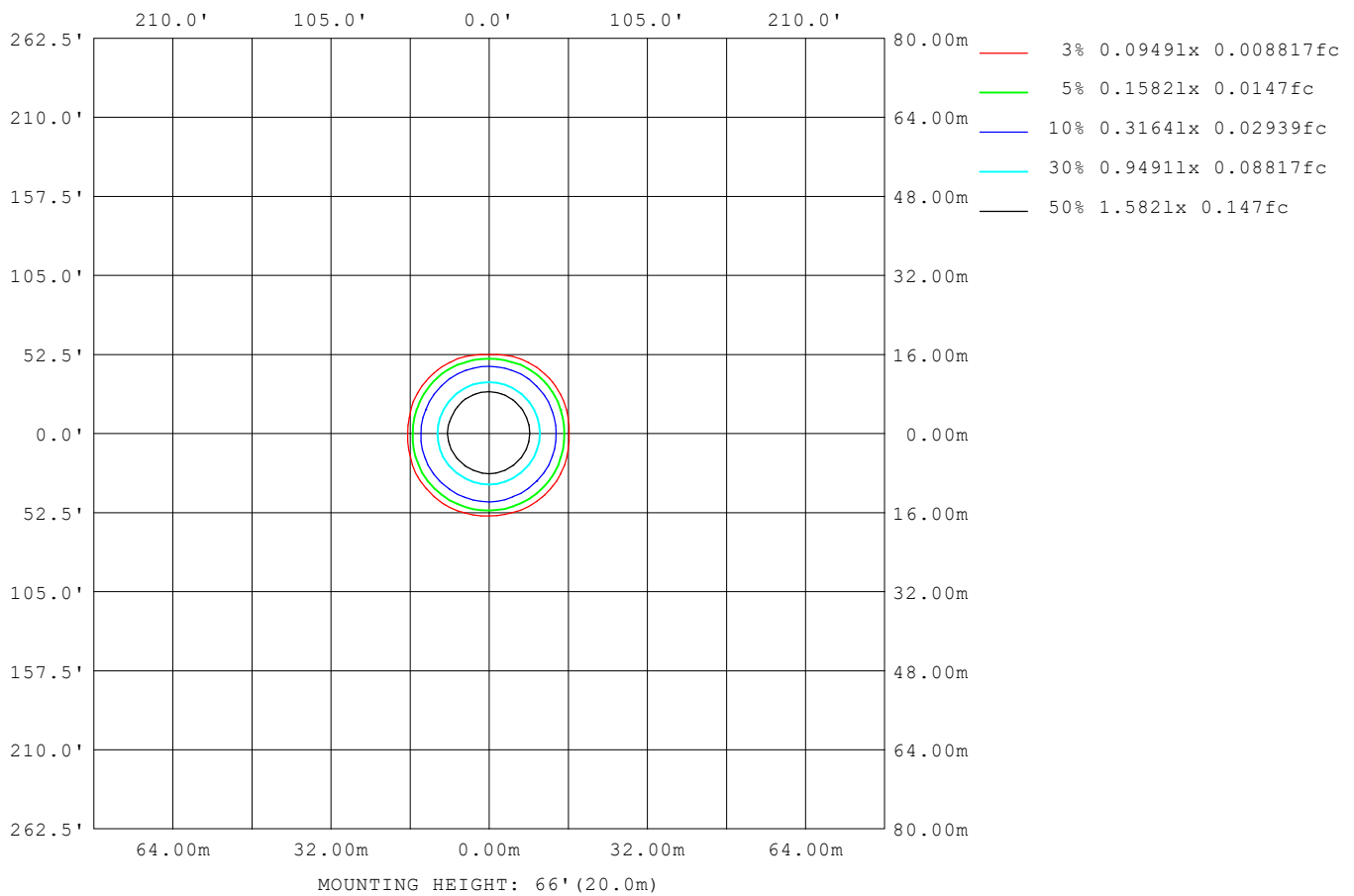
C Range: 0 - 360DEG
 C Interval: FOR A 60° LENS BEAM ANGLE
 Test Speed: HIGH
 Temperature: 25.3°C
 Operators: zoe
 Test Date: 2025-7-5

γ Range: 0 - 180DEG
 γ Interval: 1.0DEG
 Test System: EVERFINE GO-SPEX500_V1 SYSTEM V2.00.461
 Humidity: 65.0%
 Test Distance: 3.160m [K=1.0000]
 Remarks: LAMP: BXRH-30G10T0-G-83 Ra: 90
 LENS: PM-1084C 50R
 DRIVER: PUP20A-1WMC 600mA

30minutes warm-up

ISOLUX DIAGRAM

Test: U:120.19V I:0.1159A P:13.825W PF:0.9912 Freq:59.98Hz Lamp Flux: 1342.44x1 lm		
NAME: CTL-M-1.5S-30K-60-SQ-AD	TYPE:	WEIGHT:
SPEC.: 3000K	DIM.:	SERIAL No.: 2507050430
MFR.: MERCURY LIGHTING	SUR.: 0.001521m2	Shielding Angle:



C Range: 0 - 360DEG
C Interval: FOR A 60° LENS BEAM ANGLE
Test Speed: HIGH
Temperature: 25.3 °C
Operators: zoe
Test Date: 2025-7-5

γ Range: 0 - 180DEG
γ Interval: 1.0DEG
Test System: EVERFINE GO-SPEX500_V1 SYSTEM V2.00.461
Humidity: 65.0%
Test Distance: 3.160m [K=1.0000]
Remarks: LAMP: BXRH-30G10T0-G-83 Ra:90
 LENS: PM-1084C 50R
 DRIVER: PUP20A-1WMC 600mA

30minutes warm-up

LED Avg.L Report

Test:U:120.19V I:0.1159A P:13.825W PF:0.9912 Freq:59.98Hz Lamp Flux:1342.44x1 lm		
NAME: CTL-M-1.5S-30K-60-SQ-AD	TYPE:	WEIGHT:
SPEC.: 3000K	DIM.:	SERIAL No.: 2507050430
MFR.: MERCURY LIGHTING	SUR.: 0.001521m2	Shielding Angle:

AvgL	cd/m2
L_0~180 (65) av	2021
L_0~180 (75) av	604
L_0~180 (85) av	678
L_90~270 (65) av	2315
L_90~270 (75) av	593
L_90~270 (85) av	385
L_45 (65) av	2382
L_45 (75) av	1850
L_45 (85) av	327

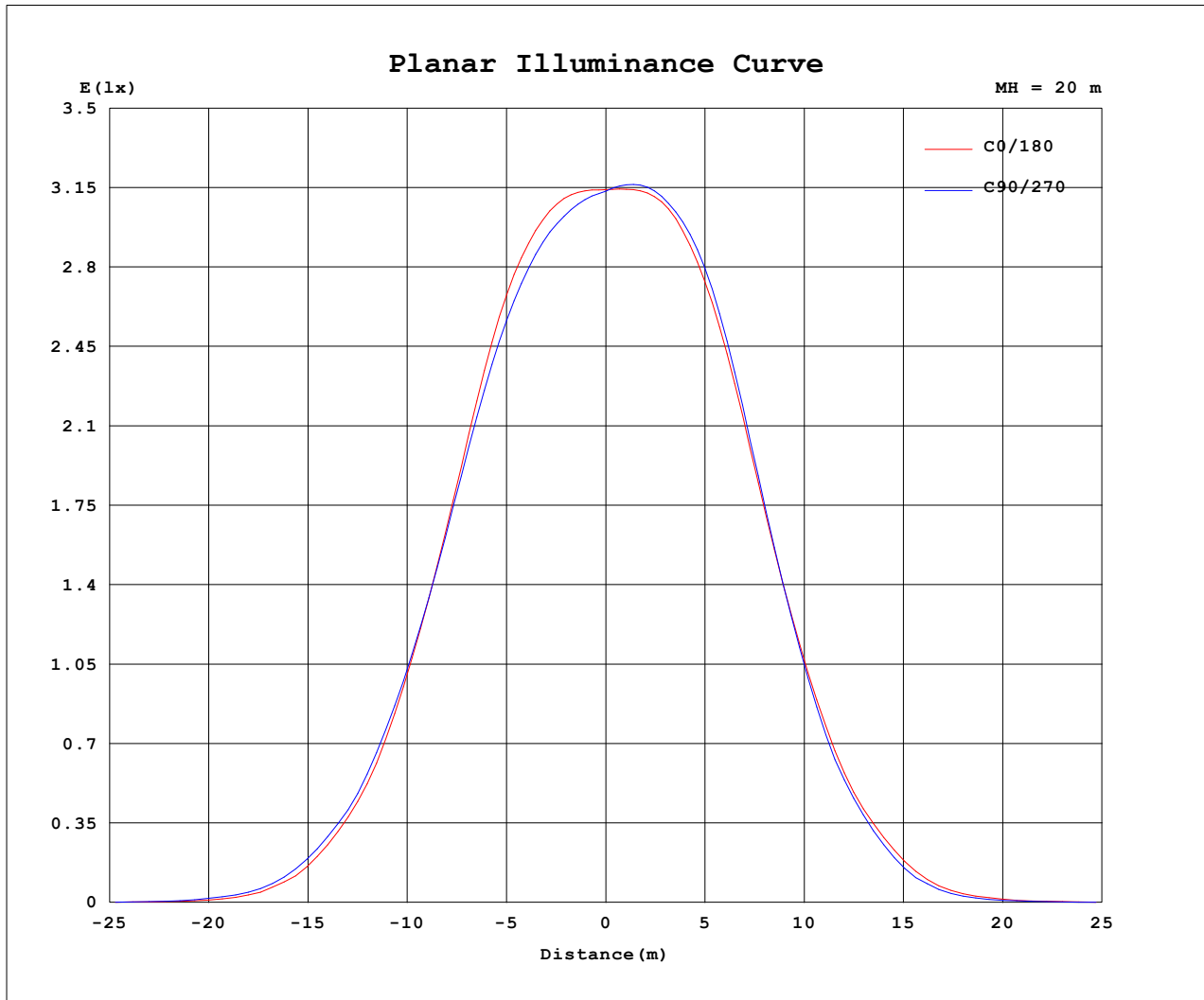
Standard: GB/T 29293-2012

C Range: 0 - 360DEG
 C Interval: FOR A 60° LENS BEAM ANGLE
 Test Speed: HIGH
 Temperature: 25.3 °C
 Operators: zoe
 Test Date: 2025-7-5

γ Range: 0 - 180DEG
 γ Interval: 1.0DEG
 Test System: EVERFINE GO-SPEX500_V1 SYSTEM V2.00.461
 Humidity: 65.0%
 Test Distance: 3.160m [K=1.0000]
 Remarks: LAMP: BXRH-30G10T0-G-83 Ra: 90
 LENS: PM-1084C 50R
 DRIVER: PUP20A-1WMC 600mA

30minutes warm-up

Planar Illuminance Curve



C Range: 0 - 360DEG
C Interval: FOR A 60° LENS BEAM ANGLE
Test Speed: HIGH
Temperature: 25.3 °C
Operators: zoe
Test Date: 2025-7-5

γ Range: 0 - 180DEG
γ Interval: 1.0DEG
Test System: EVERFINE GO-SPEX500_V1 SYSTEM V2.00.461
Humidity: 65.0%
Test Distance: 3.160m [K=1.0000]
Remarks: LAMP: BXRH-30G10T0-G-83 Ra: 90
LENS: PM-1084C 50R
DRIVER: PUP20A-1WMC 600mA

30minutes warm-up

LUMINOUS DISTRIBUTION INTENSITY DATA

Test:U:120.19V I:0.1159A P:13.825W PF:0.9912 Freq:59.98Hz Lamp Flux:1342.44x1 lm		
NAME: CTL-M-1.5S-30K-60-SQ-AD	TYPE:	WEIGHT:
SPEC.: 3000K	DIM.:	SERIAL No.: 2507050430
MFR.: MERCURY LIGHTING	SUR.: 0.001521m2	Shielding Angle:

Table--1

UNIT: cd

C (DEG) γ (DEG)	0	30	60	90	120	150	180	210	240	270	300	330						
0	1254	1254	1254	1254	1254	1254	1254	1254	1254	1254	1254	1254						
5	1260	1251	1242	1235	1238	1250	1267	1279	1282	1280	1275	1268						
10	1238	1227	1212	1196	1203	1227	1260	1282	1284	1275	1267	1251						
15	1144	1120	1099	1098	1096	1127	1172	1176	1204	1200	1175	1151						
20	924	906	890	907	897	928	963	951	987	982	954	931						
25	648	639	636	654	648	672	684	671	690	681	671	657						
30	378	393	396	407	413	429	412	411	410	388	404	398						
35	186	197	198	212	213	221	209	200	199	186	196	192						
40	60.8	76.9	83.3	74.9	90.2	87.2	66.1	79.4	69.8	51.3	70.5	72.9						
45	13.3	23.4	24.6	21.5	27.4	26.3	17.7	21.3	18.9	11.6	19.8	18.4						
50	4.26	6.34	7.56	5.27	8.12	7.26	5.09	6.24	5.41	3.68	5.28	5.29						
55	1.97	2.64	2.59	1.93	2.90	2.93	2.15	2.56	2.15	1.69	2.17	2.19						
60	1.60	1.86	1.84	1.67	1.84	1.93	1.63	1.61	1.47	1.39	1.46	1.53						
65	1.31	1.75	1.89	1.81	1.83	1.71	1.28	1.26	1.23	1.16	1.21	1.25						
70	1.11	1.56	1.94	1.95	1.87	1.49	1.05	0.92	0.92	0.93	0.88	0.94						
75	0.25	0.83	0.91	0.23	0.97	0.85	0.22	0.55	0.42	0.23	0.46	0.39						
80	0.17	0.18	0.10	0.10	0.10	0.18	0.12	0.12	0.12	0.12	0.11	0.11						
85	0.12	0.05	0.04	0.05	0.04	0.05	0.06	0.05	0.05	0.05	0.04	0.05						
90	0.00	0.00	0.00	0.00	0.00	0.00	0.00	0.00	0.00	0.00	0.00	0.00						
95	0.00	0.00	0.00	0.00	0.00	0.00	0.00	0.00	0.00	0.00	0.00	0.00						
100	0.00	0.00	0.00	0.00	0.00	0.00	0.00	0.00	0.00	0.00	0.00	0.00						
105	0.00	0.00	0.00	0.00	0.00	0.00	0.00	0.00	0.00	0.00	0.00	0.00						
110	0.00	0.00	0.00	0.00	0.00	0.00	0.00	0.00	0.00	0.00	0.00	0.00						
115	0.00	0.00	0.00	0.00	0.00	0.00	0.00	0.00	0.00	0.00	0.00	0.00						
120	0.00	0.00	0.00	0.00	0.00	0.00	0.00	0.00	0.00	0.00	0.00	0.00						
125	0.00	0.00	0.00	0.00	0.00	0.00	0.00	0.00	0.00	0.00	0.00	0.00						
130	0.00	0.00	0.00	0.00	0.00	0.00	0.00	0.00	0.00	0.00	0.00	0.00						
135	0.00	0.00	0.00	0.00	0.00	0.00	0.00	0.00	0.00	0.00	0.00	0.00						
140	0.00	0.00	0.00	0.00	0.00	0.00	0.00	0.00	0.00	0.00	0.00	0.00						
145	0.00	0.00	0.00	0.00	0.00	0.00	0.00	0.00	0.00	0.00	0.00	0.00						
150	0.00	0.00	0.00	0.00	0.00	0.00	0.00	0.00	0.00	0.00	0.00	0.00						
155	0.00	0.00	0.00	0.00	0.00	0.00	0.00	0.00	0.00	0.00	0.00	0.00						
160	0.00	0.00	0.00	0.00	0.00	0.00	0.00	0.00	0.00	0.00	0.00	0.00						
165	0.00	0.00	0.00	0.00	0.00	0.00	0.00	0.00	0.00	0.00	0.00	0.00						
170	0.00	0.00	0.00	0.00	0.00	0.00	0.00	0.00	0.00	0.00	0.00	0.00						
175	0.00	0.00	0.00	0.00	0.00	0.00	0.00	0.00	0.00	0.00	0.00	0.00						
180	0.00	0.00	0.00	0.00	0.00	0.00	0.00	0.00	0.00	0.00	0.00	0.00						

C Range: 0 - 360DEG

C Interval: FOR A 60° LENS BEAM ANGLE

Test Speed: HIGH

Temperature:25.3℃

Operators:zoe

Test Date:2025-7-5

γ Range: 0 - 180DEG

γ Interval: 1.0DEG

Test System:EVERFINE GO-SPEX500_V1 SYSTEM V2.00.461

Humidity:65.0%

Test Distance:3.160m [K=1.0000]

Remarks: LAMP:BXRH-30G10T0-G-83 Ra:90

LENS:PM-1084C 50R

DRIVER:PUP20A-1WMC 600mA

30minutes warm-up