


Photometric report for Flanged and Flangeless Trim



Light Output Ratio:	67.9%	
Luminaire Power:	13.89 W	
SHR Nominal:	0.50	Calculated using the TM5
SHR Maximum:	0.65	fine grid method.

C Range: 0 - 360DEG
C Interval: FOR A 36° LENS BEAM ANGLE
Test Speed: HIGH
Temperature: 25.3
Operators: zoe
Test Date: 2025-7-5

Range: 0 - 180DEG
Interval: 1.0DEG
Test System: EVERFINE GO-SPEX500_V1 SYSTEM V2.00.461
Humidity: 65.0%
Test Distance: 3.160m [K=1.0000]
Remarks: LAMP: BXRH-30G10T0-G-83 Ra: 90
LENS: PM-1084B 36R
DRIVER: PUP20A-1WMC 600mA

30minutes warm-up

LUMINOUS INTENSITY DISTRIBUTION DIAGRAM

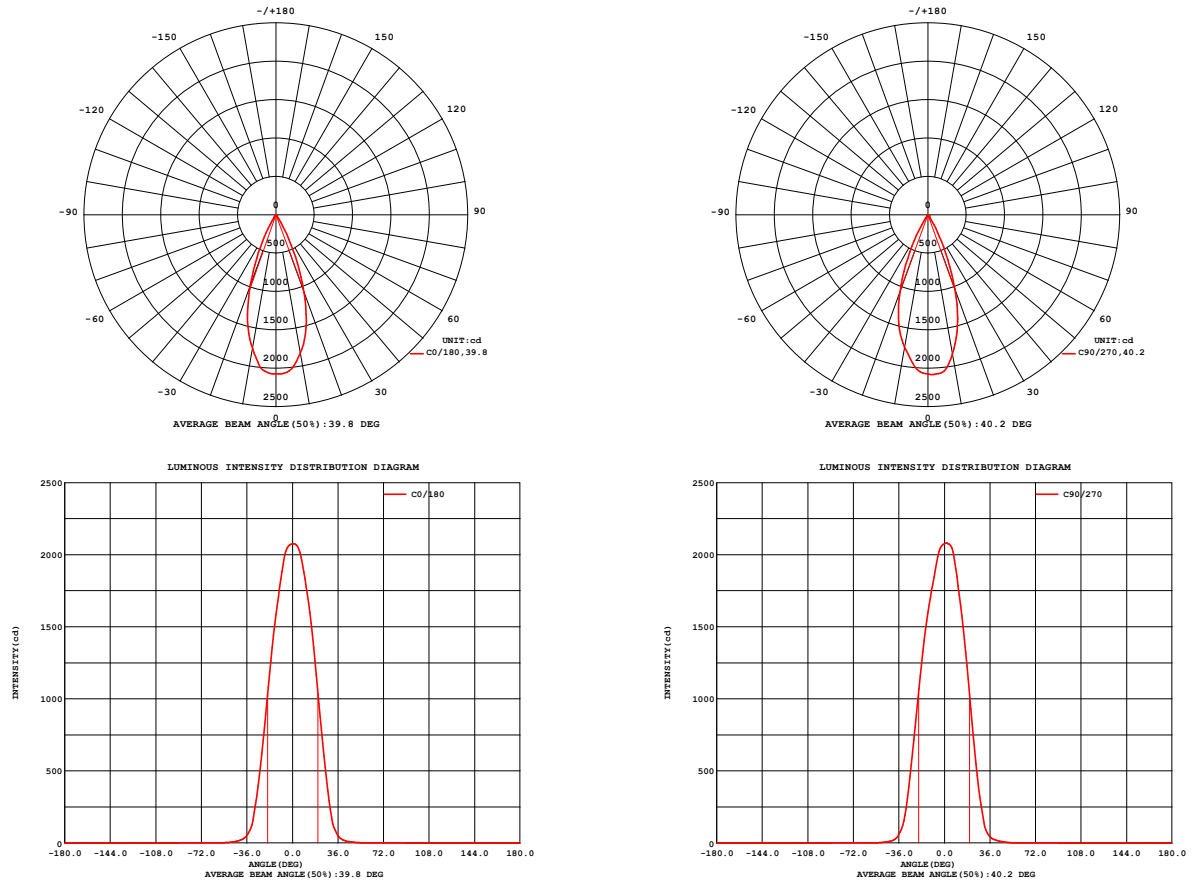


Fig. C0/C180

Fig. C90/C270

C Range: 0 - 360DEG
C Interval: FOR A 36° LENS BEAM ANGLE
Test Speed: HIGH
Temperature: 25.3
Operators: zoe
Test Date: 2025-7-5

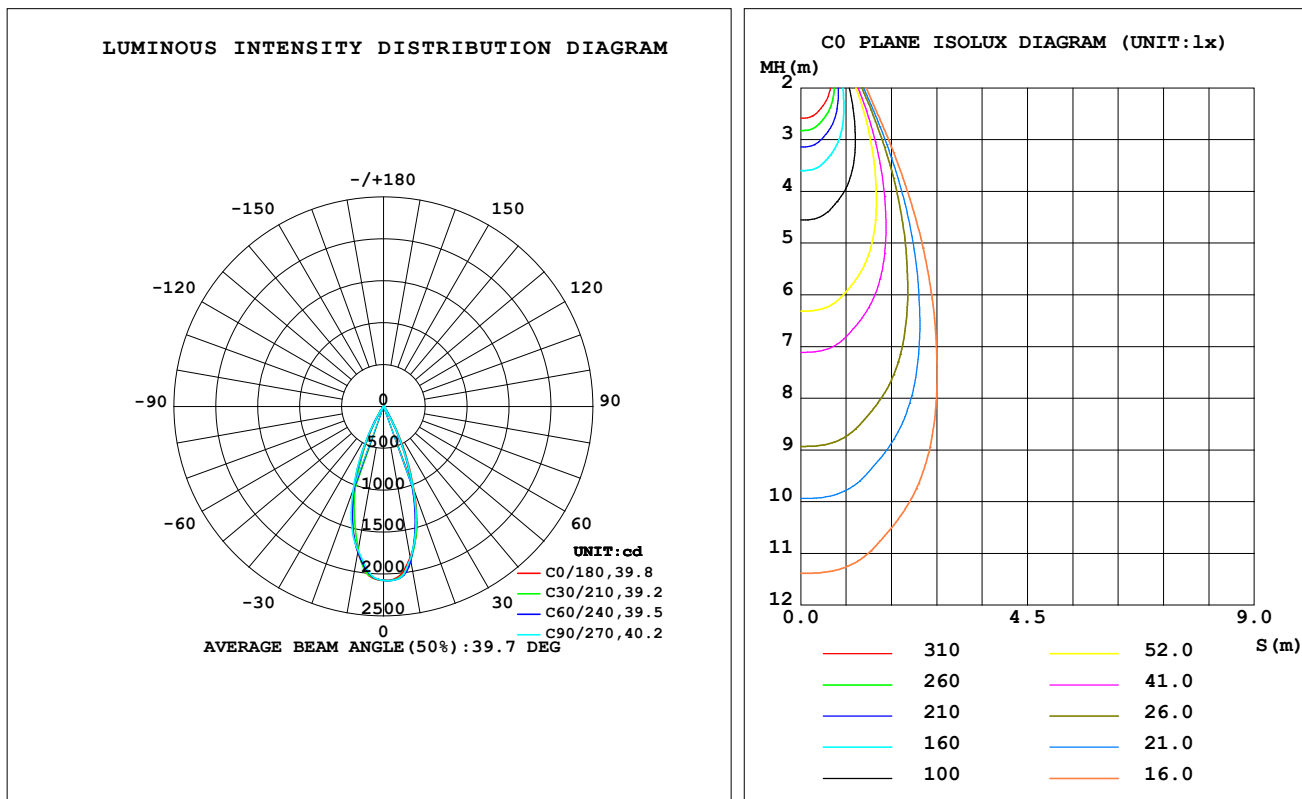
Range: 0 - 180DEG
Interval: 1.0DEG
Test System: EVERFINE GO-SPEX500_V1 SYSTEM V2.00.461
Humidity: 65.0%
Test Distance: 3.160m [K=1.0000]
Remarks: LAMP: BXRH-30G10T0-G-83 Ra: 90
LENS: PM-1084B 36R
DRIVER: PUP20A-1WMC 600mA

30minutes warm-up

LUMINAIRE PHOTOMETRIC TEST REPORT

Test:U:120.10V I:0.1166A P:13.887W PF:0.9907 Freq:59.98Hz Lamp Flux:1342.44x1 lm		
NAME: CTL-M-1.5S-30K-36-SQ-AD	TYPE:	WEIGHT:
SPEC.: 3000K	DIM.:	SERIAL No.: 2507050429
MFR.: MERCURY LIGHTING	SUR.: 0.001521m ²	Shielding Angle:

DATA OF LAMP		PHOTOMETRIC DATA				Eff: 65.67 lm/W
MODEL	Brideglux	I _{max} (cd)	2081	S/MH (C0/180)		0.61
NOMINAL POWER (W)	13	LOR (%)	67.9	S/MH (C90/270)		0.64
RATED VOLTAGE (V)	120	TOTAL FLUX (lm)	911.96	☒ UP, DN (C0-180)		0.0, 33.8
NOMINAL FLUX (lm)	1342.44	CIE CLASS	DIRECT	☒ UP, DN (C180-360)		0.0, 34.1
LAMPS INSIDE	1	☒ up (%)	0.0	CIBSE SHR NOM		0.50
TEST VOLTAGE (V)	120	☒ down (%)	67.9	CIBSE SHR MAX		0.65



C Range: 0 - 360DEG
 C Interval: FOR A 36° LENS BEAM ANGLE
 Test Speed: HIGH
 Temperature: 25.3
 Operators: zoe
 Test Date: 2025-7-5

Range: 0 - 180DEG
 Interval: 1.0DEG
 Test System: EVERFINE GO-SPEX500_V1 SYSTEM V2.00.461
 Humidity: 65.0%
 Test Distance: 3.160m [K=1.0000]
 Remarks: LAMP: BXRH-30G10T0-G-83 Ra: 90
 LENS: PM-1084B 36R
 DRIVER: PUP20A-1WMC 600mA

30minutes warm-up

ZONAL FLUX DIAGRAM
ZONAL FLUX DIAGRAM:

°	C0	C45	C90	C135	C180	C225	C270	C315	°	zone	total	%lum,lamp
10	1832	1868	1847	1826	1768	1749	1752	1791	0- 10	186.8	186.8	20.5,13.9
20	1068	1023	1029	964.8	988.3	1004	1070	1054	10- 20	396.0	582.7	63.9,43.4
30	230.6	225.9	209.0	213.1	212.2	242.4	243.7	275.0	20- 30	264.6	847.3	92.9,63.1
40	22.02	23.57	23.04	23.55	24.17	23.49	21.05	23.16	30- 40	52.36	899.7	98.7,67
50	4.049	5.070	4.172	5.344	4.096	4.601	3.143	4.642	40- 50	8.680	908.4	99.6,67.7
60	1.379	1.259	1.151	1.252	1.320	1.222	1.152	1.259	50- 60	1.988	910.4	99.8,67.8
70	0.9119	1.147	1.527	1.078	0.8124	0.7027	0.7442	0.7566	60- 70	1.060	911.4	99.9,67.9
80	0.1026	0.0839	0.0809	0.0799	0.0875	0.0901	0.1004	0.0939	70- 80	0.4950	911.9	100,67.9
90	0	0	0	0	0	0	0	0	80- 90	0.0431	912.0	100,67.9
100	0	0	0	0	0	0	0	0	90-100	0	912.0	100,67.9
110	0	0	0	0	0	0	0	0	100-110	0	912.0	100,67.9
120	0	0	0	0	0	0	0	0	110-120	0	912.0	100,67.9
130	0	0	0	0	0	0	0	0	120-130	0	912.0	100,67.9
140	0	0	0	0	0	0	0	0	130-140	0	912.0	100,67.9
150	0	0	0	0	0	0	0	0	140-150	0	912.0	100,67.9
160	0	0	0	0	0	0	0	0	150-160	0	912.0	100,67.9
170	0	0	0	0	0	0	0	0	160-170	0	912.0	100,67.9
180	0	0	0	0	0	0	0	0	170-180	0	912.0	100,67.9
DEG	LUMINOUS INTENSITY:cd									UNIT:lm		

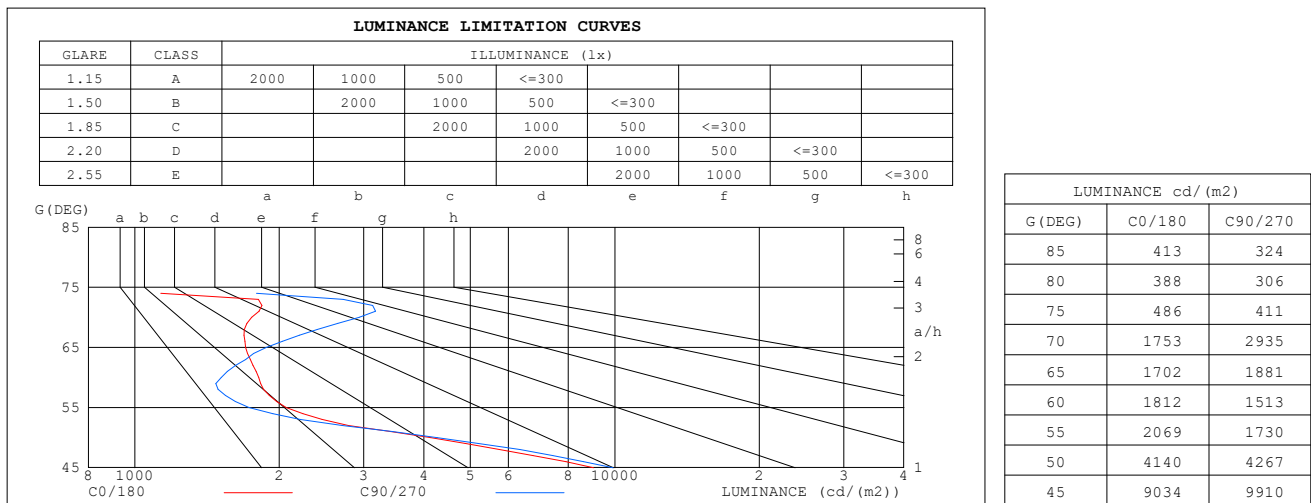
C Range: 0 - 360DEG
 C Interval: FOR A 36° LENS BEAM ANGLE
 Test Speed: HIGH
 Temperature:25.3
 Operators:zoe
 Test Date:2025-7-5

Range: 0 - 180DEG
 Interval: 1.0DEG
 Test System:EVERFINE GO-SPEX500_V1 SYSTEM V2.00.461
 Humidity:65.0%
 Test Distance:3.160m [K=1.0000]
 Remarks: LAMP:BXRH-30G10T0-G-83 Ra:90
 LENS:PM-1084B 36R
 DRIVER:PUP20A-1WMC 600mA

30minutes warm-up

LUMINANCE LIMITATION CURVES

Test: U:120.10V I:0.1166A P:13.887W PF:0.9907 Freq:59.98Hz Lamp Flux: 1342.44x1 lm		
NAME: CTL-M-1.5S-30K-36-SQ-AD	TYPE:	WEIGHT:
SPEC.: 3000K	DIM.:	SERIAL No.: 2507050429
MFR.: MERCURY LIGHTING	SUR.: 0.001521m2	Shielding Angle:



C Range: 0 - 360DEG
C Interval: FOR A 36° LENS BEAM ANGLE
Test Speed: HIGH
Temperature: 25.3
Operators: zoe
Test Date: 2025-7-5

Range: 0 - 180DEG
Interval: 1.0DEG
Test System: EVERFINE GO-SPEX500_V1 SYSTEM V2.00.461
Humidity: 65.0%
Test Distance: 3.160m [K=1.0000]
Remarks: LAMP: BXRH-30G10T0-G-83 Ra:90
 LENS: PM-1084B 36R
 DRIVER: PUP20A-1WMC 600mA

30minutes warm-up

30minutes warm-up

WEC AND CCEC

Test:U:120.10V I:0.1166A P:13.887W PF:0.9907 Freq:59.98Hz Lamp Flux:1342.44x1 lm		
NAME: CTL-M-1.5S-30K-36-SQ-AD	TYPE:	WEIGHT:
SPEC.: 3000K	DIM.:	SERIAL No.: 2507050429
MFR.: MERCURY LIGHTING	SUR.: 0.001521m2	Shielding Angle:

cc	80%			70%			50%			30%			10%			0
w	50%	30%	10%	50%	30%	10%	50%	30%	10%	50%	30%	10%	50%	30%	10%	0
fc	20%			20%			20%			20%			20%			0
RCR	RCR:Room Cavity Ratio						Wall Exitance Coefficients(WEC)									
0.0																
1.0	.103	.058	.019	.098	.056	.018	.090	.051	.016	.082	.047	.015	.075	.043	.014	
2.0	.096	.053	.016	.093	.051	.016	.086	.048	.015	.079	.044	.014	.073	.041	.013	
3.0	.091	.048	.014	.088	.047	.014	.082	.044	.013	.076	.042	.013	.071	.039	.012	
4.0	.086	.045	.013	.083	.043	.013	.078	.041	.012	.073	.039	.012	.069	.038	.011	
5.0	.081	.041	.012	.079	.041	.012	.075	.039	.011	.071	.037	.011	.067	.036	.011	
6.0	.078	.039	.011	.076	.038	.011	.072	.037	.011	.068	.035	.010	.065	.034	.010	
7.0	.074	.037	.010	.072	.036	.010	.069	.035	.010	.066	.034	.010	.063	.033	.010	
8.0	.071	.035	.010	.069	.034	.010	.066	.033	.009	.064	.032	.009	.061	.031	.009	
9.0	.068	.033	.009	.067	.033	.009	.064	.032	.009	.062	.031	.009	.059	.030	.009	
10.0	.065	.031	.009	.064	.031	.009	.062	.030	.009	.060	.030	.008	.058	.029	.008	

ꠁcc	80%			70%			50%			30%			10%			0
ꠁw	50%	30%	10%	50%	30%	10%	50%	30%	10%	50%	30%	10%	50%	30%	10%	0
ꠁfc	20%			20%			20%			20%			20%			0
RCR	RCR:Room Cavity Ratio						Ceiling Cavity Exitance Coefficients(CCEC)									
0.0	.129	.129	.129	.111	.111	.111	.075	.075	.075	.043	.043	.043	.014	.014	.014	
1.0	.115	.107	.100	.098	.092	.086	.067	.063	.059	.039	.037	.035	.012	.012	.011	
2.0	.103	.090	.079	.089	.078	.068	.061	.054	.048	.035	.031	.028	.011	.010	.009	
3.0	.094	.077	.064	.080	.066	.055	.055	.046	.039	.032	.027	.023	.010	.009	.007	
4.0	.086	.067	.052	.074	.058	.045	.051	.040	.032	.029	.024	.019	.009	.008	.006	
5.0	.079	.059	.043	.068	.051	.038	.047	.035	.027	.027	.021	.016	.009	.007	.005	
6.0	.074	.052	.036	.063	.045	.032	.044	.031	.022	.025	.019	.013	.008	.006	.004	
7.0	.069	.047	.031	.059	.040	.027	.041	.028	.019	.024	.017	.011	.008	.005	.004	
8.0	.065	.042	.027	.056	.037	.023	.039	.026	.016	.022	.015	.010	.007	.005	.003	
9.0	.061	.038	.023	.053	.033	.020	.037	.023	.014	.021	.014	.009	.007	.005	.003	
10.0	.058	.035	.020	.050	.031	.018	.035	.022	.013	.020	.013	.007	.007	.004	.002	

C Range: 0 - 360DEG
 C Interval: FOR A 36° LENS BEAM ANGLE
 Test Speed: HIGH
 Temperature:25.3
 Operators:zoe
 Test Date:2025-7-5

Range: 0 - 180DEG
 Interval: 1.0DEG
 Test System:EVERFINE GO-SPEX500_V1 SYSTEM V2.00.461
 Humidity:65.0%
 Test Distance:3.160m [K=1.0000]
 Remarks: LAMP:BXRH-30G10T0-G-83 Ra:90
 LENS:PM-1084B 36R
 DRIVER:PUP20A-1WMC 600mA

30minutes warm-up

UGR(Unified Glare Rating) Table

Test:U:120.10V I:0.1166A P:13.887W PF:0.9907 Freq:59.98Hz Lamp Flux:1342.44x1 lm										
NAME: CTL-M-1.5S-30K-36-SQ-AD					TYPE:			WEIGHT:		
SPEC.: 3000K					DIM.:			SERIAL No.: 2507050429		
MFR.: MERCURY LIGHTING					SUR.: 0.001521m2			Shielding Angle:		
ceiling/cavity	0.7	0.7	0.5	0.5	0.3	0.7	0.7	0.5	0.5	0.3
walls	0.5	0.3	0.5	0.3	0.3	0.5	0.3	0.5	0.3	0.3
working plane	0.2	0.2	0.2	0.2	0.2	0.2	0.2	0.2	0.2	0.2
Room dimensions	Viewed crosswise					Viewed endwise				
x = 2H y = 2H	12.0	12.8	12.2	12.9	13.1	11.2	12.0	11.4	12.1	12.3
3H	11.9	12.6	12.2	12.8	13.0	11.2	11.9	11.4	12.0	12.2
4H	11.9	12.5	12.1	12.7	12.9	11.1	11.8	11.4	12.0	12.2
6H	11.8	12.4	12.1	12.6	12.9	11.0	11.7	11.3	11.9	12.1
8H	11.7	12.3	12.0	12.6	12.8	11.0	11.6	11.3	11.8	12.1
12H	11.7	12.3	12.0	12.5	12.8	11.0	11.5	11.3	11.8	12.1
4H 2H	11.8	12.5	12.1	12.7	12.9	11.0	11.7	11.3	11.9	12.1
3H	11.7	12.3	12.0	12.6	12.8	11.0	11.6	11.3	11.8	12.1
4H	11.6	12.2	12.0	12.5	12.8	11.0	11.5	11.3	11.8	12.1
6H	11.6	12.0	11.9	12.3	12.7	10.9	11.3	11.2	11.7	12.0
8H	11.5	11.9	11.9	12.3	12.6	10.8	11.3	11.2	11.6	12.0
12H	11.4	11.8	11.9	12.2	12.6	10.8	11.2	11.2	11.5	11.9
8H 4H	11.5	12.0	11.9	12.3	12.7	10.8	11.3	11.2	11.6	12.0
6H	11.4	11.8	11.8	12.2	12.6	10.7	11.1	11.2	11.5	11.9
8H	11.4	11.7	11.8	12.1	12.5	10.7	11.0	11.1	11.4	11.8
12H	11.3	11.6	11.8	12.0	12.5	10.6	10.9	11.1	11.3	11.8
12H 4H	11.5	11.9	11.9	12.2	12.6	10.8	11.2	11.2	11.6	11.9
6H	11.4	11.7	11.8	12.1	12.5	10.7	11.0	11.1	11.4	11.8
8H	11.3	11.6	11.8	12.0	12.5	10.6	10.9	11.1	11.3	11.8
Variations with the observer position at spacings(CIE Pub.117) :										
S = 1.0H	+ 3.7 / - 7.2					+ 3.2 / - 6.3				
1.5H	+ 5.7 / - 6.2					+ 5.0 / - 5.1				
2.0H	+ 4.8 / - 3.4					+ 5.1 / - 5.2				

CIE Pub.117, 1342 lm Total Lamp Luminous Flux Correct (8log(F/F0) = 1.0)
 Area: 0.001521 m2

C Range: 0 - 360DEG
 C Interval: FOR A 36° LENS BEAM ANGLE
 Test Speed: HIGH
 Temperature:25.3
 Operators:zoe
 Test Date:2025-7-5

Range: 0 - 180DEG
 Interval: 1.0DEG
 Test System:EVERFINE GO-SPEX500_V1 SYSTEM V2.00.461
 Humidity:65.0%
 Test Distance:3.160m [K=1.0000]
 Remarks: LAMP:BXRH-30G10T0-G-83 Ra:90
 LENS:PM-1084B 36R
 DRIVER:PUP20A-1WMC 600mA

30minutes warm-up

UTILIZATION FACTORS TABLE

Test: U:120.10V I:0.1166A P:13.887W PF:0.9907 Freq:59.98Hz Lamp Flux: 1342.44x1 lm		
NAME: CTL-M-1.5S-30K-36-SQ-AD	TYPE:	WEIGHT:
SPEC.: 3000K	DIM.:	SERIAL No.: 2507050429
MFR.: MERCURY LIGHTING	SUR.: 0.001521m2	Shielding Angle:

REFLECTANCE										
Ceiling	0.8	0.8	0.8	0.7	0.7	0.7	0.5	0.5	0.5	0
Walls	0.7	0.5	0.3	0.7	0.5	0.3	0.7	0.5	0.3	0
Working plane	0.2	0.2	0.2	0.2	0.2	0.2	0.2	0.2	0.2	0
ROOM INDEX	UTILIZATION FACTORS (PERCENT) $k(RI) \times RCR = 5$									
k = 0.60	62	58	55	61	58	55	61	57	55	53
0.80	66	63	61	66	63	60	65	62	60	58
1.00	69	66	63	68	65	63	67	65	63	60
1.25	71	68	66	71	68	66	69	67	65	63
1.50	73	70	68	72	70	68	71	69	67	64
2.00	75	72	70	74	71	69	72	70	68	65
2.50	76	73	71	74	72	71	72	71	69	66
3.00	76	74	73	75	73	72	73	72	70	66
4.00	78	76	75	76	75	74	74	73	72	67
5.00	79	77	76	77	76	75	74	74	73	68
ROOM INDEX	UF (total)									Direct
According to DIN EN 13032-2 2004			Suspended					SHRNOM = 1.25		

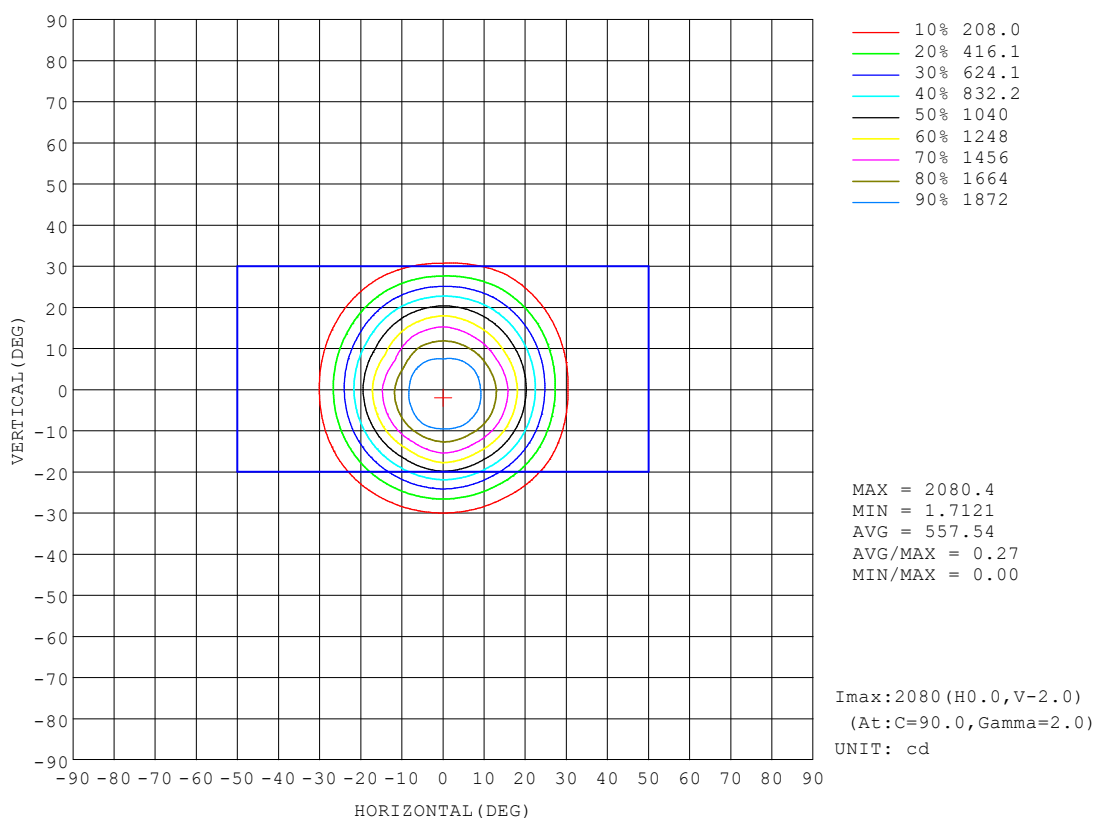
C Range: 0 - 360DEG
C Interval: FOR A 36° LENS BEAM ANGLE
Test Speed: HIGH
Temperature: 25.3
Operators: zoe
Test Date: 2025-7-5

Range: 0 - 180DEG
Interval: 1.0DEG
Test System: EVERFINE GO-SPEX500_V1 SYSTEM V2.00.461
Humidity: 65.0%
Test Distance: 3.160m [K=1.0000]
Remarks: LAMP: BXRH-30G10T0-G-83 Ra:90
 LENS: PM-1084B 36R
 DRIVER: PUP20A-1WMC 600mA

30minutes warm-up

ISOCANDELA DIAGRAM

Test:U:120.10V I:0.1166A P:13.887W PF:0.9907 Freq:59.98Hz Lamp Flux:1342.44x1 lm		
NAME: CTL-M-1.5S-30K-36-SQ-AD	TYPE:	WEIGHT:
SPEC.: 3000K	DIM.:	SERIAL No.: 2507050429
MFR.: MERCURY LIGHTING	SUR.: 0.001521m2	Shielding Angle:



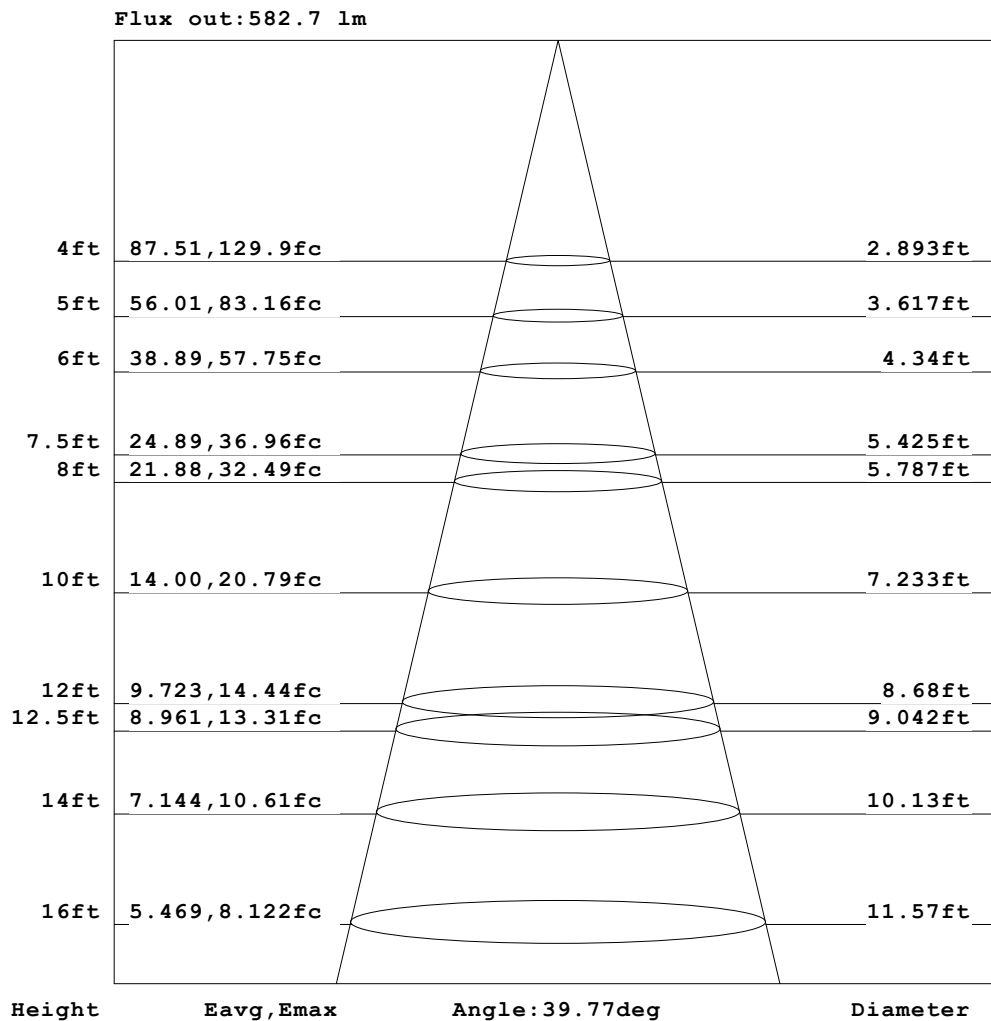
C Range: 0 - 360DEG
 C Interval: FOR A 36° LENS BEAM ANGLE
 Test Speed: HIGH
 Temperature:25.3
 Operators:zoe
 Test Date:2025-7-5

Range: 0 - 180DEG
 Interval: 1.0DEG
 Test System:EVERFINE GO-SPEX500_V1 SYSTEM V2.00.461
 Humidity:65.0%
 Test Distance:3.160m [K=1.0000]
 Remarks: LAMP:BXRH-30G10T0-G-83 Ra:90
 LENS:PM-1084B 36R
 DRIVER:PUP20A-1WMC 600mA

30minutes warm-up

AAI Figure

Test:U:120.10V I:0.1166A P:13.887W PF:0.9907 Freq:59.98Hz Lamp Flux:1342.44x1 lm		
NAME: CTL-M-1.5S-30K-36-SQ-AD	TYPE:	WEIGHT:
SPEC.: 3000K	DIM.:	SERIAL No.: 2507050429
MFR.: MERCURY LIGHTING	SUR.: 0.001521m2	Shielding Angle:



Note: The Curves indicate the illuminated area and the average illumination when the luminaire is at different distance.

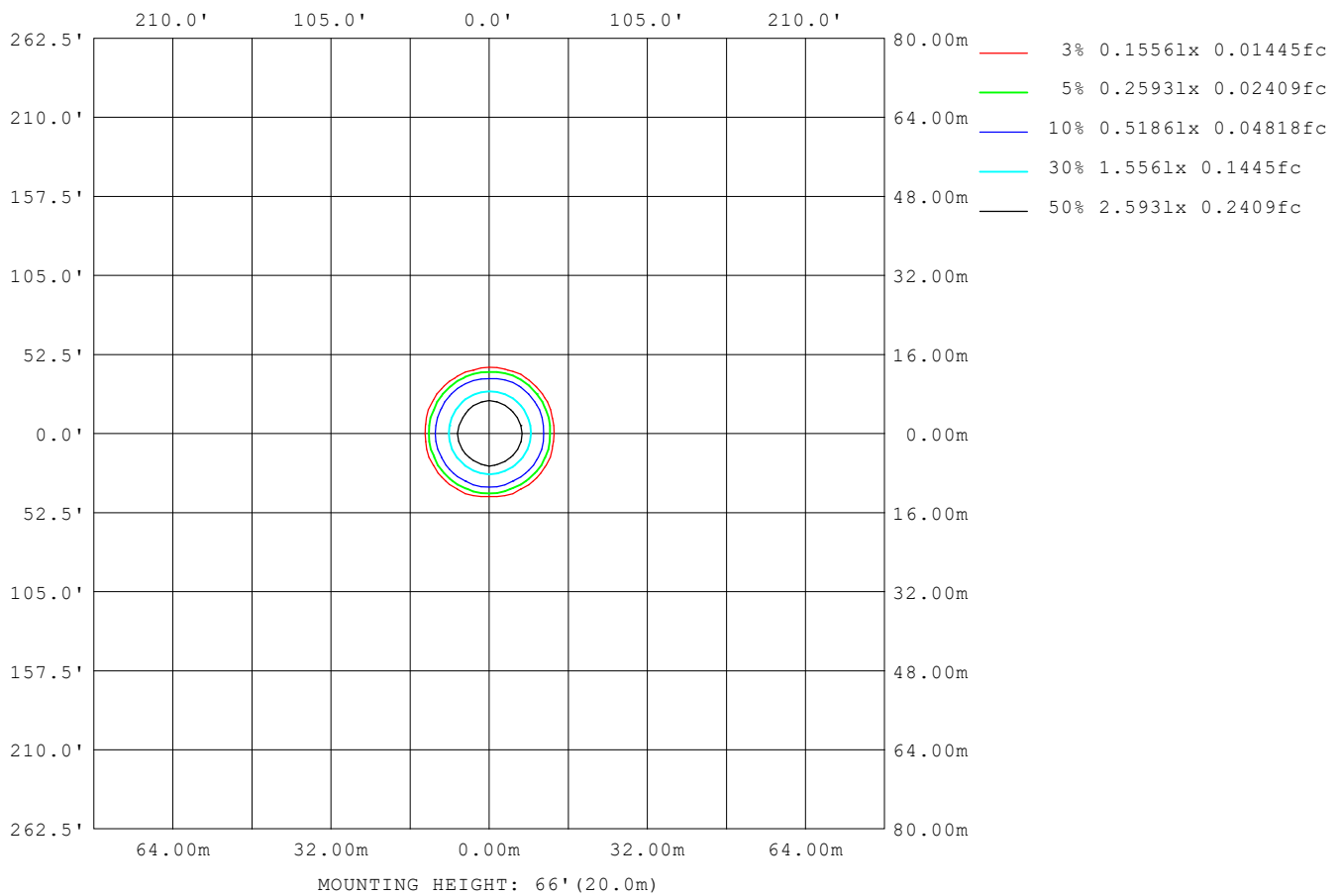
C Range: 0 - 360DEG
 C Interval: FOR A 36° LENS BEAM ANGLE
 Test Speed: HIGH
 Temperature: 25.3
 Operators: zoe
 Test Date: 2025-7-5

Range: 0 - 180DEG
 Interval: 1.0DEG
 Test System: EVERFINE GO-SPEX500_V1 SYSTEM V2.00.461
 Humidity: 65.0%
 Test Distance: 3.160m [K=1.0000]
 Remarks: LAMP: BXRH-30G10T0-G-83 Ra: 90
 LENS: PM-1084B 36R
 DRIVER: PUP20A-1WMC 600mA

30minutes warm-up

ISOLUX DIAGRAM

Test: U:120.10V I:0.1166A P:13.887W PF:0.9907 Freq:59.98Hz Lamp Flux: 1342.44x1 lm		
NAME: CTL-M-1.5S-30K-36-SQ-AD	TYPE:	WEIGHT:
SPEC.: 3000K	DIM.:	SERIAL No.: 2507050429
MFR.: MERCURY LIGHTING	SUR.: 0.001521m2	Shielding Angle:



C Range: 0 - 360DEG
C Interval: FOR A 36° LENS BEAM ANGLE
Test Speed: HIGH
Temperature: 25.3
Operators: zoe
Test Date: 2025-7-5

Range: 0 - 180DEG
Interval: 1.0DEG
Test System: EVERFINE GO-SPEX500_V1 SYSTEM V2.00.461
Humidity: 65.0%
Test Distance: 3.160m [K=1.0000]
Remarks: LAMP: BXRH-30G10T0-G-83 Ra:90
 LENS: PM-1084B 36R
 DRIVER: PUP20A-1WMC 600mA

30minutes warm-up

LED Avg.L Report

Test:U:120.10V I:0.1166A P:13.887W PF:0.9907 Freq:59.98Hz Lamp Flux:1342.44x1 lm		
NAME: CTL-M-1.5S-30K-36-SQ-AD	TYPE:	WEIGHT:
SPEC.: 3000K	DIM.:	SERIAL No.: 2507050429
MFR.: MERCURY LIGHTING	SUR.: 0.001521m2	Shielding Angle:

AvgL	cd/m2
L_0~180 (65) av	1621
L_0~180 (75) av	446
L_0~180 (85) av	357
L_90~270 (65) av	1675
L_90~270 (75) av	446
L_90~270 (85) av	321
L_45 (65) av	1647
L_45 (75) av	1446
L_45 (85) av	241

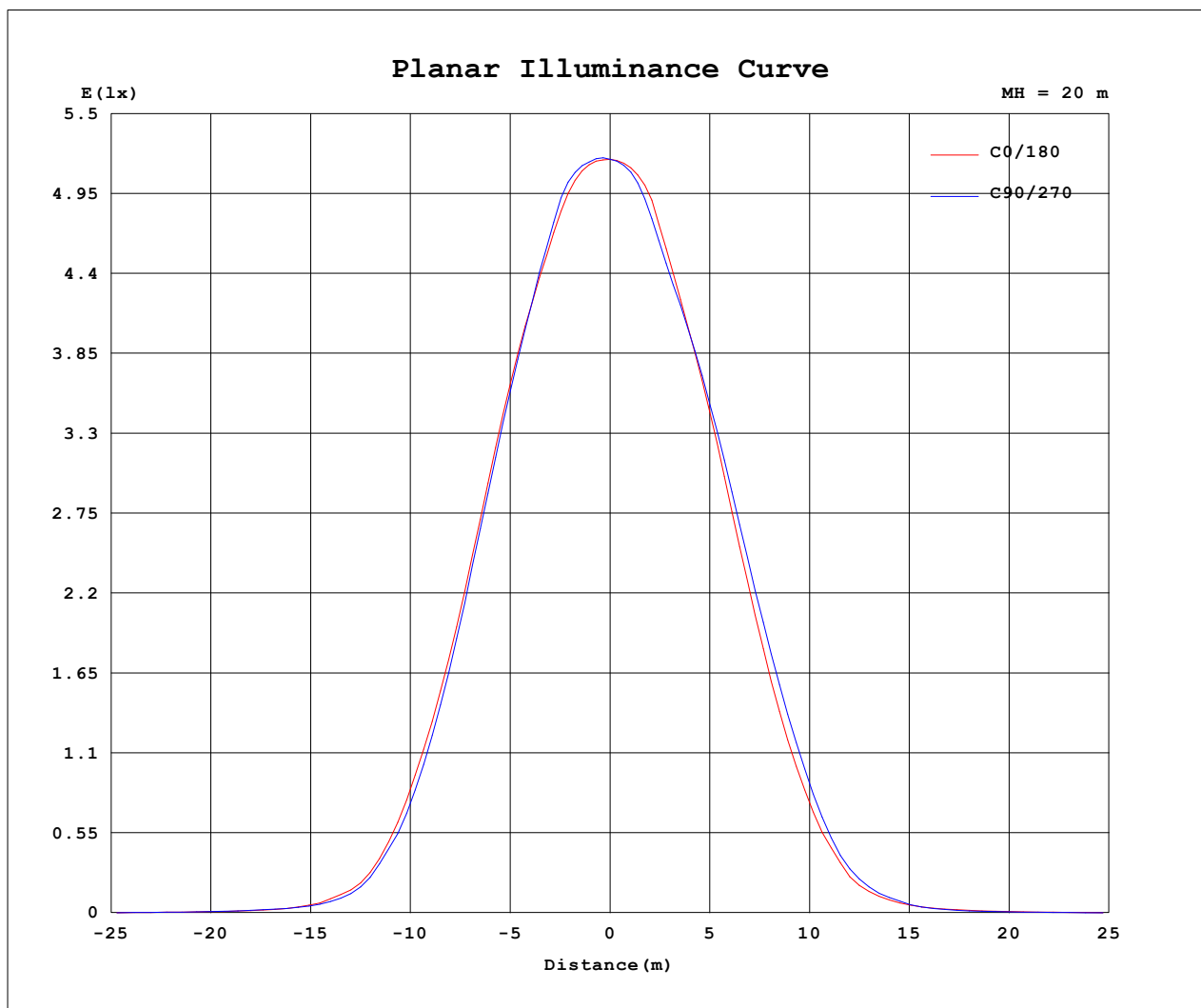
Standard: GB/T 29293-2012

C Range: 0 - 360DEG
 C Interval: FOR A 36° LENS BEAM ANGLE
 Test Speed: HIGH
 Temperature:25.3
 Operators:zoe
 Test Date:2025-7-5

Range: 0 - 180DEG
 Interval: 1.0DEG
 Test System:EVERFINE GO-SPEX500_V1 SYSTEM V2.00.461
 Humidity:65.0%
 Test Distance:3.160m [K=1.0000]
 Remarks: LAMP:BXRH-30G10T0-G-83 Ra:90
 LENS:PM-1084B 36R
 DRIVER:PUP20A-1WMC 600mA

30minutes warm-up

Planar Illuminance Curve



C Range: 0 - 360DEG
C Interval: FOR A 36° LENS BEAM ANGLE
Test Speed: HIGH
Temperature: 25.3
Operators: zoe
Test Date: 2025-7-5

Range: 0 - 180DEG
Interval: 1.0DEG
Test System: EVERFINE GO-SPEX500_V1 SYSTEM V2.00.461
Humidity: 65.0%
Test Distance: 3.160m [K=1.0000]
Remarks: LAMP: BXRH-30G10T0-G-83 Ra: 90
LENS: PM-1084B 36R
DRIVER: PUP20A-1WMC 600mA

30minutes warm-up

LUMINOUS DISTRIBUTION INTENSITY DATA

Test:U:120.10V I:0.1166A P:13.887W PF:0.9907 Freq:59.98Hz Lamp Flux:1342.44x1 lm		
NAME: CTL-M-1.5S-30K-36-SQ-AD	TYPE:	WEIGHT:
SPEC.: 3000K	DIM.:	SERIAL No.: 2507050429
MFR.: MERCURY LIGHTING	SUR.: 0.001521m2	Shielding Angle:

Table--1

UNIT: cd

C (DEG) (DEG)	0	30	60	90	120	150	180	210	240	270	300	330						
0	2075	2075	2075	2075	2075	2075	2075	2075	2075	2075	2075	2075						
5	2040	2057	2063	2062	2055	2042	2026	2020	2000	1988	2016	2033						
10	1832	1865	1871	1847	1850	1802	1768	1738	1761	1752	1774	1808						
15	1522	1519	1470	1496	1426	1435	1437	1351	1444	1473	1439	1448						
20	1068	1042	1004	1029	962	967	988	973	1035	1070	1060	1049						
25	606	587	544	550	531	531	543	560	617	631	653	630						
30	231	244	208	209	208	218	212	227	257	244	286	264						
35	70.6	65.4	64.4	57.0	64.4	60.6	64.8	71.1	68.3	77.5	78.5	76.5						
40	22.0	24.1	23.0	23.0	22.7	24.4	24.2	23.4	23.6	21.1	24.2	22.1						
45	9.72	10.8	11.2	10.7	11.3	11.4	10.1	10.5	9.74	8.55	9.91	10.0						
50	4.05	4.99	5.15	4.17	5.29	5.40	4.10	4.80	4.40	3.14	4.53	4.75						
55	1.81	2.14	1.99	1.51	2.08	2.15	1.90	2.02	1.76	1.46	1.86	1.99						
60	1.38	1.30	1.22	1.15	1.22	1.29	1.32	1.27	1.17	1.15	1.21	1.31						
65	1.09	1.13	1.16	1.21	1.14	1.06	0.99	0.97	0.96	0.94	0.99	1.06						
70	0.91	1.04	1.26	1.53	1.21	0.95	0.81	0.70	0.71	0.74	0.72	0.80						
75	0.19	0.67	0.83	0.16	0.70	0.50	0.16	0.33	0.27	0.19	0.41	0.50						
80	0.10	0.09	0.08	0.08	0.08	0.08	0.09	0.09	0.09	0.10	0.10	0.09						
85	0.05	0.04	0.03	0.04	0.03	0.04	0.04	0.03	0.03	0.04	0.04	0.03						
90	0.00	0.00	0.00	0.00	0.00	0.00	0.00	0.00	0.00	0.00	0.00	0.00						
95	0.00	0.00	0.00	0.00	0.00	0.00	0.00	0.00	0.00	0.00	0.00	0.00						
100	0.00	0.00	0.00	0.00	0.00	0.00	0.00	0.00	0.00	0.00	0.00	0.00						
105	0.00	0.00	0.00	0.00	0.00	0.00	0.00	0.00	0.00	0.00	0.00	0.00						
110	0.00	0.00	0.00	0.00	0.00	0.00	0.00	0.00	0.00	0.00	0.00	0.00						
115	0.00	0.00	0.00	0.00	0.00	0.00	0.00	0.00	0.00	0.00	0.00	0.00						
120	0.00	0.00	0.00	0.00	0.00	0.00	0.00	0.00	0.00	0.00	0.00	0.00						
125	0.00	0.00	0.00	0.00	0.00	0.00	0.00	0.00	0.00	0.00	0.00	0.00						
130	0.00	0.00	0.00	0.00	0.00	0.00	0.00	0.00	0.00	0.00	0.00	0.00						
135	0.00	0.00	0.00	0.00	0.00	0.00	0.00	0.00	0.00	0.00	0.00	0.00						
140	0.00	0.00	0.00	0.00	0.00	0.00	0.00	0.00	0.00	0.00	0.00	0.00						
145	0.00	0.00	0.00	0.00	0.00	0.00	0.00	0.00	0.00	0.00	0.00	0.00						
150	0.00	0.00	0.00	0.00	0.00	0.00	0.00	0.00	0.00	0.00	0.00	0.00						
155	0.00	0.00	0.00	0.00	0.00	0.00	0.00	0.00	0.00	0.00	0.00	0.00						
160	0.00	0.00	0.00	0.00	0.00	0.00	0.00	0.00	0.00	0.00	0.00	0.00						
165	0.00	0.00	0.00	0.00	0.00	0.00	0.00	0.00	0.00	0.00	0.00	0.00						
170	0.00	0.00	0.00	0.00	0.00	0.00	0.00	0.00	0.00	0.00	0.00	0.00						
175	0.00	0.00	0.00	0.00	0.00	0.00	0.00	0.00	0.00	0.00	0.00	0.00						
180	0.00	0.00	0.00	0.00	0.00	0.00	0.00	0.00	0.00	0.00	0.00	0.00						

C Range: 0 - 360DEG

C Interval: FOR A 36° LENS BEAM ANGLE

Test Speed: HIGH

Temperature:25.3

Operators:zoe

Test Date:2025-7-5

Range: 0 - 180DEG

Interval: 1.0DEG

Test System:EVERFINE GO-SPEX500_V1 SYSTEM V2.00.461

Humidity:65.0%

Test Distance:3.160m [K=1.0000]

Remarks: LAMP:BXRH-30G10T0-G-83 Ra:90

LENS:PM-1084B 36R

DRIVER:PUP20A-1WMC 600mA

30minutes warm-up