


Photometric report for Flanged and Flangeless Trim



Light Output Ratio:	75.8%	
Luminaire Power:	13.7 W	
SHR Nominal:	0.50	Calculated using the TM5
SHR Maximum:	0.50	fine grid method.

C Range: 0 - 360DEG  
C Interval: FOR A 24° LENS BEAM ANGLE  
Test Speed: HIGH  
Temperature:25.3  
Operators:zoe  
Test Date:2025-7-03

Range: 0 - 180DEG  
Interval: 1.0DEG  
Test System:EVERFINE GO-SPEX500\_V1 SYSTEM V2.00.461  
Humidity:65.0%  
Test Distance:3.160m [K=1.0000]  
Remarks: LAMP:BXRH-30G10T0-G-83 Ra:90  
LENS:PM-1084A 24R  
DRIVER:PUP20A-1WMC 600mA  
30minutes warm-up

LUMINOUS INTENSITY DISTRIBUTION DIAGRAM

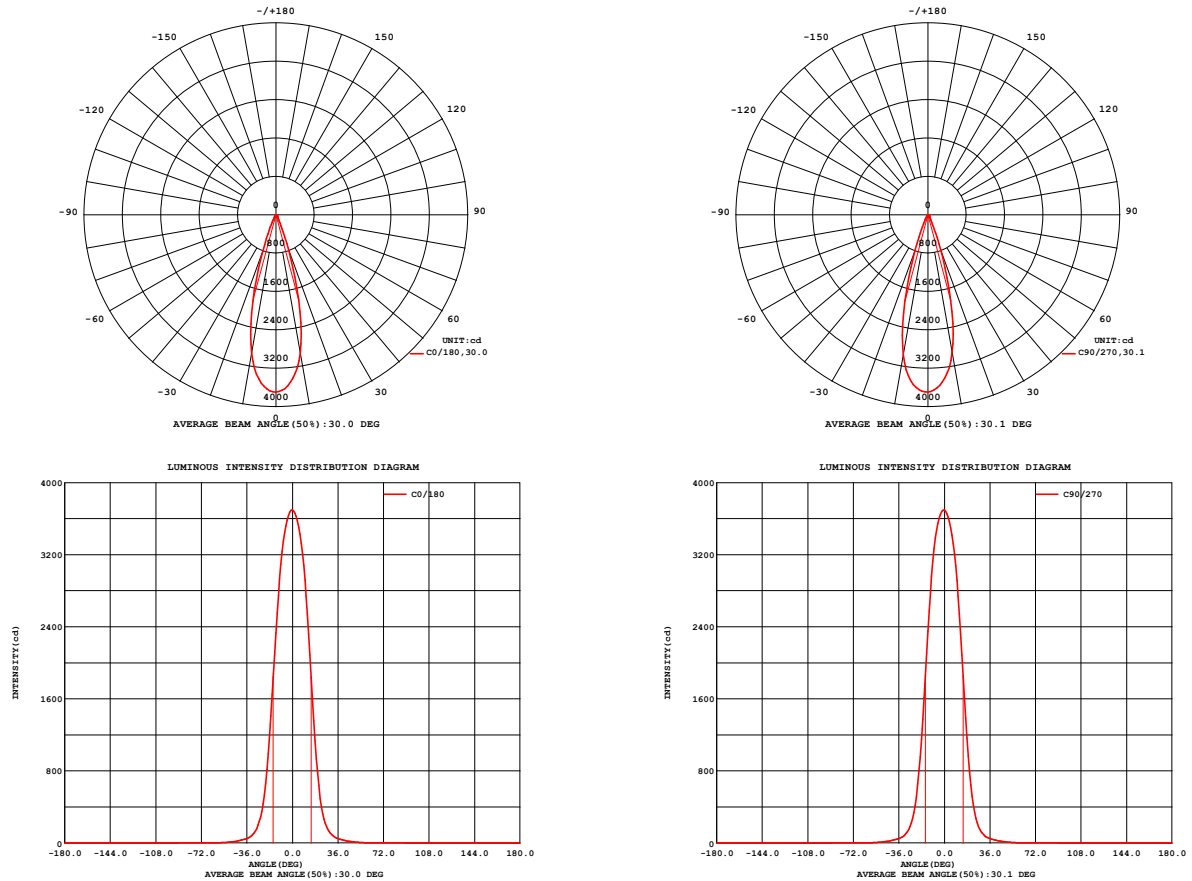


Fig. C0/C180

Fig. C90/C270

C Range: 0 - 360DEG  
C Interval: FOR A 24° LENS BEAM ANGLE  
Test Speed: HIGH  
Temperature: 25.3  
Operators: zoe  
Test Date: 2025-7-03

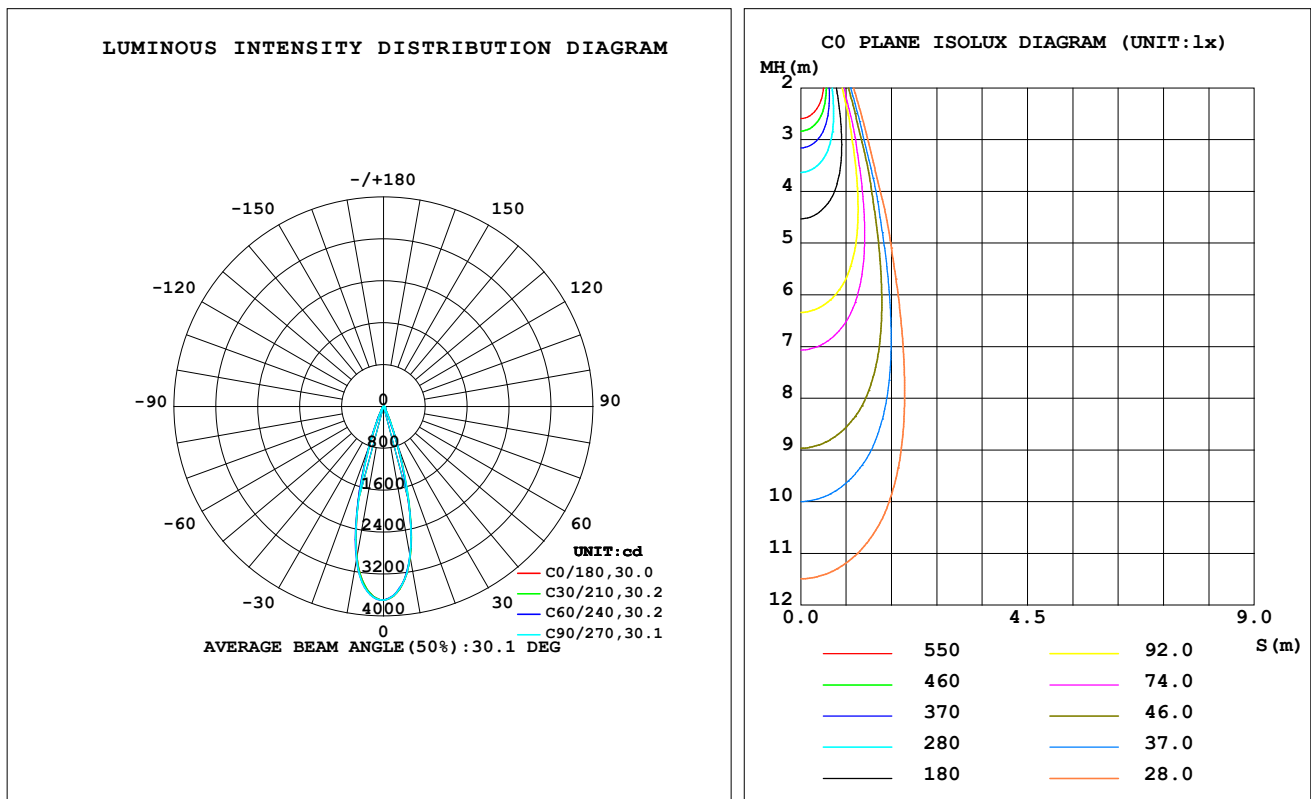
Range: 0 - 180DEG  
Interval: 1.0DEG  
Test System: EVERFINE GO-SPEX500\_V1 SYSTEM V2.00.461  
Humidity: 65.0%  
Test Distance: 3.160m [K=1.0000]  
Remarks: LAMP: BXRH-30G10T0-G-83 Ra: 90  
LENS: PM-1084A 24R  
DRIVER: PUP20A-1WMC 600mA

30minutes warm-up

## LUMINAIRE PHOTOMETRIC TEST REPORT

Test:U:120.08V I:0.1150A P:13.699W PF:0.9903 Freq:59.98Hz Lamp Flux:1342.44x1 lm		
NAME: CTL-M-1.5S-30K-24-RD-FX	TYPE:	WEIGHT:
SPEC.: 3000K	DIM.:	SERIAL No.: 2507030416
MFR.: MERCURY LIGHTING	SUR.: 0.001256m2	Shielding Angle:

DATA OF LAMP		PHOTOMETRIC DATA Eff: 74.29 lm/W			
MODEL	Brideglux	I <sub>max</sub> (cd)	3695	S/MH (C0/180)	0.48
NOMINAL POWER (W)	13	LOR (%)	75.8	S/MH (C90/270)	0.47
RATED VOLTAGE (V)	120	TOTAL FLUX (lm)	1017.8	☒ UP, DN (C0-180)	0.0, 37.8
NOMINAL FLUX (lm)	1342.44	CIE CLASS	DIRECT	☒ UP, DN (C180-360)	0.0, 38.0
LAMPS INSIDE	1	☒ up (%)	0.0	CIBSE SHR NOM	0.50
TEST VOLTAGE (V)	120	☒ down (%)	75.8	CIBSE SHR MAX	0.50



C Range: 0 - 360DEG  
 C Interval: FOR A 24° LENS BEAM ANGLE  
 Test Speed: HIGH  
 Temperature: 25.3  
 Operators: zoe  
 Test Date: 2025-7-03

Range: 0 - 180DEG  
 Interval: 1.0DEG  
 Test System: EVERFINE GO-SPEX500\_V1 SYSTEM V2.00.461  
 Humidity: 65.0%  
 Test Distance: 3.160m [K=1.0000]  
 Remarks: LAMP: BXRH-30G10T0-G-83 Ra: 90  
 LENS: PM-1084A 24R  
 DRIVER: PUP20A-1WMC 600mA

30minutes warm-up

**ZONAL FLUX DIAGRAM**
**ZONAL FLUX DIAGRAM:**

°	C0	C45	C90	C135	C180	C225	C270	C315	°	zone	total	%lum,lamp
10	2920	2920	2916	2933	2929	2960	2960	2949	0- 10	317.9	317.9	31.2,23.7
20	788.6	788.8	786.7	823.2	813.9	812.0	804.5	790.6	10- 20	494.0	811.9	79.8,60.5
30	109.8	109.1	107.6	113.8	113.4	107.1	107.0	113.5	20- 30	146.5	958.4	94.2,71.4
40	32.88	33.11	33.36	32.82	31.99	31.88	32.52	33.31	30- 40	37.53	996.0	97.9,74.2
50	9.986	9.969	9.883	9.732	9.415	9.651	9.992	9.989	40- 50	14.72	1011	99.3,75.3
60	2.215	2.183	2.118	2.059	2.018	2.045	2.106	2.164	50- 60	4.431	1015	99.7,75.6
70	1.199	1.197	1.180	1.152	1.139	1.137	1.150	1.167	60- 70	1.570	1017	99.9,75.7
80	0.4890	0.4687	0.4667	0.4452	0.4582	0.4509	0.4677	0.4617	70- 80	0.8338	1018	100,75.8
90	0	0	0	0	0	0	0	0	80- 90	0.2313	1018	100,75.8
100	0	0	0	0	0	0	0	0	90-100	0	1018	100,75.8
110	0	0	0	0	0	0	0	0	100-110	0	1018	100,75.8
120	0	0	0	0	0	0	0	0	110-120	0	1018	100,75.8
130	0	0	0	0	0	0	0	0	120-130	0	1018	100,75.8
140	0	0	0	0	0	0	0	0	130-140	0	1018	100,75.8
150	0	0	0	0	0	0	0	0	140-150	0	1018	100,75.8
160	0	0	0	0	0	0	0	0	150-160	0	1018	100,75.8
170	0	0	0	0	0	0	0	0	160-170	0	1018	100,75.8
180	0	0	0	0	0	0	0	0	170-180	0	1018	100,75.8
DEG	LUMINOUS INTENSITY:cd									UNIT:lm		

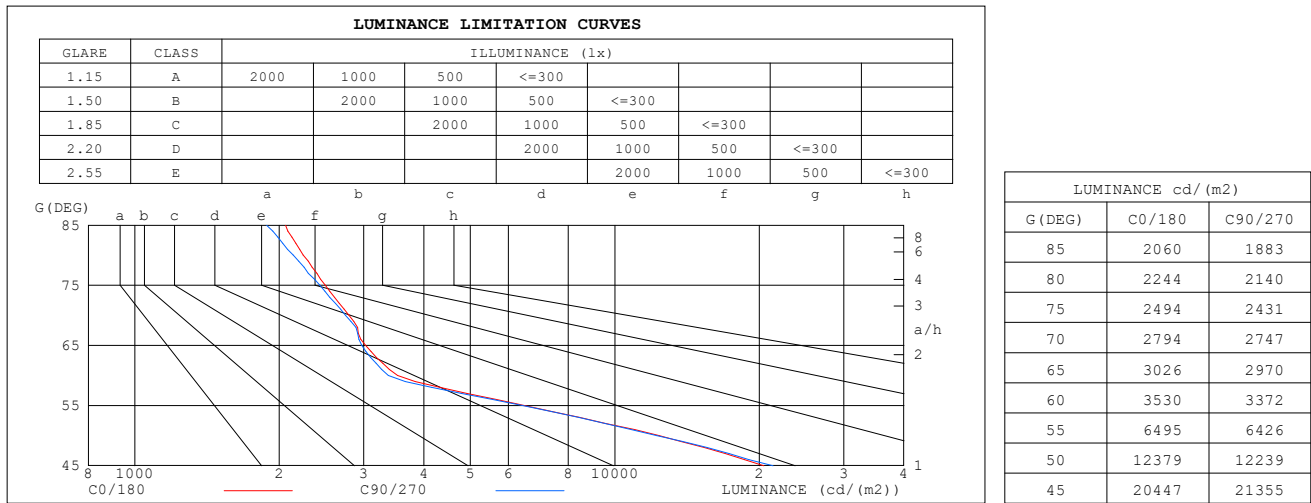
C Range: 0 - 360DEG  
 C Interval: FOR A 24° LENS BEAM ANGLE  
 Test Speed: HIGH  
 Temperature:25.3  
 Operators:zoe  
 Test Date:2025-7-03

Range: 0 - 180DEG  
 Interval: 1.0DEG  
 Test System:EVERFINE GO-SPEX500\_V1 SYSTEM V2.00.461  
 Humidity:65.0%  
 Test Distance:3.160m [K=1.0000]  
 Remarks: LAMP:BXRH-30G10T0-G-83 Ra:90  
 LENS:PM-1084A 24R  
 DRIVER:PUP20A-1WMC 600mA

30minutes warm-up

LUMINANCE LIMITATION CURVES

Test:U:120.08V I:0.1150A P:13.699W PF:0.9903 Freq:59.98Hz Lamp Flux:1342.44x1 lm		
NAME: CTL-M-1.5S-30K-24-RD-FX	TYPE:	WEIGHT:
SPEC.: 3000K	DIM.:	SERIAL No.: 2507030416
MFR.: MERCURY LIGHTING	SUR.: 0.001256m2	Shielding Angle:



C Range: 0 - 360DEG  
C Interval: FOR A 24° LENS BEAM ANGLE  
Test Speed: HIGH  
Temperature:25.3  
Operators:zoe  
Test Date:2025-7-03

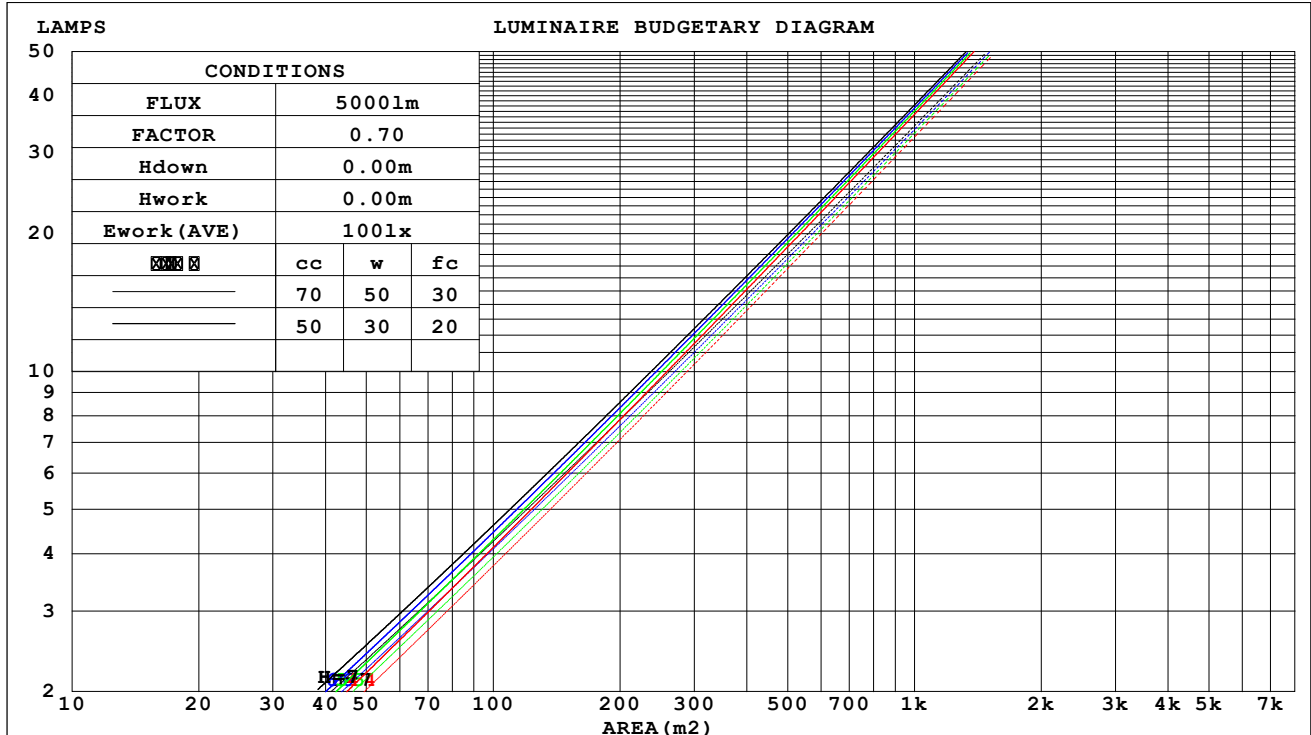
Range: 0 - 180DEG  
Interval: 1.0DEG  
Test System:EVERFINE GO-SPEX500\_V1 SYSTEM V2.00.461  
Humidity:65.0%  
Test Distance:3.160m [K=1.0000]  
Remarks: LAMP:BXRH-30G10T0-G-83 Ra:90  
LENS:PM-1084A 24R  
DRIVER:PUP20A-1WMC 600mA

30minutes warm-up

CU AND LUMINAIRE BUDGETARY ESTIMATE DIAGRAM

Test:U:120.08V I:0.1150A P:13.699W PF:0.9903 Freq:59.98Hz Lamp Flux:1342.44x1 lm		
NAME: CTL-M-1.5S-30K-24-RD-FX	TYPE:	WEIGHT:
SPEC.: 3000K	DIM.:	SERIAL No.: 2507030416
MFR.: MERCURY LIGHTING	SUR.: 0.001256m2	Shielding Angle:

cc	80%			70%			50%			30%			10%			0
w	50%	30%	10%	50%	30%	10%	50%	30%	10%	50%	30%	10%	50%	30%	10%	0
fc	20%			20%			20%			20%			20%			0
RCR	RCR:Room Cavity Ratio			Coefficients of Utilization(CU)												
0.0	.90	.90	.90	.88	.88	.88	.84	.84	.84	.81	.81	.81	.77	.77	.77	.76
1.0	.85	.84	.83	.84	.83	.81	.81	.80	.79	.78	.77	.77	.75	.75	.74	.73
2.0	.81	.79	.77	.80	.78	.76	.78	.76	.75	.76	.74	.73	.74	.72	.72	.70
3.0	.78	.75	.73	.77	.74	.72	.75	.73	.71	.73	.71	.70	.72	.70	.69	.68
4.0	.75	.71	.69	.74	.71	.69	.72	.70	.68	.71	.69	.67	.70	.68	.66	.66
5.0	.72	.69	.66	.71	.68	.66	.70	.67	.65	.69	.67	.65	.68	.66	.64	.63
6.0	.69	.66	.64	.69	.66	.63	.68	.65	.63	.67	.64	.63	.66	.64	.62	.61
7.0	.67	.64	.61	.66	.63	.61	.66	.63	.61	.65	.62	.61	.64	.62	.60	.59
8.0	.65	.61	.59	.64	.61	.59	.64	.61	.59	.63	.60	.59	.62	.60	.58	.58
9.0	.63	.59	.57	.62	.59	.57	.62	.59	.57	.61	.59	.57	.61	.58	.57	.56
10.0	.61	.58	.56	.61	.58	.56	.60	.57	.55	.60	.57	.55	.59	.57	.55	.54



C Range: 0 - 360DEG  
C Interval: FOR A 24° LENS BEAM ANGLE  
Test Speed: HIGH  
Temperature:25.3  
Operators:zoe  
Test Date:2025-7-03

Range: 0 - 180DEG  
Interval: 1.0DEG  
Test System:EVERFINE GO-SPEX500\_V1 SYSTEM V2.00.461  
Humidity:65.0%  
Test Distance:3.160m [K=1.0000]  
Remarks: LAMP:BXRH-30G10T0-G-83 Ra:90  
LENS:PM-1084A 24R  
DRIVER:PUP20A-1WMC 600mA

30minutes warm-up

**WEC AND CCEC**

Test:U:120.08V I:0.1150A P:13.699W PF:0.9903 Freq:59.98Hz Lamp Flux:1342.44x1 lm		
NAME: CTL-M-1.5S-30K-24-RD-FX	TYPE:	WEIGHT:
SPEC.: 3000K	DIM.:	SERIAL No.: 2507030416
MFR.: MERCURY LIGHTING	SUR.: 0.001256m2	Shielding Angle:

cc	80%			70%			50%			30%			10%			0
w	50%	30%	10%	50%	30%	10%	50%	30%	10%	50%	30%	10%	50%	30%	10%	0
fc	20%			20%			20%			20%			20%			0
RCR	RCR:Room Cavity Ratio						Wall Exitance Coefficients (WEC)									
0.0																
1.0	.106	.060	.019	.101	.058	.018	.092	.053	.017	.083	.048	.015	.075	.044	.014	
2.0	.099	.054	.017	.094	.052	.016	.087	.048	.015	.080	.045	.014	.073	.041	.013	
3.0	.092	.049	.015	.089	.047	.014	.082	.044	.014	.076	.042	.013	.071	.039	.012	
4.0	.086	.045	.013	.083	.044	.013	.078	.041	.012	.073	.039	.012	.068	.037	.011	
5.0	.081	.042	.012	.079	.041	.012	.074	.039	.011	.070	.037	.011	.066	.035	.011	
6.0	.077	.039	.011	.075	.038	.011	.071	.036	.011	.067	.035	.010	.064	.034	.010	
7.0	.073	.036	.010	.072	.036	.010	.068	.034	.010	.065	.033	.010	.062	.032	.009	
8.0	.070	.034	.010	.068	.034	.010	.065	.033	.009	.062	.032	.009	.060	.031	.009	
9.0	.067	.032	.009	.065	.032	.009	.063	.031	.009	.060	.030	.009	.058	.029	.008	
10.0	.064	.031	.009	.063	.030	.008	.060	.030	.008	.058	.029	.008	.056	.028	.008	

ꠁcc	80%			70%			50%			30%			10%			0
ꠁw	50%	30%	10%	50%	30%	10%	50%	30%	10%	50%	30%	10%	50%	30%	10%	0
ꠁfc	20%			20%			20%			20%			20%			0
RCR	RCR:Room Cavity Ratio						Ceiling Cavity Exitance Coefficients (CCEC)									
0.0	.144	.144	.144	.123	.123	.123	.084	.084	.084	.048	.048	.048	.015	.015	.015	
1.0	.128	.120	.112	.109	.103	.096	.075	.071	.067	.043	.041	.039	.014	.013	.013	
2.0	.114	.101	.089	.098	.087	.077	.067	.060	.054	.039	.035	.032	.012	.011	.010	
3.0	.103	.086	.072	.088	.074	.063	.061	.051	.044	.035	.030	.026	.011	.010	.008	
4.0	.094	.074	.059	.080	.064	.052	.055	.045	.036	.032	.026	.022	.010	.009	.007	
5.0	.086	.065	.050	.074	.056	.043	.051	.039	.030	.029	.023	.018	.009	.008	.006	
6.0	.079	.057	.042	.068	.050	.036	.047	.035	.026	.027	.020	.015	.009	.007	.005	
7.0	.073	.051	.036	.063	.044	.031	.044	.031	.022	.025	.018	.013	.008	.006	.004	
8.0	.069	.046	.031	.059	.040	.027	.041	.028	.019	.024	.017	.011	.008	.005	.004	
9.0	.064	.042	.027	.055	.036	.023	.038	.026	.017	.022	.015	.010	.007	.005	.003	
10.0	.061	.038	.023	.052	.033	.020	.036	.023	.015	.021	.014	.009	.007	.005	.003	

C Range: 0 - 360DEG  
 C Interval: FOR A 24° LENS BEAM ANGLE  
 Test Speed: HIGH  
 Temperature:25.3  
 Operators:zoe  
 Test Date:2025-7-03

Range: 0 - 180DEG  
 Interval: 1.0DEG  
 Test System:EVERFINE GO-SPEX500\_V1 SYSTEM V2.00.461  
 Humidity:65.0%  
 Test Distance:3.160m [K=1.0000]  
 Remarks: LAMP:BXRH-30G10T0-G-83 Ra:90  
 LENS:PM-1084A 24R  
 DRIVER:PUP20A-1WMC 600mA

30minutes warm-up

**UGR(Unified Glare Rating) Table**

Test:U:120.08V I:0.1150A P:13.699W PF:0.9903 Freq:59.98Hz Lamp Flux:1342.44x1 lm											
NAME: CTL-M-1.5S-30K-24-RD-FX					TYPE:			WEIGHT:			
SPEC.: 3000K					DIM.:			SERIAL No.: 2507030416			
MFR.: MERCURY LIGHTING					SUR.: 0.001256m2			Shielding Angle:			
ceiling/cavity	0.7	0.7	0.5	0.5	0.3	0.7	0.7	0.5	0.5	0.3	
walls	0.5	0.3	0.5	0.3	0.3	0.5	0.3	0.5	0.3	0.3	
working plane	0.2	0.2	0.2	0.2	0.2	0.2	0.2	0.2	0.2	0.2	
Room dimensions	Viewed crosswise					Viewed endwise					
x = 2H y = 2H	2H	11.7	12.4	11.9	12.6	12.7	11.6	12.3	11.8	12.4	12.6
	3H	11.7	12.3	11.9	12.5	12.7	11.5	12.2	11.8	12.3	12.5
	4H	11.7	12.2	11.9	12.5	12.7	11.5	12.1	11.8	12.3	12.5
	6H	11.6	12.2	11.9	12.4	12.6	11.5	12.0	11.7	12.3	12.5
	8H	11.6	12.1	11.9	12.4	12.6	11.4	12.0	11.7	12.2	12.5
	12H	11.6	12.1	11.9	12.3	12.6	11.4	11.9	11.7	12.2	12.4
4H	2H	11.6	12.2	11.8	12.4	12.6	11.4	12.0	11.7	12.2	12.4
	3H	11.5	12.1	11.8	12.3	12.6	11.4	11.9	11.7	12.2	12.4
	4H	11.5	12.0	11.9	12.3	12.6	11.4	11.8	11.7	12.1	12.4
	6H	11.5	11.9	11.9	12.2	12.6	11.3	11.8	11.7	12.1	12.4
	8H	11.5	11.9	11.9	12.2	12.6	11.3	11.7	11.7	12.1	12.4
	12H	11.4	11.8	11.8	12.2	12.6	11.3	11.6	11.7	12.0	12.4
8H	4H	11.4	11.8	11.8	12.1	12.5	11.3	11.7	11.6	12.0	12.4
	6H	11.4	11.7	11.8	12.1	12.5	11.2	11.6	11.7	12.0	12.4
	8H	11.4	11.7	11.8	12.1	12.5	11.2	11.5	11.7	11.9	12.4
	12H	11.4	11.6	11.8	12.0	12.5	11.2	11.5	11.7	11.9	12.4
12H	4H	11.4	11.7	11.8	12.1	12.5	11.2	11.6	11.6	11.9	12.3
	6H	11.3	11.6	11.8	12.1	12.5	11.2	11.5	11.6	11.9	12.3
	8H	11.3	11.6	11.8	12.0	12.5	11.2	11.4	11.6	11.9	12.3
Variations with the observer position at spacings(CIE Pub.117):											
S = 1.0H	+ 2.3 / - 5.2					+ 2.4 / - 5.3					
1.5H	+ 3.6 / - 4.4					+ 3.7 / - 4.7					
2.0H	+ 4.5 / - 3.8					+ 4.8 / - 4.0					

CIE Pub.117, 1342 lm Total Lamp Luminous Flux Correct (8log(F/F0) = 1.0)  
 Area: 0.001256 m2

C Range: 0 - 360DEG  
 C Interval: FOR A 24° LENS BEAM ANGLE  
 Test Speed: HIGH  
 Temperature:25.3  
 Operators:zoe  
 Test Date:2025-7-03

Range: 0 - 180DEG  
 Interval: 1.0DEG  
 Test System:EVERFINE GO-SPEX500\_V1 SYSTEM V2.00.461  
 Humidity:65.0%  
 Test Distance:3.160m [K=1.0000]  
 Remarks: LAMP:BXRH-30G10T0-G-83 Ra:90  
 LENS:PM-1084A 24R  
 DRIVER:PUP20A-1WMC 600mA

30minutes warm-up



**UTILIZATION FACTORS TABLE**

Test:U:120.08V I:0.1150A P:13.699W PF:0.9903 Freq:59.98Hz Lamp Flux:1342.44x1 lm		
NAME: CTL-M-1.5S-30K-24-RD-FX	TYPE:	WEIGHT:
SPEC.: 3000K	DIM.:	SERIAL No.: 2507030416
MFR.: MERCURY LIGHTING	SUR.: 0.001256m2	Shielding Angle:

REFLECTANCE										
Ceiling	0.8	0.8	0.8	0.7	0.7	0.7	0.5	0.5	0.5	0
Walls	0.7	0.5	0.3	0.7	0.5	0.3	0.7	0.5	0.3	0
Working plane	0.2	0.2	0.2	0.2	0.2	0.2	0.2	0.2	0.2	0
ROOM INDEX	UTILIZATION FACTORS (PERCENT) $k(RI) \times RCR = 5$									
$k = 0.60$	68	64	61	68	64	61	67	64	61	59
0.80	74	70	67	73	69	67	72	69	67	64
1.00	77	73	70	76	73	70	75	72	70	67
1.25	79	76	73	79	75	73	77	75	73	70
1.50	81	78	76	80	78	75	79	76	75	71
2.00	83	80	78	82	79	77	80	78	76	72
2.50	84	82	79	83	81	79	81	79	77	73
3.00	85	83	81	84	82	80	81	80	78	74
4.00	87	85	83	85	84	82	82	81	80	75
5.00	88	86	85	86	85	84	83	82	81	76
ROOM INDEX	UF (total)									Direct
According to DIN EN 13032-2 2004			Suspended					SHRNOM = 1.25		

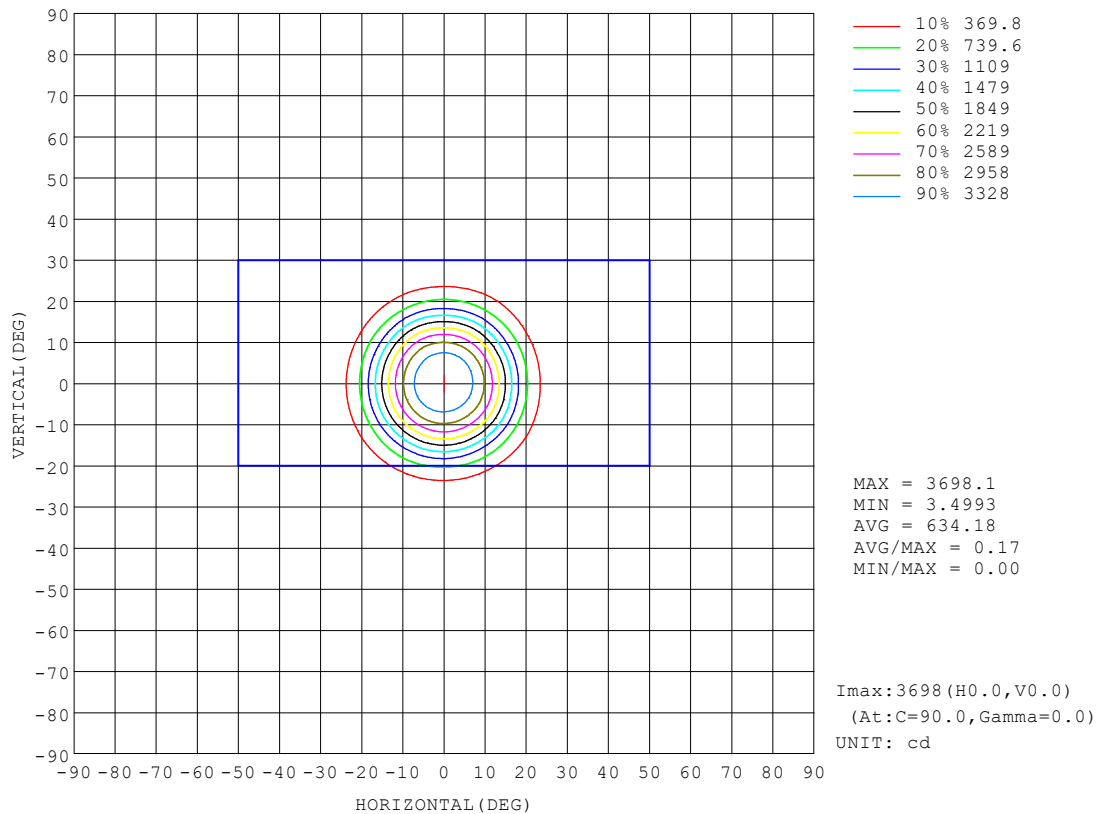
C Range: 0 - 360DEG  
 C Interval: FOR A 24° LENS BEAM ANGLE  
 Test Speed: HIGH  
 Temperature: 25.3  
 Operators: zoe  
 Test Date: 2025-7-03

Range: 0 - 180DEG  
 Interval: 1.0DEG  
 Test System: EVERFINE GO-SPEX500\_V1 SYSTEM V2.00.461  
 Humidity: 65.0%  
 Test Distance: 3.160m [K=1.0000]  
 Remarks: LAMP: BXRH-30G10T0-G-83 Ra: 90  
 LENS: PM-1084A 24R  
 DRIVER: PUP20A-1WMC 600mA

30minutes warm-up

ISOCANDELA DIAGRAM

Test:U:120.08V I:0.1150A P:13.699W PF:0.9903 Freq:59.98Hz Lamp Flux:1342.44x1 lm		
NAME: CTL-M-1.5S-30K-24-RD-FX	TYPE:	WEIGHT:
SPEC.: 3000K	DIM.:	SERIAL No.: 2507030416
MFR.: MERCURY LIGHTING	SUR.: 0.001256m2	Shielding Angle:



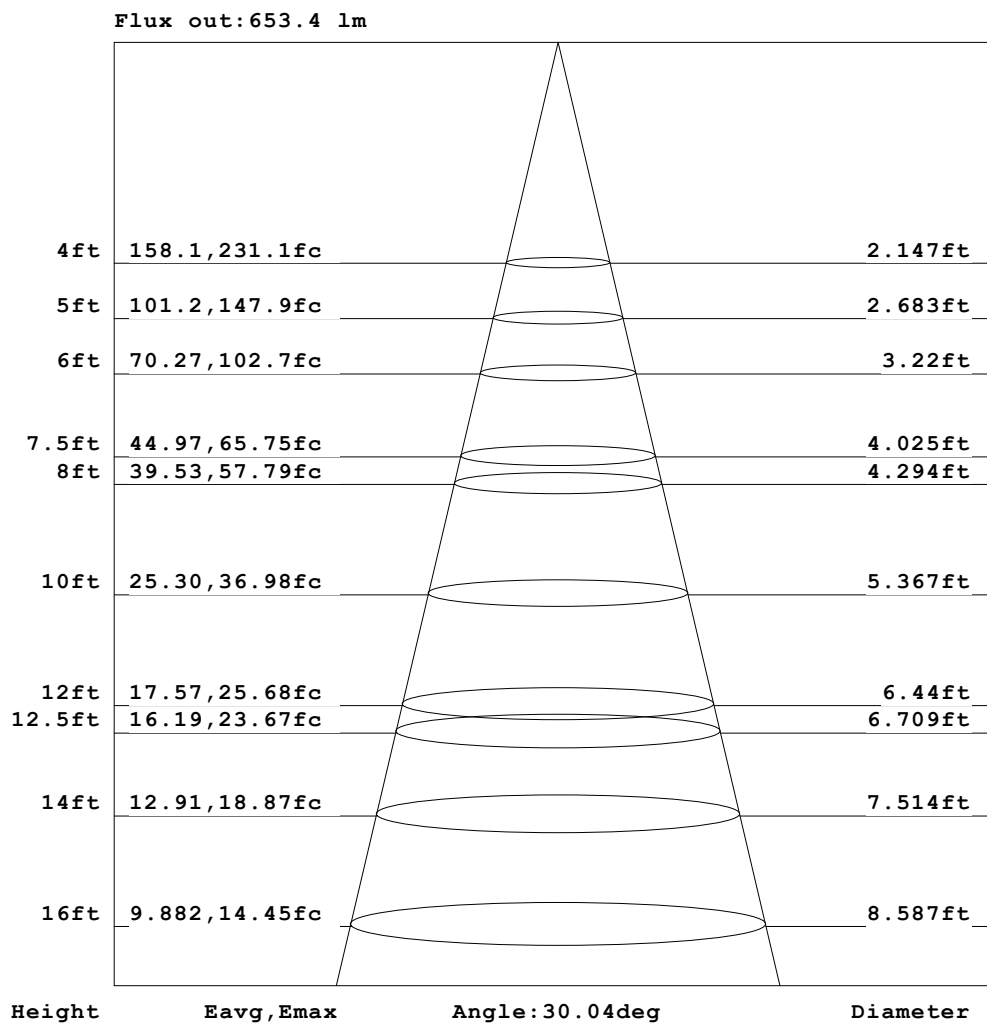
C Range: 0 - 360DEG  
C Interval: FOR A 24° LENS BEAM ANGLE  
Test Speed: HIGH  
Temperature:25.3  
Operators:zoe  
Test Date:2025-7-03

Range: 0 - 180DEG  
Interval: 1.0DEG  
Test System:EVERFINE GO-SPEX500\_V1 SYSTEM V2.00.461  
Humidity:65.0%  
Test Distance:3.160m [K=1.0000]  
Remarks: LAMP:BXRH-30G10T0-G-83 Ra:90  
LENS:PM-1084A 24R  
DRIVER:PUP20A-1WMC 600mA

30minutes warm-up

**AAI Figure**

Test:U:120.08V I:0.1150A P:13.699W PF:0.9903 Freq:59.98Hz Lamp Flux:1342.44x1 lm		
NAME: CTL-M-1.5S-30K-24-RD-FX	TYPE:	WEIGHT:
SPEC.: 3000K	DIM.:	SERIAL No.: 2507030416
MFR.: MERCURY LIGHTING	SUR.: 0.001256m2	Shielding Angle:



Note: The Curves indicate the illuminated area and the average illumination when the luminaire is at different distance.

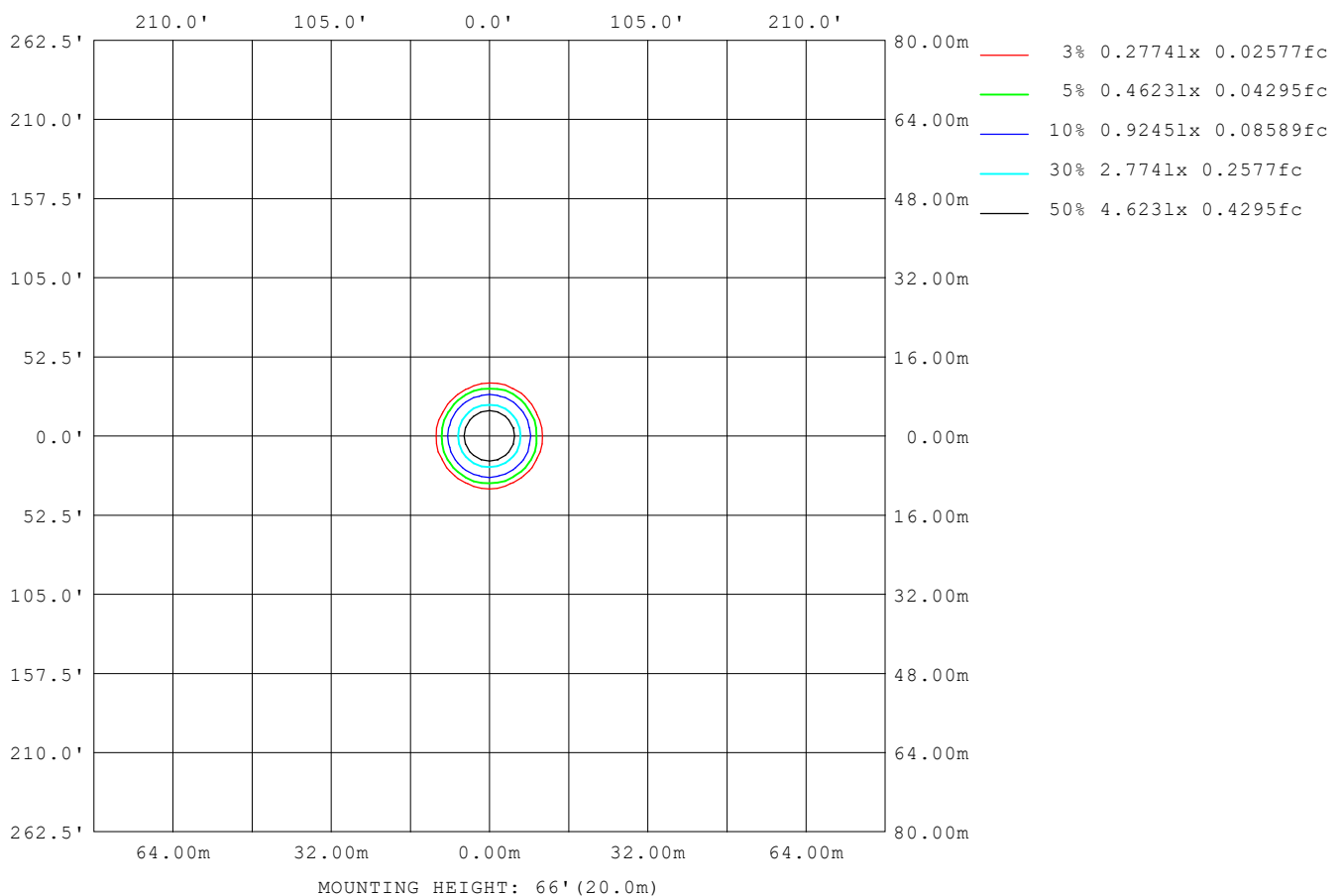
C Range: 0 - 360DEG  
 C Interval: FOR A 24° LENS BEAM ANGLE  
 Test Speed: HIGH  
 Temperature: 25.3  
 Operators: zoe  
 Test Date: 2025-7-03

Range: 0 - 180DEG  
 Interval: 1.0DEG  
 Test System: EVERFINE GO-SPEX500\_V1 SYSTEM V2.00.461  
 Humidity: 65.0%  
 Test Distance: 3.160m [K=1.0000]  
 Remarks: LAMP: BXRH-30G10T0-G-83 Ra: 90  
 LENS: PM-1084A 24R  
 DRIVER: PUP20A-1WMC 600mA

30minutes warm-up

**ISOLUX DIAGRAM**

<b>Test:</b> U:120.08V I:0.1150A P:13.699W PF:0.9903 Freq:59.98Hz <b>Lamp Flux:</b> 1342.44x1 lm		
<b>NAME:</b> CTL-M-1.5S-30K-24-RD-FX	<b>TYPE:</b>	<b>WEIGHT:</b>
<b>SPEC.:</b> 3000K	<b>DIM.:</b>	<b>SERIAL No.:</b> 2507030416
<b>MFR.:</b> MERCURY LIGHTING	<b>SUR.:</b> 0.001256m2	<b>Shielding Angle:</b>



**C Range:** 0 - 360DEG  
**C Interval:** FOR A 24° LENS BEAM ANGLE  
**Test Speed:** HIGH  
**Temperature:** 25.3  
**Operators:** zoe  
**Test Date:** 2025-7-03

**Range:** 0 - 180DEG  
**Interval:** 1.0DEG  
**Test System:** EVERFINE GO-SPEX500\_V1 SYSTEM V2.00.461  
**Humidity:** 65.0%  
**Test Distance:** 3.160m [K=1.0000]  
**Remarks:** LAMP: BXRH-30G10T0-G-83 Ra:90  
 LENS: PM-1084A 24R  
 DRIVER: PUP20A-1WMC 600mA

30minutes warm-up

### LED Avg.L Report

Test:U:120.08V I:0.1150A P:13.699W PF:0.9903 Freq:59.98Hz Lamp Flux:1342.44x1 lm		
NAME: CTL-M-1.5S-30K-24-RD-FX	TYPE:	WEIGHT:
SPEC.: 3000K	DIM.:	SERIAL No.: 2507030416
MFR.: MERCURY LIGHTING	SUR.: 0.001256m2	Shielding Angle:

AvgL	cd/m2
L_0~180 (65) av	2928
L_0~180 (75) av	2426
L_0~180 (85) av	1970
L_90~270 (65) av	2920
L_90~270 (75) av	2411
L_90~270 (85) av	1920
L_45 (65) av	2921
L_45 (75) av	2380
L_45 (85) av	1794

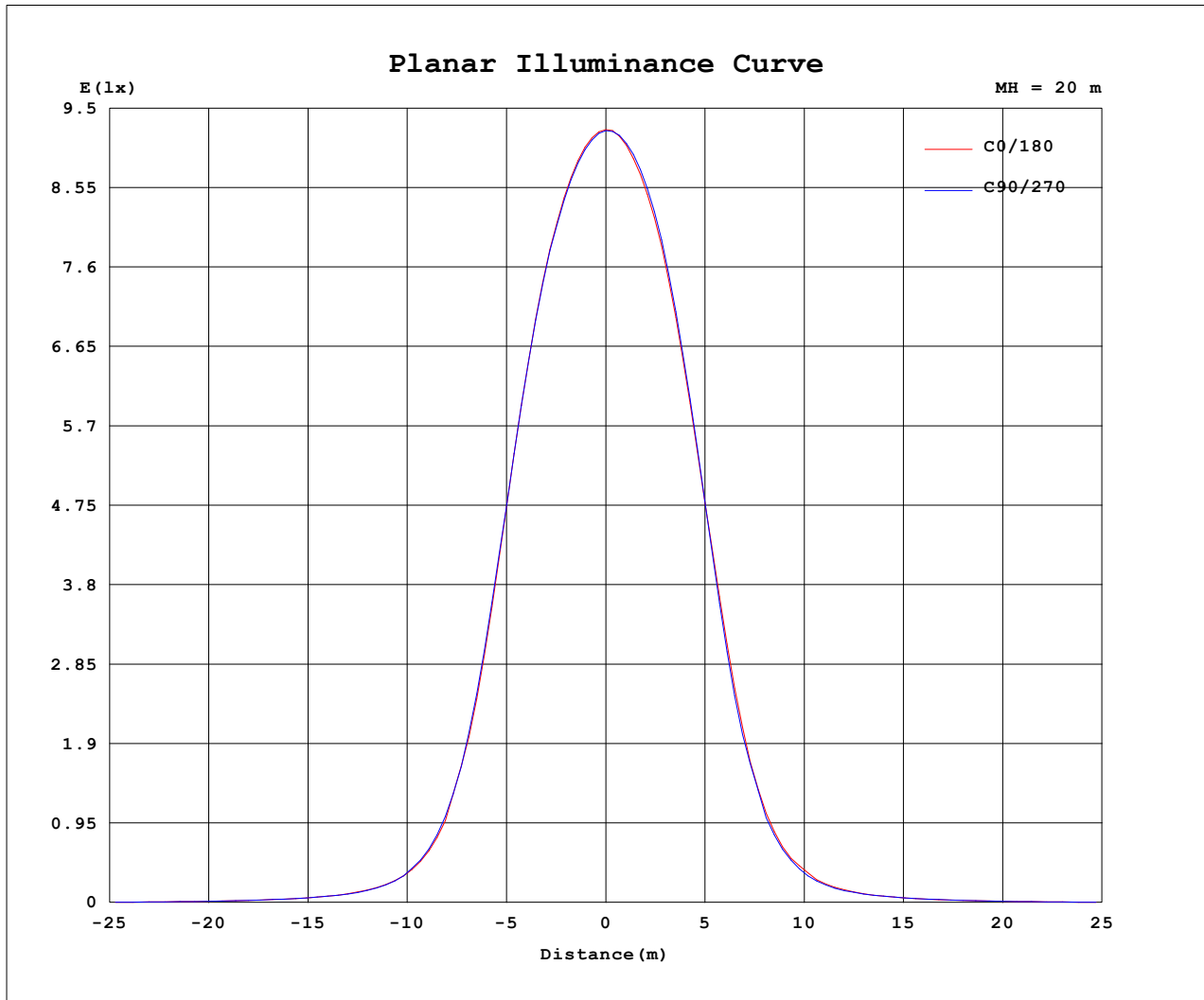
Standard: GB/T 29293-2012

C Range: 0 - 360DEG  
 C Interval: FOR A 24° LENS BEAM ANGLE  
 Test Speed: HIGH  
 Temperature:25.3  
 Operators:zoe  
 Test Date:2025-7-03

Range: 0 - 180DEG  
 Interval: 1.0DEG  
 Test System:EVERFINE GO-SPEX500\_V1 SYSTEM V2.00.461  
 Humidity:65.0%  
 Test Distance:3.160m [K=1.0000]  
 Remarks: LAMP:BXRH-30G10T0-G-83 Ra:90  
 LENS:PM-1084A 24R  
 DRIVER:PUP20A-1WMC 600mA

30minutes warm-up

### Planar Illuminance Curve



C Range: 0 - 360DEG  
C Interval: FOR A 24° LENS BEAM ANGLE  
Test Speed: HIGH  
Temperature: 25.3  
Operators: zoe  
Test Date: 2025-7-03

Range: 0 - 180DEG  
Interval: 1.0DEG  
Test System: EVERFINE GO-SPEX500\_V1 SYSTEM V2.00.461  
Humidity: 65.0%  
Test Distance: 3.160m [K=1.0000]  
Remarks: LAMP: BXRH-30G10T0-G-83 Ra: 90  
LENS: PM-1084A 24R  
DRIVER: PUP20A-1WMC 600mA

30minutes warm-up

**LUMINOUS DISTRIBUTION INTENSITY DATA**

Test:U:120.08V I:0.1150A P:13.699W PF:0.9903 Freq:59.98Hz Lamp Flux:1342.44x1 lm		
NAME: CTL-M-1.5S-30K-24-RD-FX	TYPE:	WEIGHT:
SPEC.: 3000K	DIM.:	SERIAL No.: 2507030416
MFR.: MERCURY LIGHTING	SUR.: 0.001256m2	Shielding Angle:

Table--1

UNIT: cd

C (DEG) (DEG)	0	30	60	90	120	150	180	210	240	270	300	330						
0	3695	3695	3695	3695	3695	3695	3695	3695	3695	3695	3695	3695						
5	3506	3505	3488	3499	3511	3517	3520	3523	3546	3548	3547	3527						
10	2920	2928	2911	2916	2933	2934	2929	2942	2978	2960	2963	2934						
15	1834	1868	1836	1853	1865	1877	1875	1874	1905	1858	1880	1835						
20	789	785	792	787	828	818	814	820	804	805	795	786						
25	266	282	269	273	281	286	285	274	276	273	288	265						
30	110	113	106	108	112	115	113	109	105	107	118	110						
35	55.8	56.4	54.9	55.9	56.8	57.1	55.9	54.7	54.4	55.5	58.7	56.0						
40	32.9	33.4	32.8	33.4	33.0	32.7	32.0	31.5	32.2	32.5	33.7	32.9						
45	18.1	19.1	18.7	19.0	18.0	18.2	17.2	17.2	18.3	17.9	18.9	18.4						
50	9.99	10.0	9.93	9.88	9.74	9.72	9.42	9.47	9.83	9.99	10.1	9.88						
55	4.67	4.77	4.59	4.63	4.45	4.51	4.38	4.31	4.48	4.73	4.63	4.48						
60	2.21	2.21	2.15	2.12	2.07	2.05	2.02	2.02	2.07	2.11	2.14	2.18						
65	1.60	1.61	1.58	1.58	1.55	1.53	1.50	1.49	1.51	1.52	1.56	1.58						
70	1.20	1.20	1.19	1.18	1.15	1.15	1.14	1.13	1.14	1.15	1.16	1.17						
75	0.81	0.80	0.79	0.79	0.76	0.76	0.77	0.75	0.77	0.78	0.78	0.78						
80	0.49	0.47	0.46	0.47	0.45	0.45	0.46	0.44	0.46	0.47	0.46	0.46						
85	0.23	0.21	0.20	0.21	0.18	0.19	0.21	0.19	0.20	0.21	0.20	0.20						
90	0.00	0.00	0.00	0.00	0.00	0.00	0.00	0.00	0.00	0.00	0.00	0.00						
95	0.00	0.00	0.00	0.00	0.00	0.00	0.00	0.00	0.00	0.00	0.00	0.00						
100	0.00	0.00	0.00	0.00	0.00	0.00	0.00	0.00	0.00	0.00	0.00	0.00						
105	0.00	0.00	0.00	0.00	0.00	0.00	0.00	0.00	0.00	0.00	0.00	0.00						
110	0.00	0.00	0.00	0.00	0.00	0.00	0.00	0.00	0.00	0.00	0.00	0.00						
115	0.00	0.00	0.00	0.00	0.00	0.00	0.00	0.00	0.00	0.00	0.00	0.00						
120	0.00	0.00	0.00	0.00	0.00	0.00	0.00	0.00	0.00	0.00	0.00	0.00						
125	0.00	0.00	0.00	0.00	0.00	0.00	0.00	0.00	0.00	0.00	0.00	0.00						
130	0.00	0.00	0.00	0.00	0.00	0.00	0.00	0.00	0.00	0.00	0.00	0.00						
135	0.00	0.00	0.00	0.00	0.00	0.00	0.00	0.00	0.00	0.00	0.00	0.00						
140	0.00	0.00	0.00	0.00	0.00	0.00	0.00	0.00	0.00	0.00	0.00	0.00						
145	0.00	0.00	0.00	0.00	0.00	0.00	0.00	0.00	0.00	0.00	0.00	0.00						
150	0.00	0.00	0.00	0.00	0.00	0.00	0.00	0.00	0.00	0.00	0.00	0.00						
155	0.00	0.00	0.00	0.00	0.00	0.00	0.00	0.00	0.00	0.00	0.00	0.00						
160	0.00	0.00	0.00	0.00	0.00	0.00	0.00	0.00	0.00	0.00	0.00	0.00						
165	0.00	0.00	0.00	0.00	0.00	0.00	0.00	0.00	0.00	0.00	0.00	0.00						
170	0.00	0.00	0.00	0.00	0.00	0.00	0.00	0.00	0.00	0.00	0.00	0.00						
175	0.00	0.00	0.00	0.00	0.00	0.00	0.00	0.00	0.00	0.00	0.00	0.00						
180	0.00	0.00	0.00	0.00	0.00	0.00	0.00	0.00	0.00	0.00	0.00	0.00						

C Range: 0 - 360DEG

C Interval: FOR A 24° LENS BEAM ANGLE

Test Speed: HIGH

Temperature:25.3

Operators:zoe

Test Date:2025-7-03

Range: 0 - 180DEG

Interval: 1.0DEG

Test System:EVERFINE GO-SPEX500\_V1 SYSTEM V2.00.461

Humidity:65.0%

Test Distance:3.160m [K=1.0000]

Remarks: LAMP:BXRH-30G10T0-G-83 Ra:90

LENS:PM-1084A 24R

DRIVER:PUP20A-1WMC 600mA

30minutes warm-up