

Photometric report for Flanged and Flangeless Trim



Light Output Ratio:	73.7%	
Luminaire Power:	13.74 W	
SHR Nominal:	0.50	Calculated using the TM5
SHR Maximum:	0.65	fine grid method.

C Range: 0 - 360DEG
C Interval: FOR A 36° LENS BEAM ANGLE
Test Speed: HIGH
Temperature: 25.3 °C
Operators: zoe
Test Date: 2025-7-03

Range: 0 - 180DEG
Interval: 1.0DEG
Test System: EVERFINE GO-SPEX500_V1 SYSTEM V2.00.461
Humidity: 65.0%
Test Distance: 3.160m [K=1.0000]
Remarks: LAMP: BXRH-30G10T0-G-83 Ra: 90
LENS: PM-1084B 36R
DRIVER: PUP20A-1WMC 600mA
30minutes warm-up

LUMINOUS INTENSITY DISTRIBUTION DIAGRAM

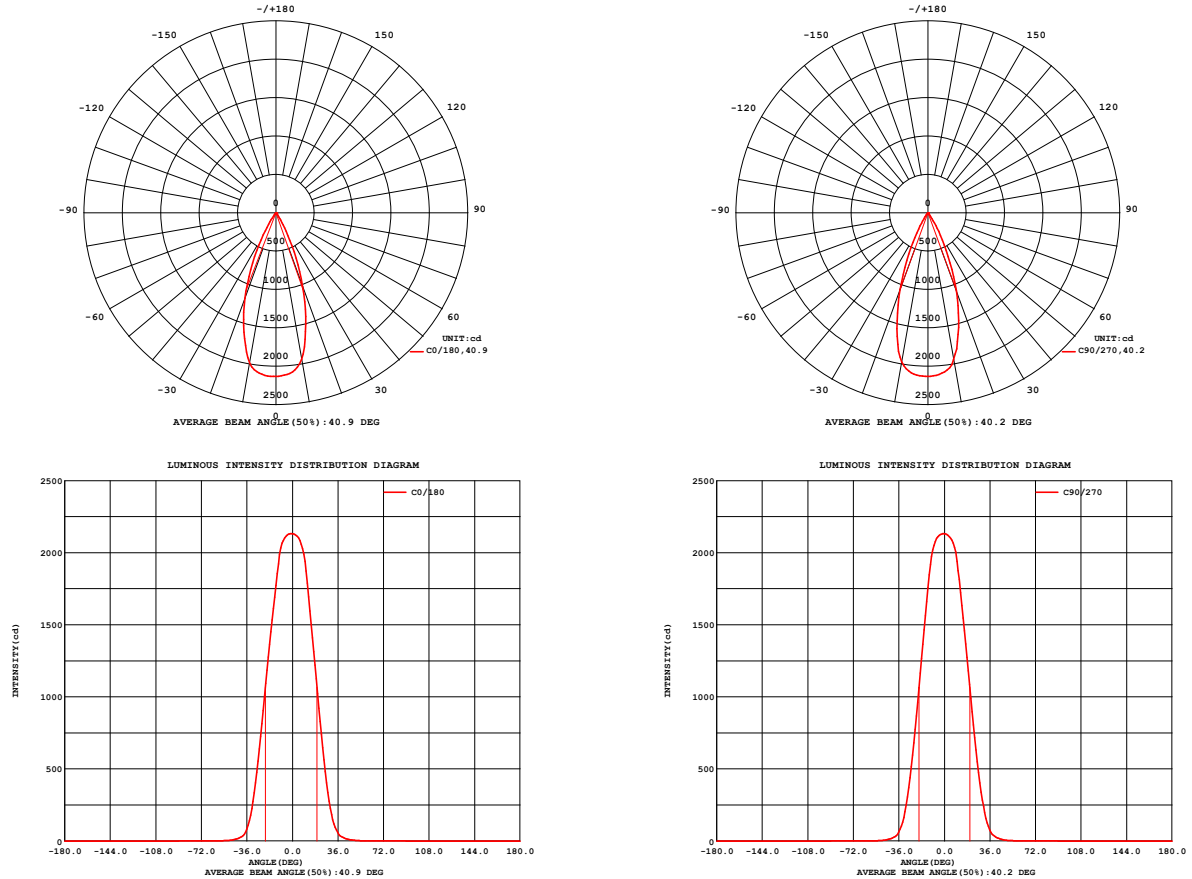


Fig. C0/C180

Fig. C90/C270

C Range: 0 - 360DEG
C Interval: FOR A 36° LENS BEAM ANGLE
Test Speed: HIGH
Temperature: 25.3 °C
Operators: zoe
Test Date: 2025-7-03

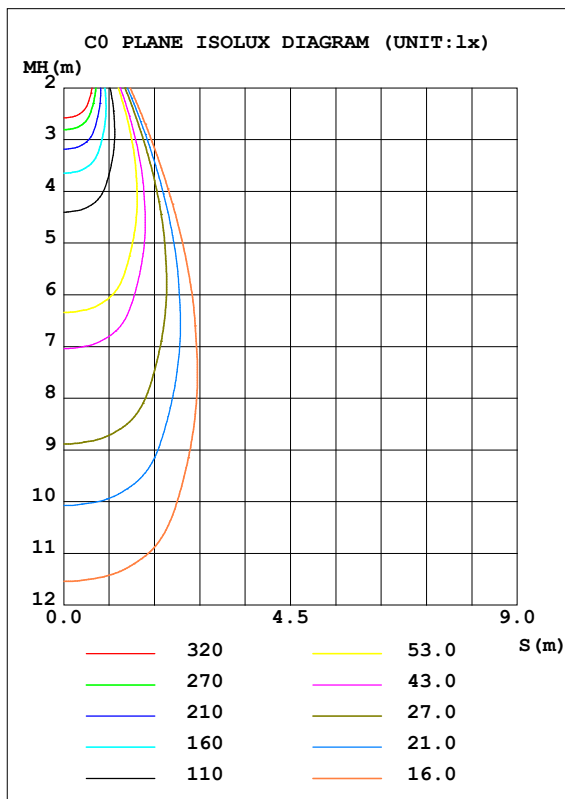
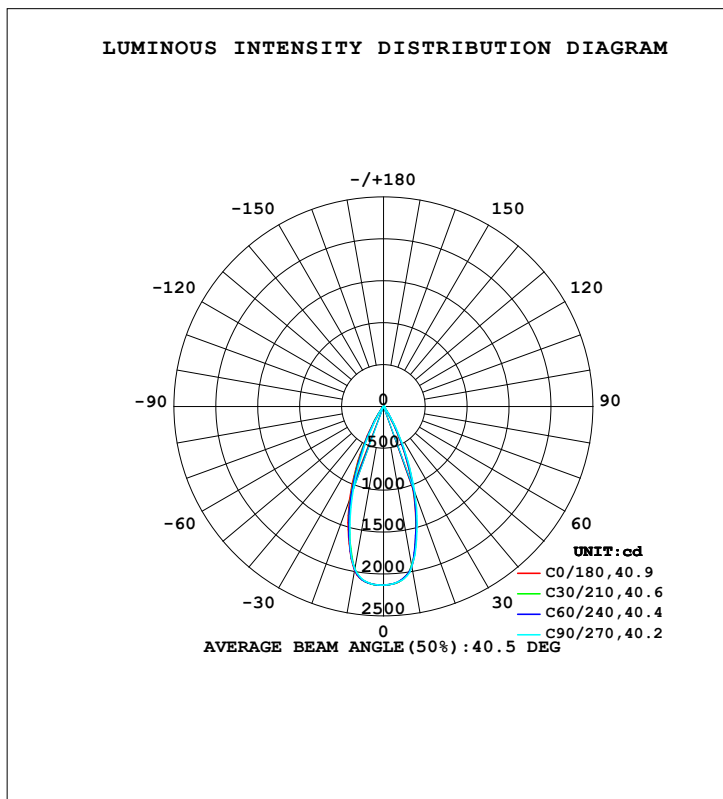
Range: 0 - 180DEG
Interval: 1.0DEG
Test System: EVERFINE GO-SPEX500_V1 SYSTEM V2.00.461
Humidity: 65.0%
Test Distance: 3.160m [K=1.0000]
Remarks: LAMP: BXRH-30G10T0-G-83 Ra: 90
LENS: PM-1084B 36R
DRIVER: PUP20A-1WMC 600mA

30minutes warm-up

LUMINAIRE PHOTOMETRIC TEST REPORT

Test:U:120.10V I:0.1154A P:13.742W PF:0.9905 Freq:59.98Hz Lamp Flux:1342.44x1 lm		
NAME: CTL-M-1.5S-30K-36-RD-AD	TYPE:	WEIGHT:
SPEC.: 3000K	DIM.:	SERIAL No.: 2507030421
MFR.: MERCURY LIGHTING	SUR.: 0.001256m2	Shielding Angle:

DATA OF LAMP		PHOTOMETRIC DATA				Eff: 71.98 lm/W
MODEL	Brideglux	I _{max} (cd)	2132	S/MH (C0/180)	0.66	
NOMINAL POWER (W)	13	LOR (%)	73.7	S/MH (C90/270)	0.63	
RATED VOLTAGE (V)	120	TOTAL FLUX (lm)	989.16	☒ UP, DN (C0-180)	0.0, 36.7	
NOMINAL FLUX (lm)	1342.44	CIE CLASS	DIRECT	☒ UP, DN (C180-360)	0.0, 36.9	
LAMPS INSIDE	1	☒ up (%)	0.0	CIBSE SHR NOM	0.50	
TEST VOLTAGE (V)	120	☒ down (%)	73.7	CIBSE SHR MAX	0.65	



C Range: 0 - 360DEG
 C Interval: FOR A 36° LENS BEAM ANGLE
 Test Speed: HIGH
 Temperature: 25.3 °C
 Operators: zoe
 Test Date: 2025-7-03

Range: 0 - 180DEG
 Interval: 1.0DEG
 Test System: EVERFINE GO-SPEX500_V1 SYSTEM V2.00.461
 Humidity: 65.0%
 Test Distance: 3.160m [K=1.0000]
 Remarks: LAMP: BXRH-30G10T0-G-83 Ra: 90
 LENS: PM-1084B 36R
 DRIVER: PUP20A-1WMC 600mA

30minutes warm-up

ZONAL FLUX DIAGRAM

ZONAL FLUX DIAGRAM:

°	C0	C45	C90	C135	C180	C225	C270	C315	°	zone	total	%lum,lamp
10	1940	1933	1939	1973	1989	1978	1974	1944	0- 10	196.7	196.7	19.9,14.7
20	1022	1046	1086	1156	1184	1134	1062	1032	10- 20	425.1	621.9	62.9,46.3
30	226.2	254.9	283.7	311.7	333.5	296.7	249.6	230.6	20- 30	287.3	909.2	91.9,67.7
40	24.64	28.50	31.69	31.82	30.47	28.85	25.43	24.48	30- 40	66.43	975.6	98.6,72.7
50	3.897	4.212	4.171	4.236	4.232	3.954	3.521	3.491	40- 50	9.469	985.1	99.6,73.4
60	1.619	1.773	1.826	1.783	1.727	1.572	1.496	1.507	50- 60	2.018	987.1	99.8,73.5
70	0.8162	0.8032	1.001	0.8917	0.8040	0.7997	0.8059	0.8045	60- 70	1.348	988.4	99.9,73.6
80	0.3399	0.3180	0.3263	0.3185	0.3259	0.3126	0.3207	0.3187	70- 80	0.5779	989.0	100,73.7
90	0	0	0	0	0	0	0	0	80- 90	0.1621	989.2	100,73.7
100	0	0	0	0	0	0	0	0	90-100	0	989.2	100,73.7
110	0	0	0	0	0	0	0	0	100-110	0	989.2	100,73.7
120	0	0	0	0	0	0	0	0	110-120	0	989.2	100,73.7
130	0	0	0	0	0	0	0	0	120-130	0	989.2	100,73.7
140	0	0	0	0	0	0	0	0	130-140	0	989.2	100,73.7
150	0	0	0	0	0	0	0	0	140-150	0	989.2	100,73.7
160	0	0	0	0	0	0	0	0	150-160	0	989.2	100,73.7
170	0	0	0	0	0	0	0	0	160-170	0	989.2	100,73.7
180	0	0	0	0	0	0	0	0	170-180	0	989.2	100,73.7
DEG	LUMINOUS INTENSITY:cd									UNIT:lm		

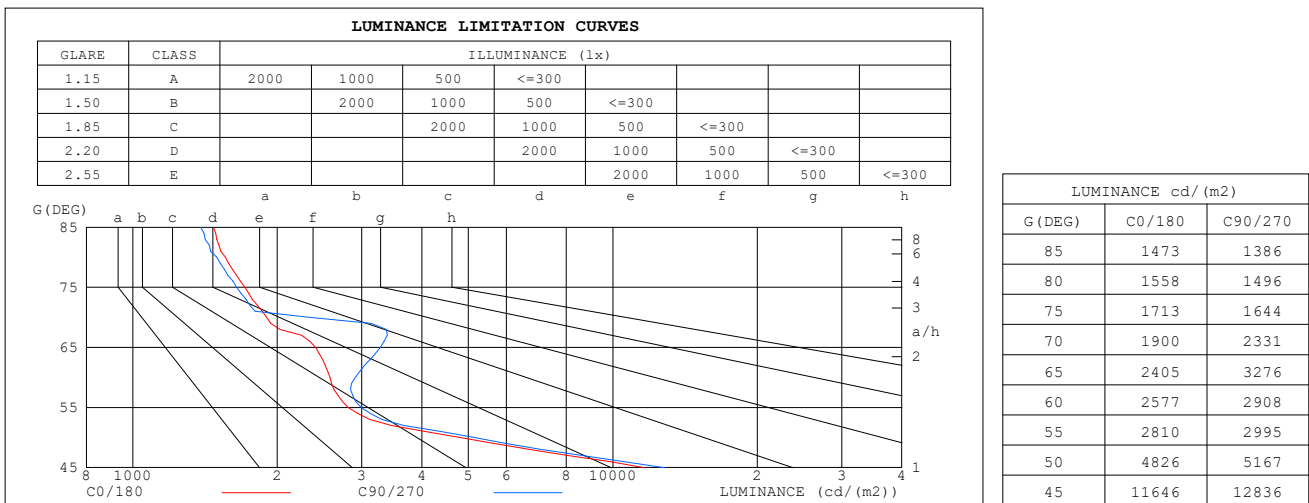
C Range: 0 - 360DEG
 C Interval: FOR A 36° LENS BEAM ANGLE
 Test Speed: HIGH
 Temperature:25.3℃
 Operators:zoe
 Test Date:2025-7-03

Range: 0 - 180DEG
 Interval: 1.0DEG
 Test System:EVERFINE GO-SPEX500_V1 SYSTEM V2.00.461
 Humidity:65.0%
 Test Distance:3.160m [K=1.0000]
 Remarks: LAMP:BXRH-30G10T0-G-83 Ra:90
 LENS:PM-1084B 36R
 DRIVER:PUP20A-1WMC 600mA

30minutes warm-up

LUMINANCE LIMITATION CURVES

Test: U:120.10V I:0.1154A P:13.742W PF:0.9905 Freq:59.98Hz Lamp Flux: 1342.44x1 lm		
NAME: CTL-M-1.5S-30K-36-RD-AD	TYPE:	WEIGHT:
SPEC.: 3000K	DIM.:	SERIAL No.: 2507030421
MFR.: MERCURY LIGHTING	SUR.: 0.001256m2	Shielding Angle:



C Range: 0 - 360DEG
C Interval: FOR A 36° LENS BEAM ANGLE
Test Speed: HIGH
Temperature: 25.3 °C
Operators: zoe
Test Date: 2025-7-03

Range: 0 - 180DEG
Interval: 1.0DEG
Test System: EVERFINE GO-SPEX500_V1 SYSTEM V2.00.461
Humidity: 65.0%
Test Distance: 3.160m [K=1.0000]
Remarks: LAMP: BXRH-30G10T0-G-83 Ra:90
 LENS: PM-1084B 36R
 DRIVER: PUP20A-1WMC 600mA

30minutes warm-up

CU AND LUMINAIRE BUDGETARY ESTIMATE DIAGRAM

Test:U:120.10V I:0.1154A P:13.742W PF:0.9905 Freq:59.98Hz
Lamp Flux:1342.44x1 lm

NAME: CTL-M-1.5S-30K-36-RD-AD

TYPE:

WEIGHT:

SPEC.: 3000K

DIM.:

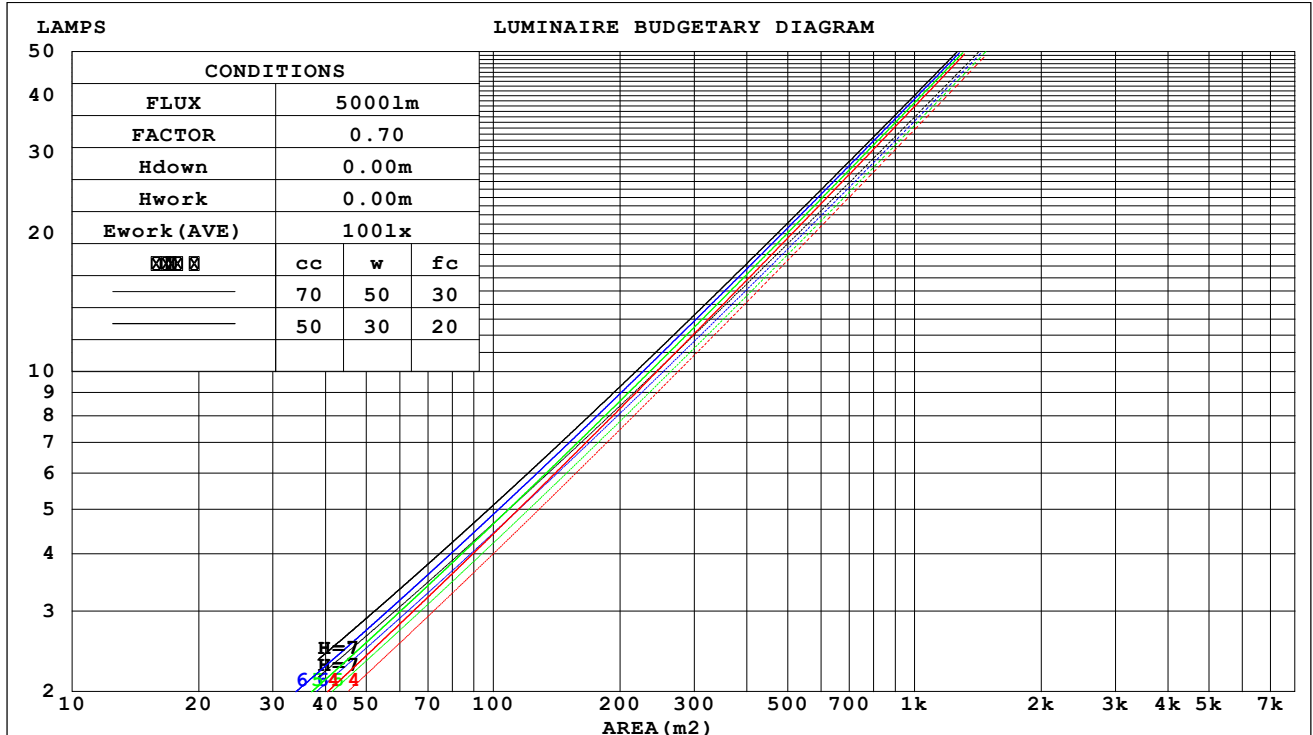
SERIAL No.: 2507030421

MFR.: MERCURY LIGHTING

SUR.: 0.001256m2

Shielding Angle:

cc	80%			70%			50%			30%			10%			0
w	50%	30%	10%	50%	30%	10%	50%	30%	10%	50%	30%	10%	50%	30%	10%	0
fc	20%			20%			20%			20%			20%			0
RCR	RCR:Room Cavity Ratio															



C Range: 0 - 360DEG
C Interval: FOR A 36° LENS BEAM ANGLE
Test Speed: HIGH
Temperature:25.3℃
Operators:zoe
Test Date:2025-7-03

Range: 0 - 180DEG
Interval: 1.0DEG
Test System:EVERFINE GO-SPEX500_V1 SYSTEM V2.00.461
Humidity:65.0%
Test Distance:3.160m [K=1.0000]
Remarks: LAMP:BXRH-30G10T0-G-83 Ra:90
LENS:PM-1084B 36R
DRIVER:PUP20A-1WMC 600mA

30minutes warm-up

WEC AND CCEC

Test:U:120.10V I:0.1154A P:13.742W PF:0.9905 Freq:59.98Hz Lamp Flux:1342.44x1 lm		
NAME: CTL-M-1.5S-30K-36-RD-AD	TYPE:	WEIGHT:
SPEC.: 3000K	DIM.:	SERIAL No.: 2507030421
MFR.: MERCURY LIGHTING	SUR.: 0.001256m2	Shielding Angle:

cc	80%			70%			50%			30%			10%			0			
w	50%	30%	10%	50%	30%	10%	50%	30%	10%	50%	30%	10%	50%	30%	10%	0			
fc	20%			20%			20%			20%			20%			0			
RCR	RCR:Room Cavity Ratio						Wall Exitance Coefficients(WEC)												
0.0																			
1.0	.112	.064	.020	.107	.061	.019	.098	.056	.018	.090	.052	.017	.082	.048	.015				
2.0	.105	.058	.018	.101	.056	.017	.094	.052	.016	.087	.049	.015	.080	.045	.014				
3.0	.099	.053	.016	.096	.051	.015	.090	.049	.015	.084	.046	.014	.078	.043	.013				
4.0	.094	.049	.014	.091	.048	.014	.086	.045	.014	.081	.043	.013	.076	.041	.013				
5.0	.089	.045	.013	.087	.045	.013	.082	.043	.013	.078	.041	.012	.074	.039	.012				
6.0	.085	.043	.012	.083	.042	.012	.079	.040	.012	.075	.039	.011	.071	.038	.011				
7.0	.081	.040	.011	.079	.040	.011	.076	.038	.011	.072	.037	.011	.069	.036	.011				
8.0	.078	.038	.011	.076	.037	.011	.073	.036	.010	.070	.035	.010	.067	.034	.010				
9.0	.075	.036	.010	.073	.036	.010	.070	.035	.010	.068	.034	.010	.065	.033	.010				
10.0	.072	.034	.010	.070	.034	.009	.068	.033	.009	.065	.033	.009	.063	.032	.009				

cc	80%			70%			50%			30%			10%			0
w	50%	30%	10%	50%	30%	10%	50%	30%	10%	50%	30%	10%	50%	30%	10%	0
fc	20%			20%			20%			20%			20%			0
RCR	RCR:Room Cavity Ratio						Ceiling Cavity Exitance Coefficients(CCEC)									
0.0	.140	.140	.140	.120	.120	.120	.082	.082	.082	.047	.047	.047	.015	.015	.015	
1.0	.125	.116	.108	.107	.100	.093	.073	.069	.064	.042	.040	.037	.013	.013	.012	
2.0	.112	.098	.085	.096	.084	.074	.066	.058	.052	.038	.034	.030	.012	.011	.010	
3.0	.102	.084	.069	.087	.072	.060	.060	.050	.042	.035	.029	.025	.011	.009	.008	
4.0	.093	.072	.056	.080	.063	.049	.055	.044	.034	.032	.026	.020	.010	.008	.007	
5.0	.086	.064	.047	.074	.055	.041	.051	.038	.029	.030	.023	.017	.010	.007	.006	
6.0	.080	.056	.039	.069	.049	.034	.048	.034	.024	.028	.020	.014	.009	.007	.005	
7.0	.075	.051	.033	.065	.044	.029	.045	.031	.021	.026	.018	.012	.008	.006	.004	
8.0	.071	.046	.029	.061	.040	.025	.042	.028	.018	.024	.016	.011	.008	.005	.003	
9.0	.067	.042	.025	.058	.036	.022	.040	.025	.015	.023	.015	.009	.008	.005	.003	
10.0	.063	.038	.022	.055	.033	.019	.038	.023	.014	.022	.014	.008	.007	.005	.003	

C Range: 0 - 360DEG
 C Interval: FOR A 36° LENS BEAM ANGLE
 Test Speed: HIGH
 Temperature:25.3℃
 Operators:zoe
 Test Date:2025-7-03

Range: 0 - 180DEG
 Interval: 1.0DEG
 Test System:EVERFINE GO-SPEX500_V1 SYSTEM V2.00.461
 Humidity:65.0%
 Test Distance:3.160m [K=1.0000]
 Remarks: LAMP:BXRH-30G10T0-G-83 Ra:90
 LENS:PM-1084B 36R
 DRIVER:PUP20A-1WMC 600mA

30minutes warm-up

UGR(Unified Glare Rating) Table

Test:U:120.10V I:0.1154A P:13.742W PF:0.9905 Freq:59.98Hz Lamp Flux:1342.44x1 lm											
NAME: CTL-M-1.5S-30K-36-RD-AD					TYPE:			WEIGHT:			
SPEC.: 3000K					DIM.:			SERIAL No.: 2507030421			
MFR.: MERCURY LIGHTING					SUR.: 0.001256m2			Shielding Angle:			
ceiling/cavity	0.7	0.7	0.5	0.5	0.3	0.7	0.7	0.5	0.5	0.3	
walls	0.5	0.3	0.5	0.3	0.3	0.5	0.3	0.5	0.3	0.3	
working plane	0.2	0.2	0.2	0.2	0.2	0.2	0.2	0.2	0.2	0.2	
Room dimensions		Viewed crosswise					Viewed endwise				
x = 2H y = 2H	2H	13.3	14.1	13.5	14.2	14.4	14.3	15.1	14.6	15.3	15.4
	3H	13.2	13.9	13.4	14.1	14.3	14.2	14.9	14.5	15.1	15.3
	4H	13.1	13.8	13.4	14.0	14.2	14.2	14.8	14.4	15.0	15.3
	6H	13.0	13.7	13.3	13.9	14.1	14.1	14.7	14.4	14.9	15.2
	8H	13.0	13.6	13.3	13.8	14.1	14.0	14.7	14.3	14.9	15.2
	12H	12.9	13.5	13.3	13.8	14.1	14.0	14.6	14.3	14.8	15.1
4H	2H	13.1	13.7	13.3	14.0	14.2	14.1	14.8	14.4	15.0	15.2
	3H	12.9	13.5	13.3	13.8	14.1	14.0	14.6	14.3	14.9	15.1
	4H	12.9	13.4	13.2	13.7	14.0	13.9	14.5	14.3	14.8	15.1
	6H	12.8	13.3	13.2	13.6	13.9	13.8	14.3	14.2	14.6	15.0
	8H	12.8	13.2	13.1	13.5	13.9	13.8	14.2	14.2	14.6	14.9
	12H	12.7	13.1	13.1	13.5	13.9	13.7	14.1	14.2	14.5	14.9
8H	4H	12.7	13.2	13.1	13.5	13.9	13.8	14.2	14.2	14.6	14.9
	6H	12.7	13.0	13.1	13.4	13.8	13.7	14.1	14.1	14.4	14.9
	8H	12.6	12.9	13.1	13.4	13.8	13.6	14.0	14.1	14.4	14.8
	12H	12.6	12.8	13.0	13.3	13.8	13.6	13.9	14.1	14.3	14.8
12H	4H	12.7	13.1	13.1	13.5	13.8	13.7	14.1	14.1	14.5	14.9
	6H	12.6	12.9	13.1	13.3	13.8	13.6	14.0	14.1	14.4	14.8
	8H	12.6	12.8	13.0	13.3	13.7	13.6	13.9	14.1	14.3	14.8
Variations with the observer position at spacings(CIE Pub.117):											
S = 1.0H	+ 3.1 / - 6.6					+ 4.0 / - 7.2					
1.5H	+ 5.3 / - 6.3					+ 6.4 / - 7.6					
2.0H	+ 4.7 / - 2.2					+ 5.1 / - 2.2					

CIE Pub.117, 1342 lm Total Lamp Luminous Flux Correct (8log(F/F0) = 1.0)
 Area: 0.001256 m2

C Range: 0 - 360DEG
 C Interval: FOR A 36° LENS BEAM ANGLE
 Test Speed: HIGH
 Temperature:25.3℃
 Operators:zoe
 Test Date:2025-7-03

Range: 0 - 180DEG
 Interval: 1.0DEG
 Test System:EVERFINE GO-SPEX500_V1 SYSTEM V2.00.461
 Humidity:65.0%
 Test Distance:3.160m [K=1.0000]
 Remarks: LAMP:BXRH-30G10T0-G-83 Ra:90
 LENS:PM-1084B 36R
 DRIVER:PUP20A-1WMC 600mA

30minutes warm-up

UTILIZATION FACTORS TABLE

Test:U:120.10V I:0.1154A P:13.742W PF:0.9905 Freq:59.98Hz Lamp Flux:1342.44x1 lm		
NAME: CTL-M-1.5S-30K-36-RD-AD	TYPE:	WEIGHT:
SPEC.: 3000K	DIM.:	SERIAL No.: 2507030421
MFR.: MERCURY LIGHTING	SUR.: 0.001256m2	Shielding Angle:

REFLECTANCE										
Ceiling	0.8	0.8	0.8	0.7	0.7	0.7	0.5	0.5	0.5	0
Walls	0.7	0.5	0.3	0.7	0.5	0.3	0.7	0.5	0.3	0
Working plane	0.2	0.2	0.2	0.2	0.2	0.2	0.2	0.2	0.2	0
ROOM INDEX	UTILIZATION FACTORS (PERCENT) $k(RI) \times RCR = 5$									
$k = 0.60$	67	63	60	66	63	60	66	62	60	58
0.80	72	68	66	72	68	66	71	67	65	63
1.00	75	71	69	74	71	68	73	71	68	65
1.25	77	74	72	77	74	71	75	73	71	68
1.50	79	76	74	78	76	74	77	74	73	70
2.00	81	78	76	80	77	75	78	76	74	71
2.50	82	79	77	81	78	77	79	77	75	71
3.00	83	81	79	82	80	78	79	78	76	72
4.00	84	83	81	83	81	80	80	79	78	73
5.00	85	84	83	84	82	81	81	80	79	74
ROOM INDEX	UF (total)									Direct
According to DIN EN 13032-2 2004			Suspended					SHRNOM = 1.25		

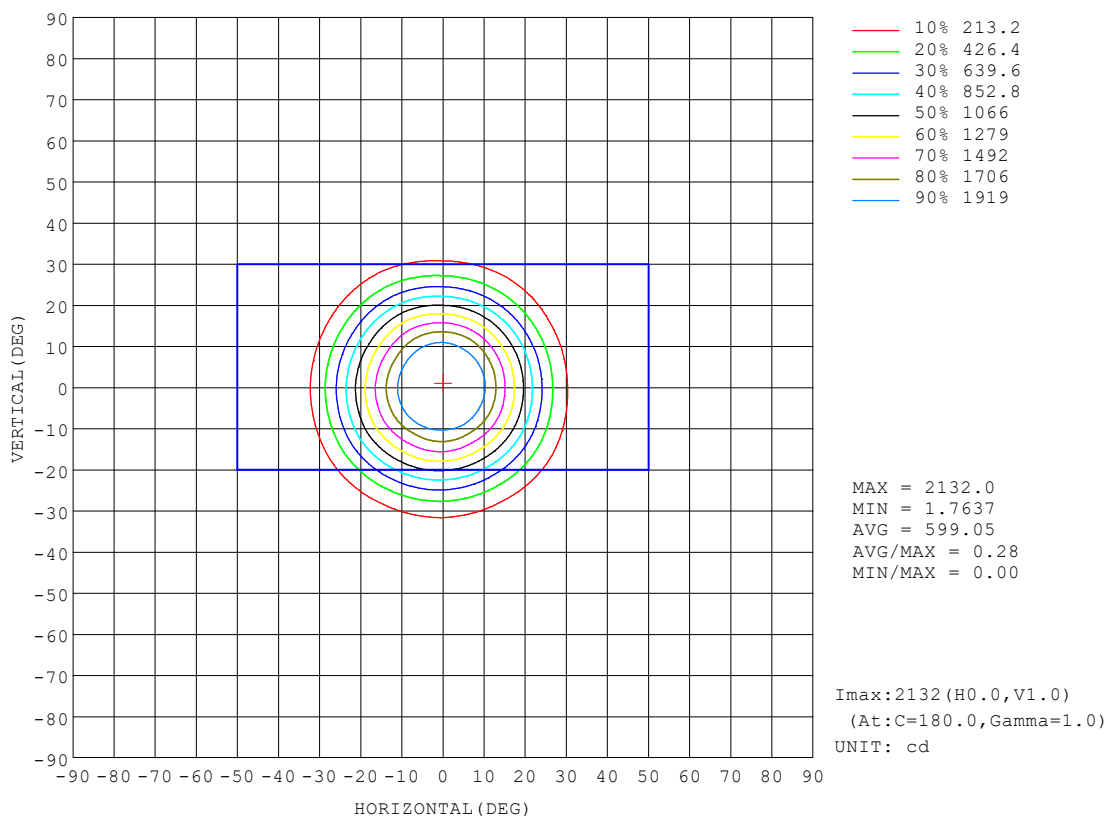
C Range: 0 - 360DEG
 C Interval: FOR A 36° LENS BEAM ANGLE
 Test Speed: HIGH
 Temperature: 25.3 °C
 Operators: zoe
 Test Date: 2025-7-03

Range: 0 - 180DEG
 Interval: 1.0DEG
 Test System: EVERFINE GO-SPEX500_V1 SYSTEM V2.00.461
 Humidity: 65.0%
 Test Distance: 3.160m [K=1.0000]
 Remarks: LAMP: BXRH-30G10T0-G-83 Ra: 90
 LENS: PM-1084B 36R
 DRIVER: PUP20A-1WMC 600mA

30minutes warm-up

ISOCANDELA DIAGRAM

Test:U:120.10V I:0.1154A P:13.742W PF:0.9905 Freq:59.98Hz Lamp Flux:1342.44x1 lm		
NAME: CTL-M-1.5S-30K-36-RD-AD	TYPE:	WEIGHT:
SPEC.: 3000K	DIM.:	SERIAL No.: 2507030421
MFR.: MERCURY LIGHTING	SUR.: 0.001256m2	Shielding Angle:



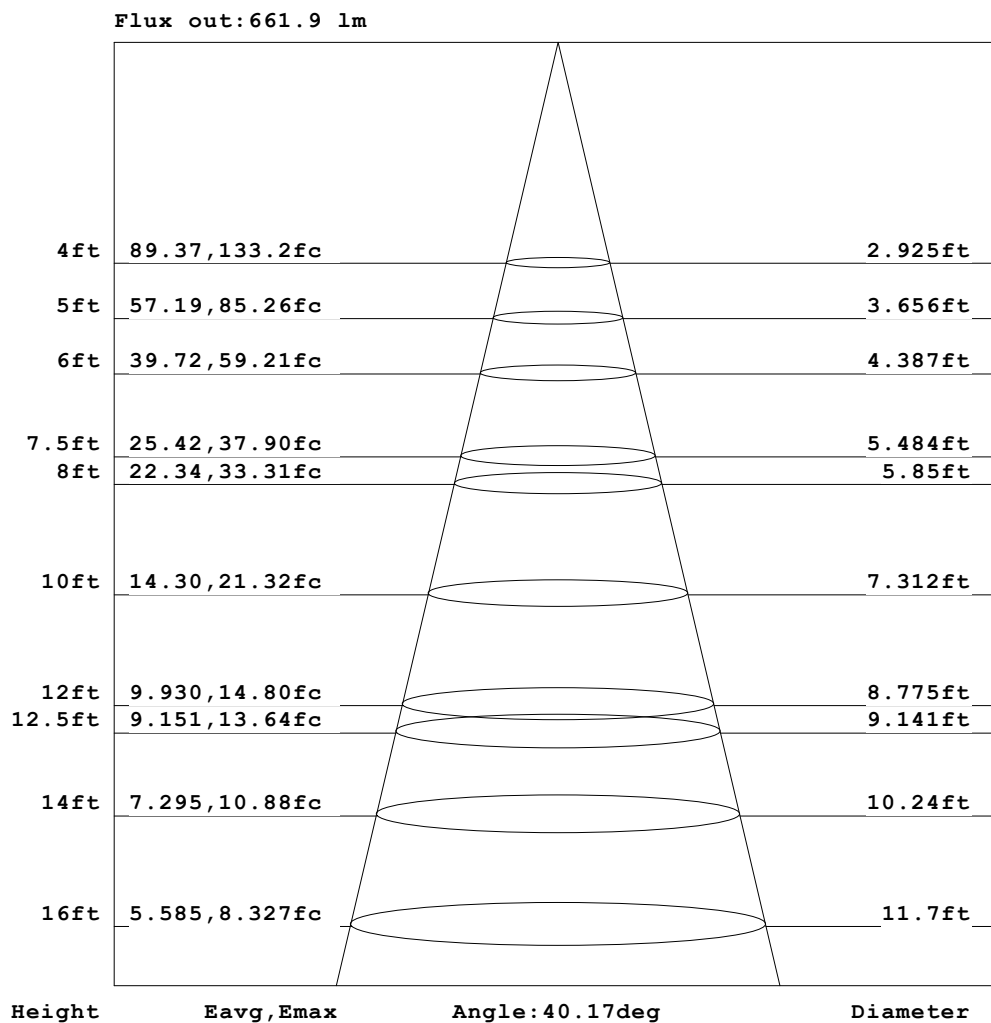
C Range: 0 - 360DEG
 C Interval: FOR A 36° LENS BEAM ANGLE
 Test Speed: HIGH
 Temperature:25.3℃
 Operators:zoe
 Test Date:2025-7-03

Range: 0 - 180DEG
 Interval: 1.0DEG
 Test System:EVERFINE GO-SPEX500_V1 SYSTEM V2.00.461
 Humidity:65.0%
 Test Distance:3.160m [K=1.0000]
 Remarks: LAMP:BXRH-30G10T0-G-83 Ra:90
 LENS:PM-1084B 36R
 DRIVER:PUP20A-1WMC 600mA

30minutes warm-up

AAI Figure

Test:U:120.10V I:0.1154A P:13.742W PF:0.9905 Freq:59.98Hz Lamp Flux:1342.44x1 lm		
NAME: CTL-M-1.5S-30K-36-RD-AD	TYPE:	WEIGHT:
SPEC.: 3000K	DIM.:	SERIAL No.: 2507030421
MFR.: MERCURY LIGHTING	SUR.: 0.001256m2	Shielding Angle:



Note: The Curves indicate the illuminated area and the average illumination when the luminaire is at different distance.

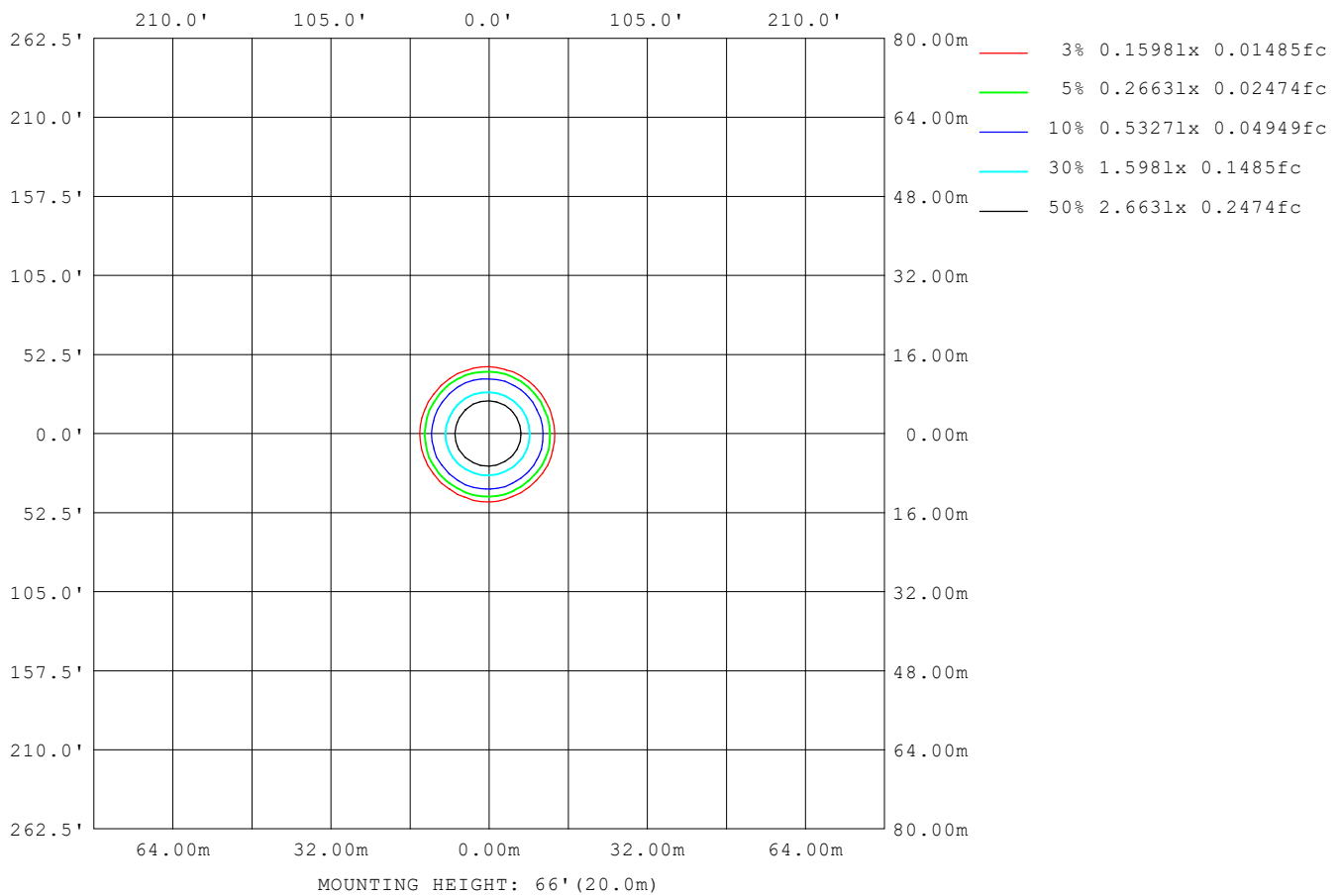
C Range: 0 - 360DEG
 C Interval: FOR A 36° LENS BEAM ANGLE
 Test Speed: HIGH
 Temperature: 25.3 °C
 Operators: zoe
 Test Date: 2025-7-03

Range: 0 - 180DEG
 Interval: 1.0DEG
 Test System: EVERFINE GO-SPEX500_V1 SYSTEM V2.00.461
 Humidity: 65.0%
 Test Distance: 3.160m [K=1.0000]
 Remarks: LAMP: BXRH-30G10T0-G-83 Ra: 90
 LENS: PM-1084B 36R
 DRIVER: PUP20A-1WMC 600mA

30minutes warm-up

ISOLUX DIAGRAM

Test:U:120.10V I:0.1154A P:13.742W PF:0.9905 Freq:59.98Hz Lamp Flux:1342.44x1 lm		
NAME: CTL-M-1.5S-30K-36-RD-AD	TYPE:	WEIGHT:
SPEC.: 3000K	DIM.:	SERIAL No.: 2507030421
MFR.: MERCURY LIGHTING	SUR.: 0.001256m2	Shielding Angle:



C Range: 0 - 360DEG
C Interval: FOR A 36° LENS BEAM ANGLE
Test Speed: HIGH
Temperature: 25.3 °C
Operators: zoe
Test Date: 2025-7-03

Range: 0 - 180DEG
Interval: 1.0DEG
Test System: EVERFINE GO-SPEX500_V1 SYSTEM V2.00.461
Humidity: 65.0%
Test Distance: 3.160m [K=1.0000]
Remarks: LAMP: BXRH-30G10T0-G-83 Ra: 90
LENS: PM-1084B 36R
DRIVER: PUP20A-1WMC 600mA

30minutes warm-up

LED Avg.L Report

Test:U:120.10V I:0.1154A P:13.742W PF:0.9905 Freq:59.98Hz Lamp Flux:1342.44x1 lm		
NAME: CTL-M-1.5S-30K-36-RD-AD	TYPE:	WEIGHT:
SPEC.: 3000K	DIM.:	SERIAL No.: 2507030421
MFR.: MERCURY LIGHTING	SUR.: 0.001256m2	Shielding Angle:

AvgL	cd/m2
L_0~180 (65) av	2548
L_0~180 (75) av	1693
L_0~180 (85) av	1424
L_90~270 (65) av	2808
L_90~270 (75) av	1656
L_90~270 (85) av	1342
L_45 (65) av	2687
L_45 (75) av	1647
L_45 (85) av	1255

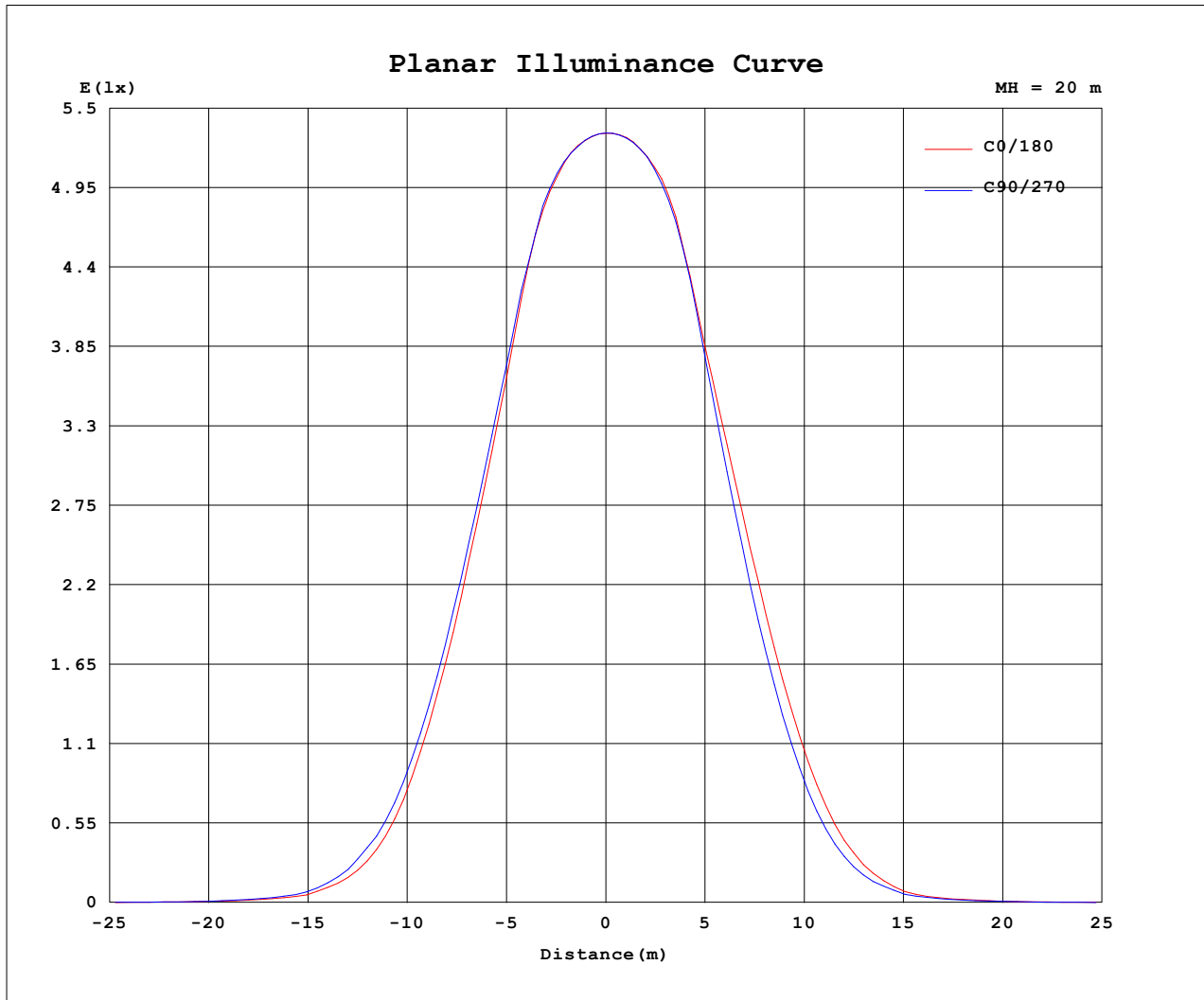
Standard: GB/T 29293-2012

C Range: 0 - 360DEG
 C Interval: FOR A 36° LENS BEAM ANGLE
 Test Speed: HIGH
 Temperature: 25.3℃
 Operators: zoe
 Test Date: 2025-7-03

Range: 0 - 180DEG
 Interval: 1.0DEG
 Test System: EVERFINE GO-SPEX500_V1 SYSTEM V2.00.461
 Humidity: 65.0%
 Test Distance: 3.160m [K=1.0000]
 Remarks: LAMP: BXRH-30G10T0-G-83 Ra: 90
 LENS: PM-1084B 36R
 DRIVER: PUP20A-1WMC 600mA

30minutes warm-up

Planar Illuminance Curve



C Range: 0 - 360DEG
C Interval: FOR A 36° LENS BEAM ANGLE
Test Speed: HIGH
Temperature: 25.3 °C
Operators: zoe
Test Date: 2025-7-03

Range: 0 - 180DEG
Interval: 1.0DEG
Test System: EVERFINE GO-SPEX500_V1 SYSTEM V2.00.461
Humidity: 65.0%
Test Distance: 3.160m [K=1.0000]
Remarks: LAMP: BXRH-30G10T0-G-83 Ra: 90
LENS: PM-1084B 36R
DRIVER: PUP20A-1WMC 600mA

30minutes warm-up

LUMINOUS DISTRIBUTION INTENSITY DATA

Test:U:120.10V I:0.1154A P:13.742W PF:0.9905 Freq:59.98Hz Lamp Flux:1342.44x1 lm		
NAME: CTL-M-1.5S-30K-36-RD-AD	TYPE:	WEIGHT:
SPEC.: 3000K	DIM.:	SERIAL No.: 2507030421
MFR.: MERCURY LIGHTING	SUR.: 0.001256m2	Shielding Angle:

Table--1

UNIT: cd

C (DEG) (DEG)	0	30	60	90	120	150	180	210	240	270	300	330						
0	2131	2131	2131	2131	2131	2131	2131	2131	2131	2131	2131	2131						
5	2101	2101	2098	2100	2100	2107	2112	2113	2113	2110	2108	2102						
10	1940	1927	1939	1939	1961	1985	1989	1973	1984	1974	1947	1941						
15	1502	1515	1505	1547	1560	1605	1613	1577	1593	1562	1543	1512						
20	1022	1047	1046	1086	1126	1187	1184	1140	1128	1062	1043	1021						
25	562	589	591	631	666	726	724	679	656	596	569	551						
30	226	256	254	284	295	328	334	305	288	250	242	219						
35	77.1	83.1	90.5	100	102	110	111	101	93.0	83.5	74.4	71.4						
40	24.6	27.8	29.2	31.7	31.5	32.1	30.5	29.7	28.0	25.4	24.6	24.3						
45	10.3	11.1	10.9	11.4	11.4	11.7	11.4	11.1	10.4	9.75	9.14	9.86						
50	3.90	4.24	4.19	4.17	4.18	4.30	4.23	4.09	3.81	3.52	3.45	3.53						
55	2.02	2.18	2.16	2.16	2.14	2.12	2.13	2.08	1.91	1.82	1.80	1.82						
60	1.62	1.77	1.78	1.83	1.82	1.75	1.73	1.64	1.50	1.50	1.51	1.51						
65	1.28	1.40	1.61	1.74	1.74	1.64	1.43	1.28	1.24	1.24	1.25	1.25						
70	0.82	0.82	0.79	1.00	0.98	0.80	0.80	0.80	0.80	0.81	0.81	0.80						
75	0.56	0.55	0.53	0.53	0.53	0.54	0.54	0.53	0.53	0.54	0.54	0.54						
80	0.34	0.32	0.32	0.33	0.32	0.32	0.33	0.31	0.31	0.32	0.32	0.32						
85	0.16	0.15	0.15	0.15	0.14	0.14	0.15	0.13	0.13	0.14	0.14	0.14						
90	0.00	0.00	0.00	0.00	0.00	0.00	0.00	0.00	0.00	0.00	0.00	0.00						
95	0.00	0.00	0.00	0.00	0.00	0.00	0.00	0.00	0.00	0.00	0.00	0.00						
100	0.00	0.00	0.00	0.00	0.00	0.00	0.00	0.00	0.00	0.00	0.00	0.00						
105	0.00	0.00	0.00	0.00	0.00	0.00	0.00	0.00	0.00	0.00	0.00	0.00						
110	0.00	0.00	0.00	0.00	0.00	0.00	0.00	0.00	0.00	0.00	0.00	0.00						
115	0.00	0.00	0.00	0.00	0.00	0.00	0.00	0.00	0.00	0.00	0.00	0.00						
120	0.00	0.00	0.00	0.00	0.00	0.00	0.00	0.00	0.00	0.00	0.00	0.00						
125	0.00	0.00	0.00	0.00	0.00	0.00	0.00	0.00	0.00	0.00	0.00	0.00						
130	0.00	0.00	0.00	0.00	0.00	0.00	0.00	0.00	0.00	0.00	0.00	0.00						
135	0.00	0.00	0.00	0.00	0.00	0.00	0.00	0.00	0.00	0.00	0.00	0.00						
140	0.00	0.00	0.00	0.00	0.00	0.00	0.00	0.00	0.00	0.00	0.00	0.00						
145	0.00	0.00	0.00	0.00	0.00	0.00	0.00	0.00	0.00	0.00	0.00	0.00						
150	0.00	0.00	0.00	0.00	0.00	0.00	0.00	0.00	0.00	0.00	0.00	0.00						
155	0.00	0.00	0.00	0.00	0.00	0.00	0.00	0.00	0.00	0.00	0.00	0.00						
160	0.00	0.00	0.00	0.00	0.00	0.00	0.00	0.00	0.00	0.00	0.00	0.00						
165	0.00	0.00	0.00	0.00	0.00	0.00	0.00	0.00	0.00	0.00	0.00	0.00						
170	0.00	0.00	0.00	0.00	0.00	0.00	0.00	0.00	0.00	0.00	0.00	0.00						
175	0.00	0.00	0.00	0.00	0.00	0.00	0.00	0.00	0.00	0.00	0.00	0.00						
180	0.00	0.00	0.00	0.00	0.00	0.00	0.00	0.00	0.00	0.00	0.00	0.00						

C Range: 0 - 360DEG

C Interval: FOR A 36° LENS BEAM ANGLE

Test Speed: HIGH

Temperature:25.3℃

Operators:zoe

Test Date:2025-7-03

Range: 0 - 180DEG

Interval: 1.0DEG

Test System:EVERFINE GO-SPEX500_V1 SYSTEM V2.00.461

Humidity:65.0%

Test Distance:3.160m [K=1.0000]

Remarks: LAMP:BXRH-30G10T0-G-83 Ra:90

LENS:PM-1084B 36R

DRIVER:PUP20A-1WMC 600mA

30minutes warm-up