

Photometric report for Flanged and Flangeless Trim



Light Output Ratio:	74.1%	
Luminaire Power:	13.65 W	
SHR Nominal:	0.00	Calculated using the TM5
SHR Maximum:	0.30	fine grid method.

C Range: 0 - 360DEG
C Interval: FOR A 24° LENS BEAM ANGLE
Test Speed: HIGH
Temperature: 25.3 °C
Operators: zoe
Test Date: 2025-7-03

Range: 0 - 180DEG
Interval: 1.0DEG
Test System: EVERFINE GO-SPEX500_V1 SYSTEM V2.00.461
Humidity: 65.0%
Test Distance: 3.160m [K=1.0000]
Remarks: LAMP: BXRH-30G10T0-G-83 Ra: 90
LENS: PM-1084A 24R
DRIVER: PUP20A-1WMC 600mA
30minutes warm-up

LUMINOUS INTENSITY DISTRIBUTION DIAGRAM

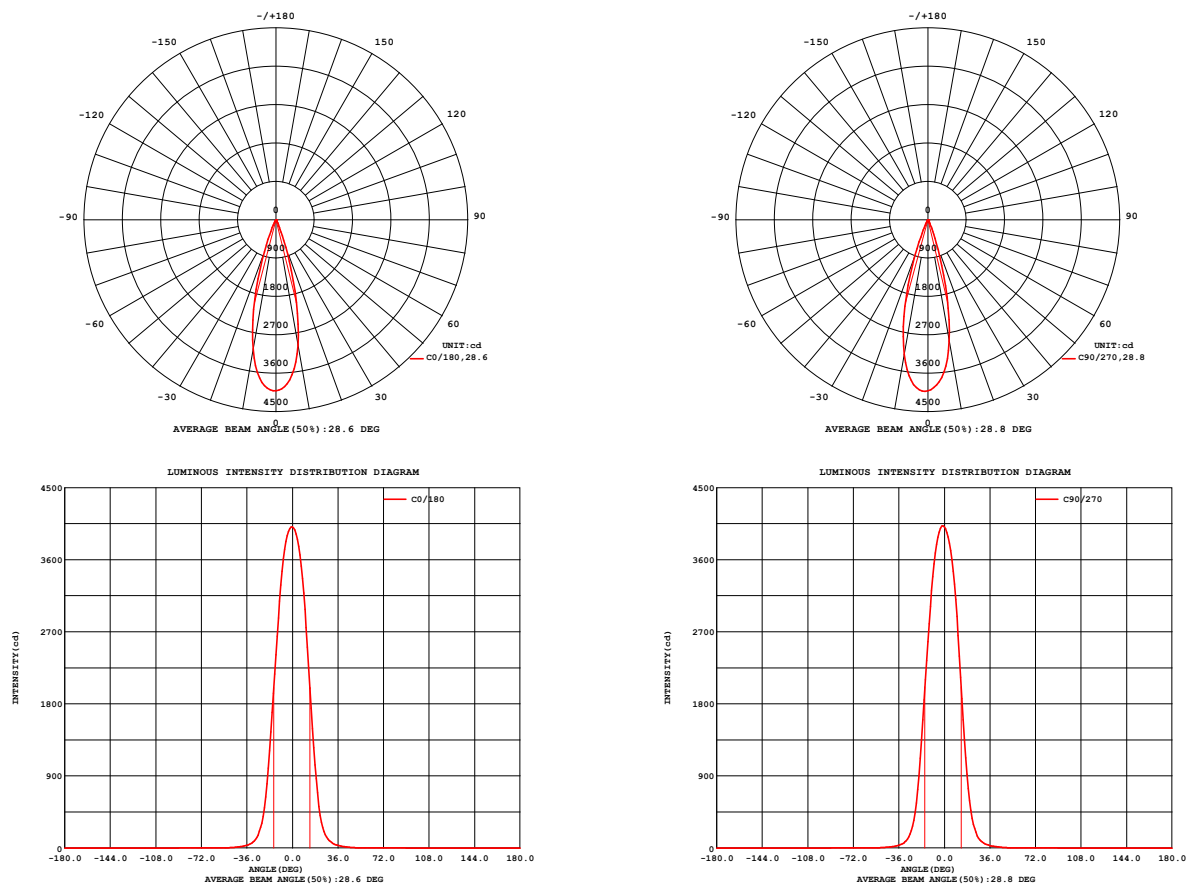


Fig. C0/C180

Fig. C90/C270

C Range: 0 - 360DEG
C Interval: FOR A 24° LENS BEAM ANGLE
Test Speed: HIGH
Temperature: 25.3 °C
Operators: zoe
Test Date: 2025-7-03

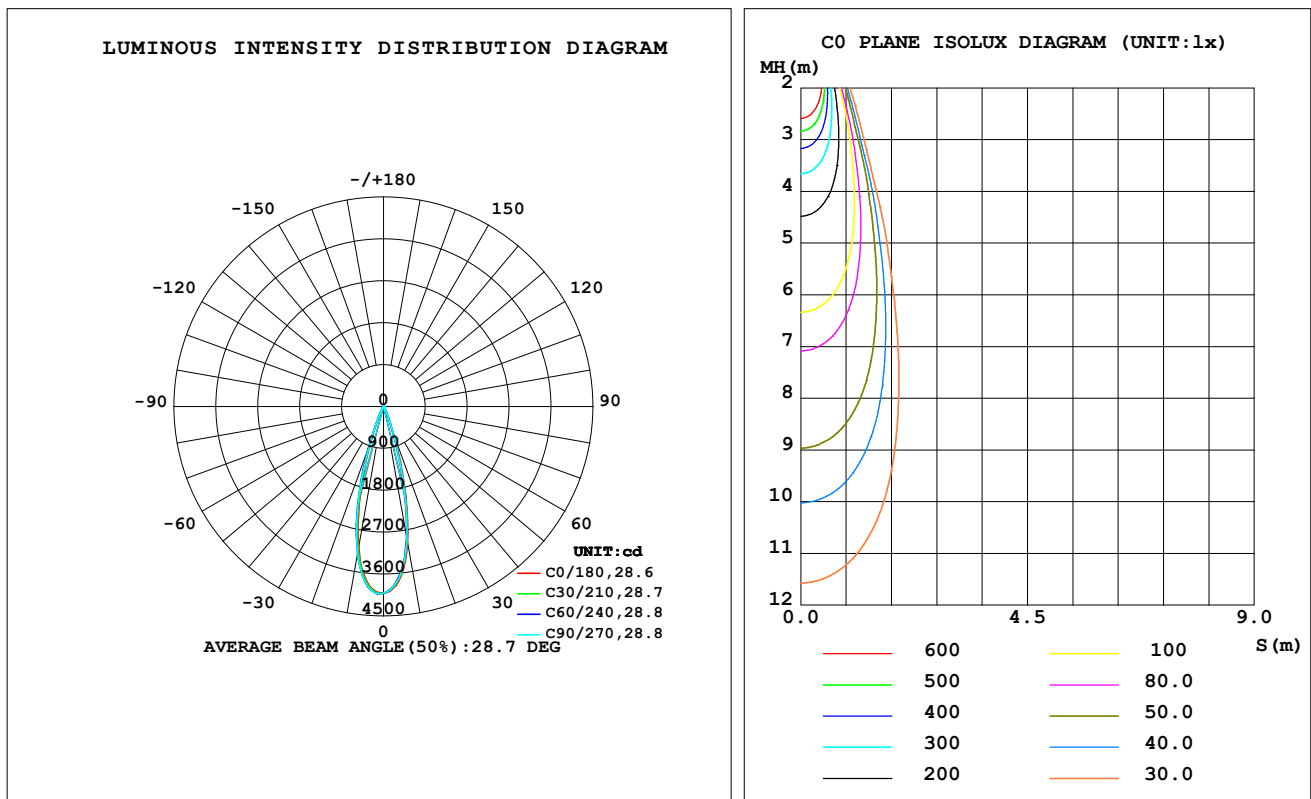
Range: 0 - 180DEG
Interval: 1.0DEG
Test System: EVERFINE GO-SPEX500_V1 SYSTEM V2.00.461
Humidity: 65.0%
Test Distance: 3.160m [K=1.0000]
Remarks: LAMP: BXRH-30G10T0-G-83 Ra: 90
LENS: PM-1084A 24R
DRIVER: PUP20A-1WMC 600mA

30minutes warm-up

LUMINAIRE PHOTOMETRIC TEST REPORT

Test:U:120.18V I:0.1145A P:13.655W PF:0.9908 Freq:59.98Hz Lamp Flux:1342.44x1 lm		
NAME: CTL-M-1.5S-30K-24-RD-AD	TYPE:	WEIGHT:
SPEC.: 3000K	DIM.:	SERIAL No.: 2507030420
MFR.: MERCURY LIGHTING	SUR.: 0.001256m2	Shielding Angle:

DATA OF LAMP		PHOTOMETRIC DATA				Eff: 72.90 lm/W
MODEL	Brideglux	I _{max} (cd)	4023	S/MH (C0/180)		0.46
NOMINAL POWER (W)	13	LOR (%)	74.1	S/MH (C90/270)		0.48
RATED VOLTAGE (V)	120	TOTAL FLUX (lm)	995.42	☒ UP, DN (C0-180)		0.0, 34.5
NOMINAL FLUX (lm)	1342.44	CIE CLASS	DIRECT	☒ UP, DN (C180-360)		0.0, 39.6
LAMPS INSIDE	1	☒ up (%)	0.0	CIBSE SHR NOM		0.00
TEST VOLTAGE (V)	120	☒ down (%)	74.1	CIBSE SHR MAX		0.30



C Range: 0 - 360DEG
 C Interval: FOR A 24° LENS BEAM ANGLE
 Test Speed: HIGH
 Temperature: 25.3 °C
 Operators: zoe
 Test Date: 2025-7-03

Range: 0 - 180DEG
 Interval: 1.0DEG
 Test System: EVERFINE GO-SPEX500_V1 SYSTEM V2.00.461
 Humidity: 65.0%
 Test Distance: 3.160m [K=1.0000]
 Remarks: LAMP: BXRH-30G10T0-G-83 Ra: 90
 LENS: PM-1084A 24R
 DRIVER: PUP20A-1WMC 600mA

30minutes warm-up

ZONAL FLUX DIAGRAM
ZONAL FLUX DIAGRAM:

°	C0	C45	C90	C135	C180	C225	C270	C315	°	zone	total	%lum,lamp
10	2980	2884	2890	2987	3084	3170	3210	3130	0- 10	338.6	338.6	34,25.2
20	690.2	598.4	590.2	690.6	801.8	916.5	899.5	826.8	10- 20	491.6	830.2	83.4,61.8
30	81.56	76.34	71.97	79.92	87.58	93.69	89.97	94.44	20- 30	127.6	957.8	96.2,71.3
40	18.50	19.10	18.87	18.45	18.99	19.16	19.04	19.54	30- 40	26.12	983.9	98.8,73.3
50	3.896	3.814	3.696	3.599	3.835	3.992	4.046	3.900	40- 50	7.558	991.5	99.6,73.9
60	1.810	1.589	1.517	1.497	1.576	1.696	1.784	1.822	50- 60	1.980	993.4	99.8,74
70	0.7027	0.7076	0.7320	0.7319	0.7250	0.7067	0.8918	0.7714	60- 70	1.337	994.8	99.9,74.1
80	0.2875	0.2716	0.2928	0.2839	0.3010	0.2710	0.2774	0.2633	70- 80	0.5059	995.3	100,74.1
90	0	0	0	0	0	0	0	0	80- 90	0.1420	995.4	100,74.1
100	0	0	0	0	0	0	0	0	90-100	0	995.4	100,74.1
110	0	0	0	0	0	0	0	0	100-110	0	995.4	100,74.1
120	0	0	0	0	0	0	0	0	110-120	0	995.4	100,74.1
130	0	0	0	0	0	0	0	0	120-130	0	995.4	100,74.1
140	0	0	0	0	0	0	0	0	130-140	0	995.4	100,74.1
150	0	0	0	0	0	0	0	0	140-150	0	995.4	100,74.1
160	0	0	0	0	0	0	0	0	150-160	0	995.4	100,74.1
170	0	0	0	0	0	0	0	0	160-170	0	995.4	100,74.1
180	0	0	0	0	0	0	0	0	170-180	0	995.4	100,74.1
DEG	LUMINOUS INTENSITY:cd									UNIT:lm		

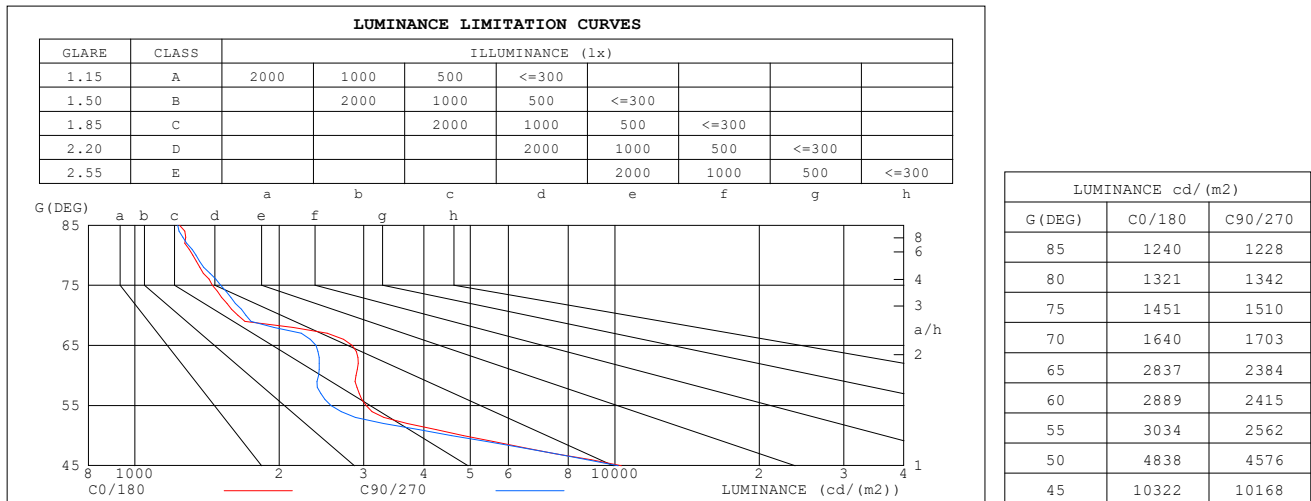
C Range: 0 - 360DEG
 C Interval: FOR A 24° LENS BEAM ANGLE
 Test Speed: HIGH
 Temperature:25.3℃
 Operators:zoe
 Test Date:2025-7-03

Range: 0 - 180DEG
 Interval: 1.0DEG
 Test System:EVERFINE GO-SPEX500_V1 SYSTEM V2.00.461
 Humidity:65.0%
 Test Distance:3.160m [K=1.0000]
 Remarks: LAMP:BXRH-30G10T0-G-83 Ra:90
 LENS:PM-1084A 24R
 DRIVER:PUP20A-1WMC 600mA

30minutes warm-up

LUMINANCE LIMITATION CURVES

Test: U:120.18V I:0.1145A P:13.655W PF:0.9908 Freq:59.98Hz Lamp Flux: 1342.44x1 lm		
NAME: CTL-M-1.5S-30K-24-RD-AD	TYPE:	WEIGHT:
SPEC.: 3000K	DIM.:	SERIAL No.: 2507030420
MFR.: MERCURY LIGHTING	SUR.: 0.001256m2	Shielding Angle:



C Range: 0 - 360DEG
C Interval: FOR A 24° LENS BEAM ANGLE
Test Speed: HIGH
Temperature: 25.3 °C
Operators: zoe
Test Date: 2025-7-03

Range: 0 - 180DEG
Interval: 1.0DEG
Test System: EVERFINE GO-SPEX500_V1 SYSTEM V2.00.461
Humidity: 65.0%
Test Distance: 3.160m [K=1.0000]
Remarks: LAMP: BXRH-30G10T0-G-83 Ra:90
 LENS: PM-1084A 24R
 DRIVER: PUP20A-1WMC 600mA

30minutes warm-up

CU AND LUMINAIRE BUDGETARY ESTIMATE DIAGRAM

 Test:U:120.18V I:0.1145A P:13.655W PF:0.9908 Freq:59.98Hz
 Lamp Flux:1342.44x1 lm

NAME: CTL-M-1.5S-30K-24-RD-AD

TYPE:

WEIGHT:

SPEC.: 3000K

DIM.:

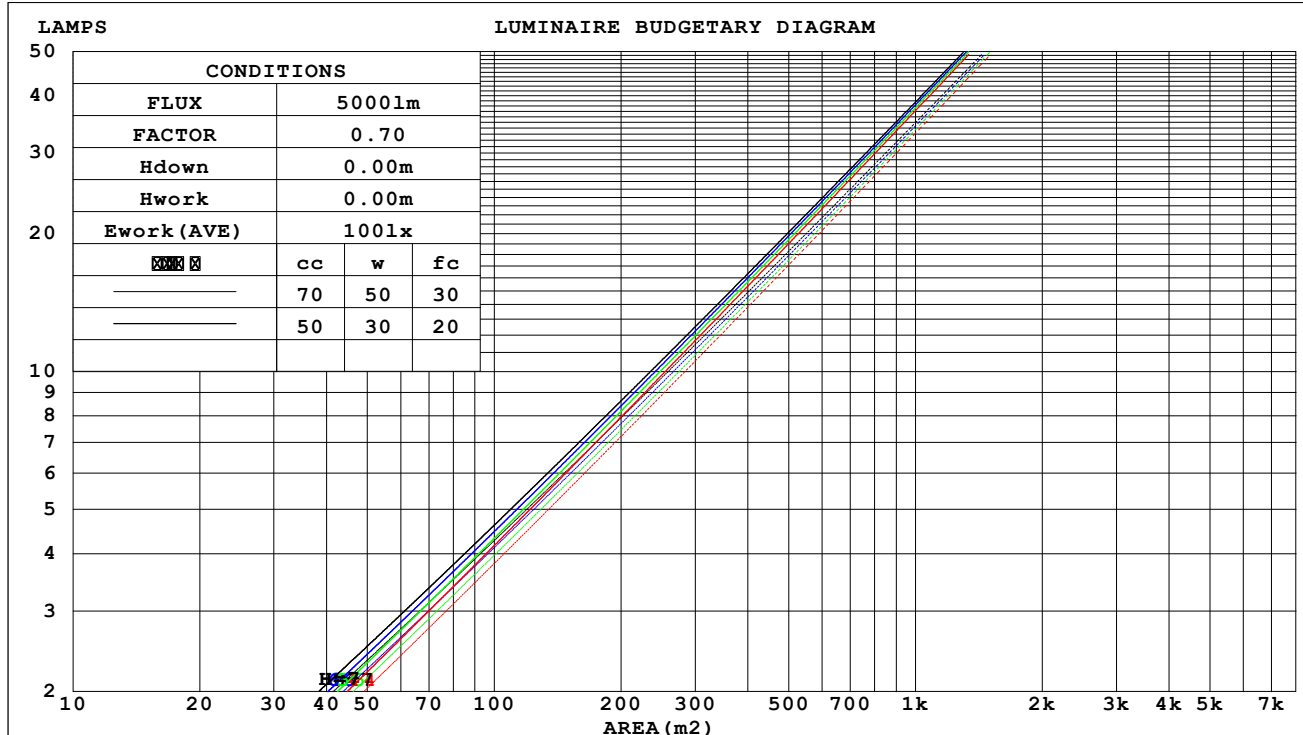
SERIAL No.: 2507030420

MFR.: MERCURY LIGHTING

SUR.: 0.001256m2

Shielding Angle:

cc	80%			70%			50%			30%			10%			0
w	50%	30%	10%	50%	30%	10%	50%	30%	10%	50%	30%	10%	50%	30%	10%	0
fc	20%			20%			20%			20%			20%			0
RCR	RCR:Room Cavity Ratio															



C Range: 0 - 360DEG

C Interval: FOR A 24° LENS BEAM ANGLE

Test Speed: HIGH

Temperature:25.3℃

Operators:zoe

Test Date:2025-7-03

Range: 0 - 180DEG

Interval: 1.0DEG

Test System:EVERFINE GO-SPEX500_V1 SYSTEM V2.00.461

Humidity:65.0%

Test Distance:3.160m [K=1.0000]

Remarks: LAMP:BXRH-30G10T0-G-83 Ra:90

LENS:PM-1084A 24R

DRIVER:PUP20A-1WMC 600mA

30minutes warm-up

WEC AND CCEC

Test:U:120.18V I:0.1145A P:13.655W PF:0.9908 Freq:59.98Hz Lamp Flux:1342.44x1 lm		
NAME: CTL-M-1.5S-30K-24-RD-AD	TYPE:	WEIGHT:
SPEC.: 3000K	DIM.:	SERIAL No.: 2507030420
MFR.: MERCURY LIGHTING	SUR.: 0.001256m2	Shielding Angle:

cc	80%			70%			50%			30%			10%			0	
w	50%	30%	10%	50%	30%	10%	50%	30%	10%	50%	30%	10%	50%	30%	10%	0	
fc	20%			20%			20%			20%			20%			0	
RCR	RCR:Room Cavity Ratio						Wall Exitance Coefficients(WEC)										
0.0																	
1.0	.101	.057	.018	.096	.055	.017	.087	.050	.016	.078	.045	.014	.070	.041	.013		
2.0	.093	.051	.016	.089	.049	.015	.081	.045	.014	.074	.042	.013	.068	.038	.012		
3.0	.087	.046	.014	.083	.045	.013	.077	.042	.013	.071	.039	.012	.066	.036	.011		
4.0	.081	.042	.012	.078	.041	.012	.073	.039	.012	.068	.037	.011	.063	.034	.011		
5.0	.076	.039	.011	.074	.038	.011	.069	.036	.011	.065	.034	.010	.061	.033	.010		
6.0	.072	.036	.010	.070	.035	.010	.066	.034	.010	.063	.033	.010	.059	.031	.009		
7.0	.069	.034	.010	.067	.033	.009	.063	.032	.009	.060	.031	.009	.057	.030	.009		
8.0	.065	.032	.009	.064	.031	.009	.061	.030	.009	.058	.029	.008	.056	.029	.008		
9.0	.063	.030	.008	.061	.030	.008	.059	.029	.008	.056	.028	.008	.054	.027	.008		
10.0	.060	.029	.008	.059	.028	.008	.056	.028	.008	.054	.027	.008	.052	.026	.008		

cc	80%			70%			50%			30%			10%			0
w	50%	30%	10%	50%	30%	10%	50%	30%	10%	50%	30%	10%	50%	30%	10%	0
fc	20%			20%			20%			20%			20%			0
RCR	RCR:Room Cavity Ratio						Ceiling Cavity Exitance Coefficients(CCEC)									
0.0	.141	.141	.141	.121	.121	.121	.082	.082	.082	.047	.047	.047	.015	.015	.015	
1.0	.125	.117	.110	.107	.100	.095	.073	.069	.065	.042	.040	.038	.013	.013	.012	
2.0	.111	.098	.088	.095	.085	.076	.065	.059	.053	.038	.034	.031	.012	.011	.010	
3.0	.100	.084	.071	.086	.072	.062	.059	.050	.043	.034	.029	.026	.011	.010	.008	
4.0	.091	.073	.059	.078	.063	.051	.054	.044	.036	.031	.026	.021	.010	.008	.007	
5.0	.083	.063	.049	.071	.055	.043	.049	.038	.030	.028	.023	.018	.009	.007	.006	
6.0	.076	.056	.041	.066	.048	.036	.045	.034	.026	.026	.020	.015	.008	.007	.005	
7.0	.071	.050	.035	.061	.043	.031	.042	.030	.022	.024	.018	.013	.008	.006	.004	
8.0	.066	.045	.030	.057	.039	.027	.039	.027	.019	.023	.016	.011	.007	.005	.004	
9.0	.062	.041	.027	.053	.035	.023	.037	.025	.016	.021	.015	.010	.007	.005	.003	
10.0	.058	.037	.023	.050	.032	.020	.035	.023	.014	.020	.013	.009	.007	.004	.003	

C Range: 0 - 360DEG
 C Interval: FOR A 24° LENS BEAM ANGLE
 Test Speed: HIGH
 Temperature:25.3℃
 Operators:zoe
 Test Date:2025-7-03

Range: 0 - 180DEG
 Interval: 1.0DEG
 Test System:EVERFINE GO-SPEX500_V1 SYSTEM V2.00.461
 Humidity:65.0%
 Test Distance:3.160m [K=1.0000]
 Remarks: LAMP:BXRH-30G10T0-G-83 Ra:90
 LENS:PM-1084A 24R
 DRIVER:PUP20A-1WMC 600mA

30minutes warm-up

UGR(Unified Glare Rating) Table

Test:U:120.18V I:0.1145A P:13.655W PF:0.9908 Freq:59.98Hz Lamp Flux:1342.44x1 lm											
NAME: CTL-M-1.5S-30K-24-RD-AD						TYPE:		WEIGHT:			
SPEC.: 3000K						DIM.:		SERIAL No.: 2507030420			
MFR.: MERCURY LIGHTING						SUR.: 0.001256m2		Shielding Angle:			
ceiling/cavity	0.7	0.7	0.5	0.5	0.3	0.7	0.7	0.5	0.5	0.3	
walls	0.5	0.3	0.5	0.3	0.3	0.5	0.3	0.5	0.3	0.3	
working plane	0.2	0.2	0.2	0.2	0.2	0.2	0.2	0.2	0.2	0.2	
Room dimensions		Viewed crosswise					Viewed endwise				
x = 2H y = 2H	2H	8.3	9.0	8.5	9.1	9.3	8.1	8.7	8.3	8.8	9.0
	3H	8.3	8.9	8.5	9.1	9.3	8.0	8.6	8.3	8.8	9.0
	4H	8.3	8.8	8.5	9.0	9.3	8.0	8.6	8.3	8.8	9.0
	6H	8.2	8.8	8.5	9.0	9.2	8.0	8.5	8.2	8.7	9.0
	8H	8.2	8.7	8.5	9.0	9.2	7.9	8.5	8.2	8.7	9.0
	12H	8.2	8.7	8.5	8.9	9.2	7.9	8.4	8.2	8.7	8.9
4H	2H	8.2	8.7	8.4	8.9	9.2	7.9	8.5	8.2	8.7	8.9
	3H	8.2	8.7	8.5	8.9	9.2	7.9	8.4	8.2	8.7	8.9
	4H	8.1	8.6	8.5	8.9	9.2	7.9	8.4	8.2	8.6	8.9
	6H	8.1	8.5	8.5	8.8	9.2	7.9	8.3	8.2	8.6	8.9
	8H	8.1	8.5	8.5	8.8	9.2	7.8	8.2	8.2	8.6	8.9
	12H	8.1	8.4	8.5	8.8	9.2	7.8	8.2	8.2	8.5	8.9
8H	4H	8.0	8.4	8.4	8.8	9.1	7.8	8.2	8.2	8.5	8.9
	6H	8.0	8.3	8.4	8.7	9.1	7.8	8.1	8.2	8.5	8.9
	8H	8.0	8.3	8.4	8.7	9.1	7.8	8.0	8.2	8.4	8.9
	12H	8.0	8.2	8.4	8.6	9.1	7.7	8.0	8.2	8.4	8.9
12H	4H	8.0	8.3	8.4	8.7	9.1	7.7	8.1	8.1	8.5	8.8
	6H	8.0	8.2	8.4	8.7	9.1	7.7	8.0	8.2	8.4	8.9
	8H	7.9	8.2	8.4	8.6	9.1	7.7	8.0	8.2	8.4	8.9
Variations with the observer position at spacings(CIE Pub.117):											
S = 1.0H	+ 2.6 / - 5.1					+ 2.6 / - 5.2					
1.5H	+ 4.6 / - 5.0					+ 4.5 / - 5.2					
2.0H	+ 4.5 / - 2.2					+ 4.6 / - 2.0					

CIE Pub.117, 1342 lm Total Lamp Luminous Flux Correct (8log(F/F0) = 1.0)
 Area: 0.001256 m2

C Range: 0 - 360DEG
 C Interval: FOR A 24° LENS BEAM ANGLE
 Test Speed: HIGH
 Temperature:25.3℃
 Operators:zoe
 Test Date:2025-7-03

Range: 0 - 180DEG
 Interval: 1.0DEG
 Test System:EVERFINE GO-SPEX500_V1 SYSTEM V2.00.461
 Humidity:65.0%
 Test Distance:3.160m [K=1.0000]
 Remarks: LAMP:BXRH-30G10T0-G-83 Ra:90
 LENS:PM-1084A 24R
 DRIVER:PUP20A-1WMC 600mA

30minutes warm-up

UTILIZATION FACTORS TABLE

Test:U:120.18V I:0.1145A P:13.655W PF:0.9908 Freq:59.98Hz Lamp Flux:1342.44x1 lm		
NAME: CTL-M-1.5S-30K-24-RD-AD	TYPE:	WEIGHT:
SPEC.: 3000K	DIM.:	SERIAL No.: 2507030420
MFR.: MERCURY LIGHTING	SUR.: 0.001256m2	Shielding Angle:

REFLECTANCE										
Ceiling	0.8	0.8	0.8	0.7	0.7	0.7	0.5	0.5	0.5	0
Walls	0.7	0.5	0.3	0.7	0.5	0.3	0.7	0.5	0.3	0
Working plane	0.2	0.2	0.2	0.2	0.2	0.2	0.2	0.2	0.2	0
ROOM INDEX	UTILIZATION FACTORS (PERCENT) $k(RI) \times RCR = 5$									
k = 0.60	67	63	61	67	63	61	66	63	60	58
0.80	73	69	66	72	68	66	71	68	66	63
1.00	75	72	69	75	71	69	74	71	69	66
1.25	78	75	72	77	74	72	76	73	71	68
1.50	80	77	74	79	76	74	77	75	73	70
2.00	81	79	76	80	78	76	78	76	75	71
2.50	82	80	78	81	79	77	79	77	76	72
3.00	83	81	79	82	80	79	80	78	77	72
4.00	85	83	82	83	82	81	81	80	79	73
5.00	86	84	83	84	83	82	81	80	80	74
ROOM INDEX	UF (total)									Direct
According to DIN EN 13032-2 2004			Suspended					SHRNOM = 1.25		

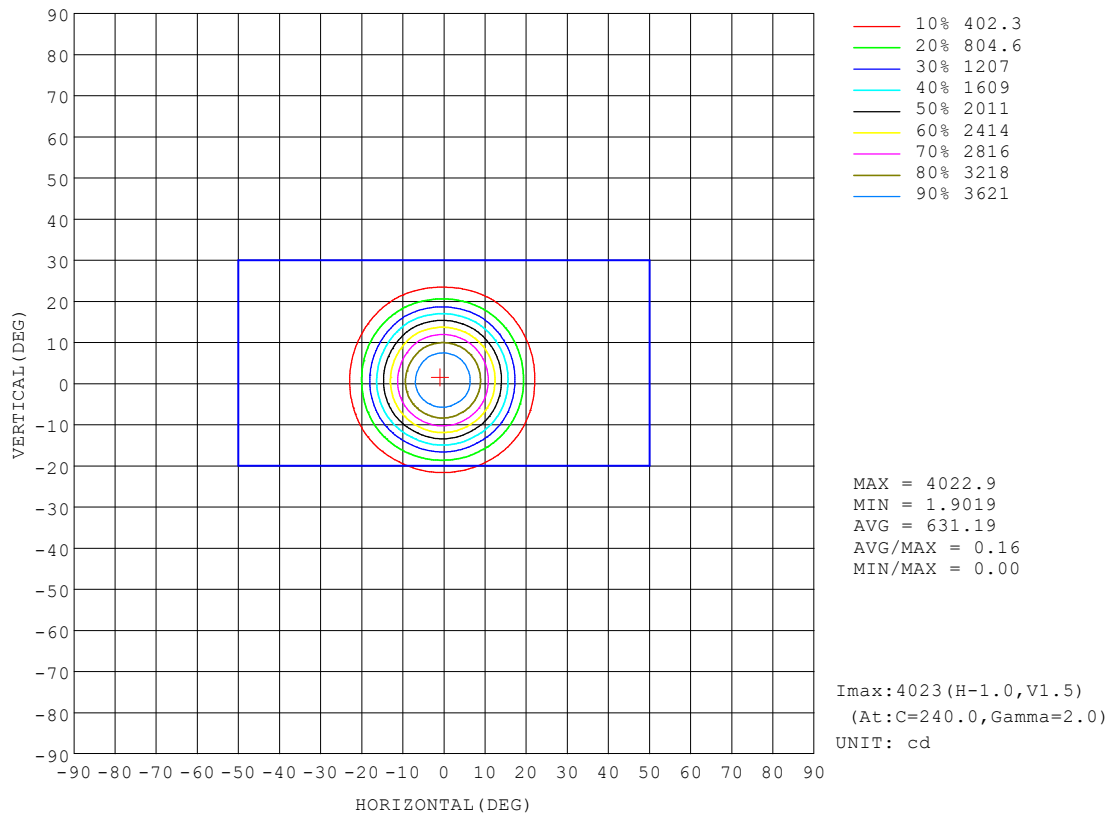
C Range: 0 - 360DEG
 C Interval: FOR A 24° LENS BEAM ANGLE
 Test Speed: HIGH
 Temperature: 25.3 °C
 Operators: zoe
 Test Date: 2025-7-03

Range: 0 - 180DEG
 Interval: 1.0DEG
 Test System: EVERFINE GO-SPEX500_V1 SYSTEM V2.00.461
 Humidity: 65.0%
 Test Distance: 3.160m [K=1.0000]
 Remarks: LAMP: BXRH-30G10T0-G-83 Ra: 90
 LENS: PM-1084A 24R
 DRIVER: PUP20A-1WMC 600mA

30minutes warm-up

ISOCANDELA DIAGRAM

Test:U:120.18V I:0.1145A P:13.655W PF:0.9908 Freq:59.98Hz Lamp Flux:1342.44x1 lm		
NAME: CTL-M-1.5S-30K-24-RD-AD	TYPE:	WEIGHT:
SPEC.: 3000K	DIM.:	SERIAL No.: 2507030420
MFR.: MERCURY LIGHTING	SUR.: 0.001256m2	Shielding Angle:



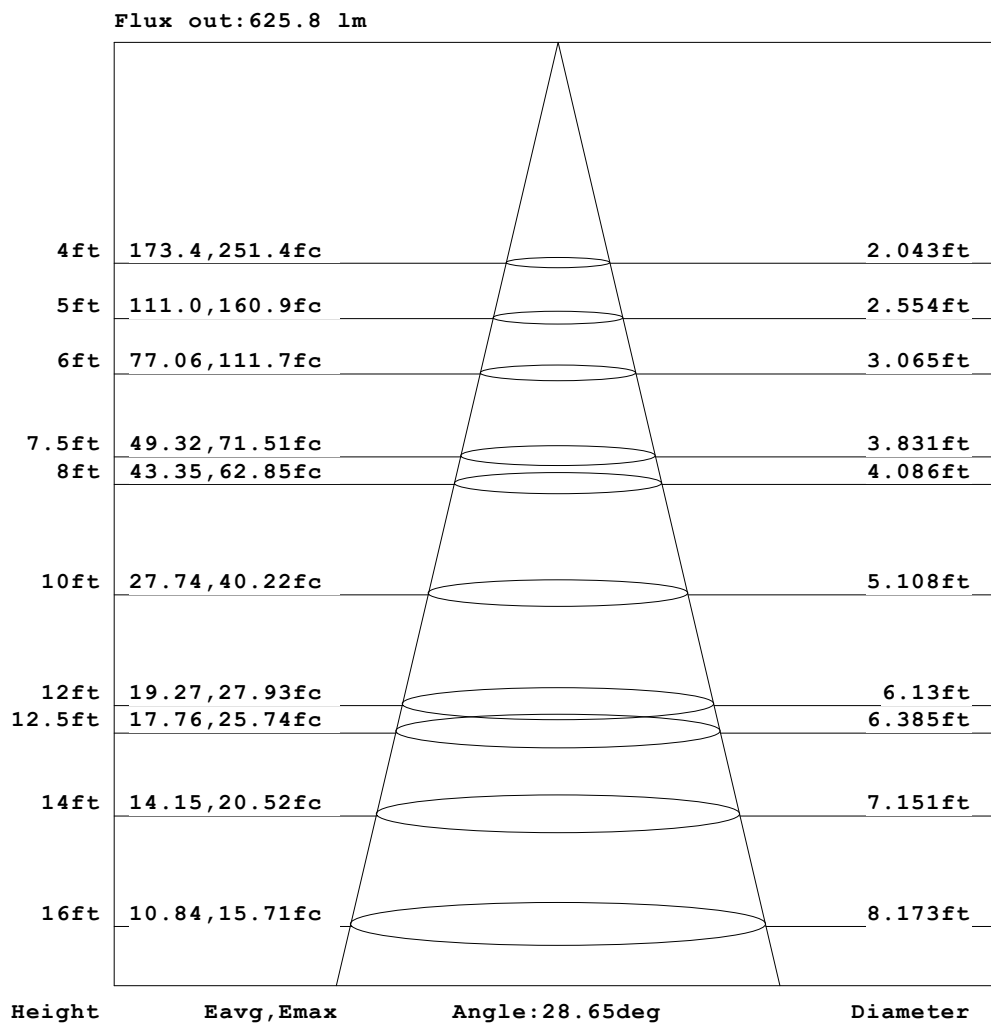
C Range: 0 - 360DEG
 C Interval: FOR A 24° LENS BEAM ANGLE
 Test Speed: HIGH
 Temperature:25.3 °C
 Operators:zoe
 Test Date:2025-7-03

Range: 0 - 180DEG
 Interval: 1.0DEG
 Test System:EVERFINE GO-SPEX500_V1 SYSTEM V2.00.461
 Humidity:65.0%
 Test Distance:3.160m [K=1.0000]
 Remarks: LAMP:BXRH-30G10T0-G-83 Ra:90
 LENS:PM-1084A 24R
 DRIVER:PUP20A-1WMC 600mA

30minutes warm-up

AAI Figure

Test:U:120.18V I:0.1145A P:13.655W PF:0.9908 Freq:59.98Hz Lamp Flux:1342.44x1 lm		
NAME: CTL-M-1.5S-30K-24-RD-AD	TYPE:	WEIGHT:
SPEC.: 3000K	DIM.:	SERIAL No.: 2507030420
MFR.: MERCURY LIGHTING	SUR.: 0.001256m2	Shielding Angle:



Note: The Curves indicate the illuminated area and the average illumination when the luminaire is at different distance.

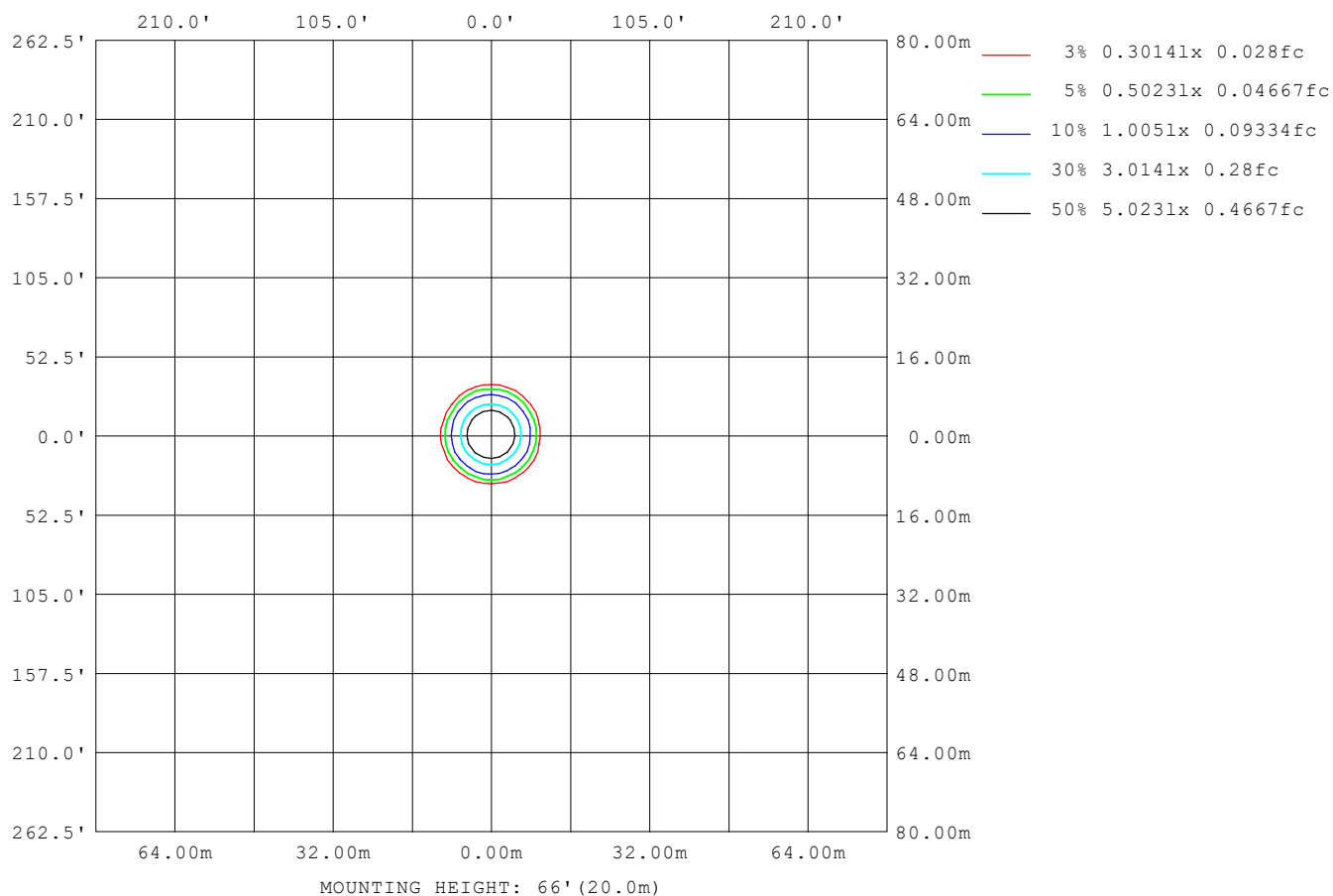
C Range: 0 - 360DEG
 C Interval: FOR A 24° LENS BEAM ANGLE
 Test Speed: HIGH
 Temperature: 25.3 °C
 Operators: zoe
 Test Date: 2025-7-03

Range: 0 - 180DEG
 Interval: 1.0DEG
 Test System: EVERFINE GO-SPEX500_V1 SYSTEM V2.00.461
 Humidity: 65.0%
 Test Distance: 3.160m [K=1.0000]
 Remarks: LAMP: BXRH-30G10T0-G-83 Ra: 90
 LENS: PM-1084A 24R
 DRIVER: PUP20A-1WMC 600mA

30minutes warm-up

ISOLUX DIAGRAM

Test: U:120.18V I:0.1145A P:13.655W PF:0.9908 Freq:59.98Hz Lamp Flux: 1342.44x1 lm		
NAME: CTL-M-1.5S-30K-24-RD-AD	TYPE:	WEIGHT:
SPEC.: 3000K	DIM.:	SERIAL No.: 2507030420
MFR.: MERCURY LIGHTING	SUR.: 0.001256m2	Shielding Angle:



C Range: 0 - 360DEG
C Interval: FOR A 24° LENS BEAM ANGLE
Test Speed: HIGH
Temperature: 25.3 °C
Operators: zoe
Test Date: 2025-7-03

Range: 0 - 180DEG
Interval: 1.0DEG
Test System: EVERFINE GO-SPEX500_V1 SYSTEM V2.00.461
Humidity: 65.0%
Test Distance: 3.160m [K=1.0000]
Remarks: LAMP: BXRH-30G10T0-G-83 Ra:90
 LENS: PM-1084A 24R
 DRIVER: PUP20A-1WMC 600mA

30minutes warm-up

LED Avg.L Report

Test:U:120.18V I:0.1145A P:13.655W PF:0.9908 Freq:59.98Hz Lamp Flux:1342.44x1 lm		
NAME: CTL-M-1.5S-30K-24-RD-AD	TYPE:	WEIGHT:
SPEC.: 3000K	DIM.:	SERIAL No.: 2507030420
MFR.: MERCURY LIGHTING	SUR.: 0.001256m2	Shielding Angle:

AvgL	cd/m2
L_0~180 (65) av	2585
L_0~180 (75) av	1479
L_0~180 (85) av	1289
L_90~270 (65) av	2813
L_90~270 (75) av	1457
L_90~270 (85) av	1206
L_45 (65) av	2715
L_45 (75) av	1432
L_45 (85) av	1060

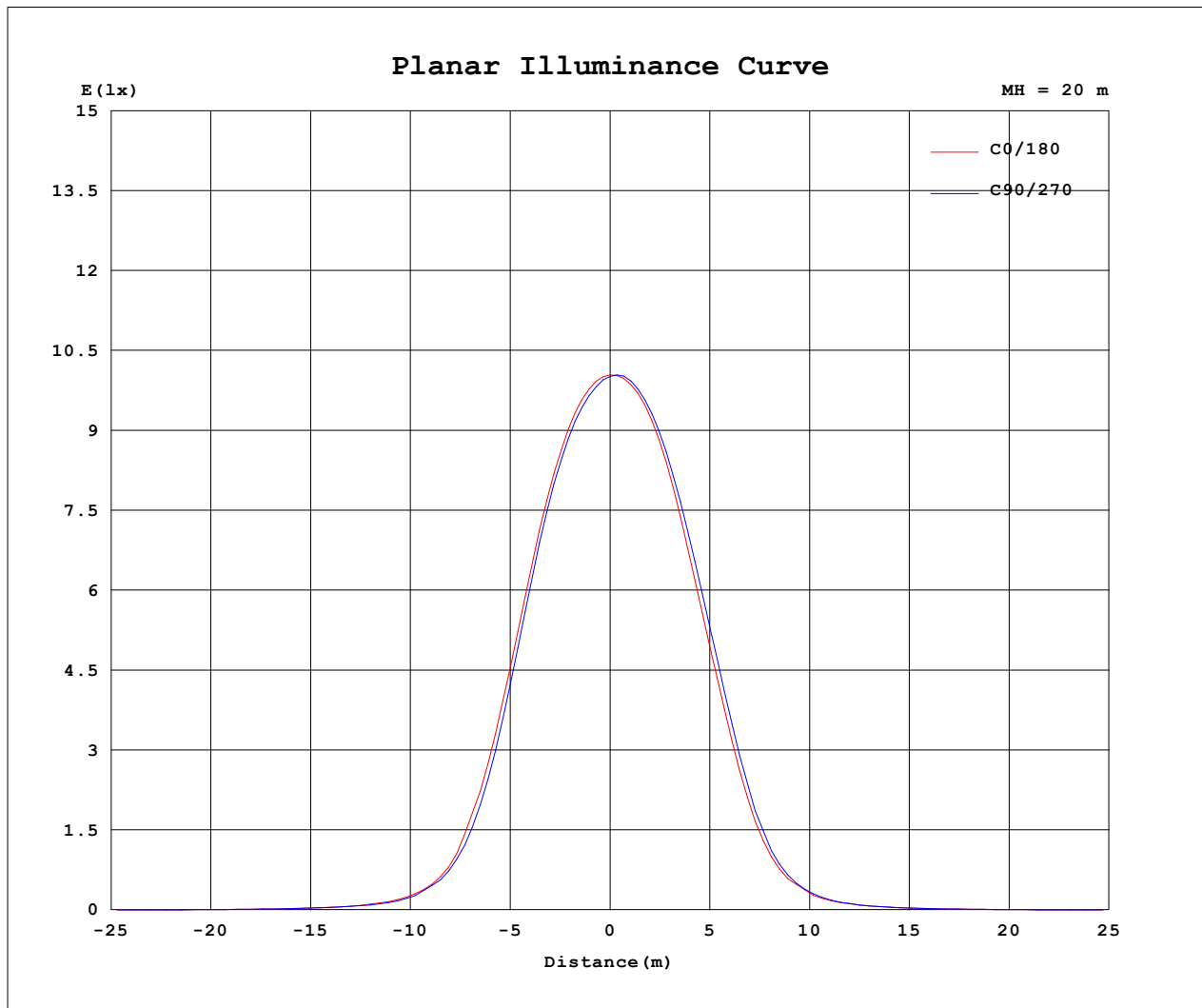
Standard: GB/T 29293-2012

C Range: 0 - 360DEG
 C Interval: FOR A 24° LENS BEAM ANGLE
 Test Speed: HIGH
 Temperature: 25.3 °C
 Operators: zoe
 Test Date: 2025-7-03

Range: 0 - 180DEG
 Interval: 1.0DEG
 Test System: EVERFINE GO-SPEX500_V1 SYSTEM V2.00.461
 Humidity: 65.0%
 Test Distance: 3.160m [K=1.0000]
 Remarks: LAMP: BXRH-30G10T0-G-83 Ra: 90
 LENS: PM-1084A 24R
 DRIVER: PUP20A-1WMC 600mA

30minutes warm-up

Planar Illuminance Curve



C Range: 0 - 360DEG
C Interval: FOR A 24° LENS BEAM ANGLE
Test Speed: HIGH
Temperature: 25.3 °C
Operators: zoe
Test Date: 2025-7-03

Range: 0 - 180DEG
Interval: 1.0DEG
Test System: EVERFINE GO-SPEX500_V1 SYSTEM V2.00.461
Humidity: 65.0%
Test Distance: 3.160m [K=1.0000]
Remarks: LAMP: BXRH-30G10T0-G-83 Ra: 90
LENS: PM-1084A 24R
DRIVER: PUP20A-1WMC 600mA

30minutes warm-up

LUMINOUS DISTRIBUTION INTENSITY DATA

Test:U:120.18V I:0.1145A P:13.655W PF:0.9908 Freq:59.98Hz Lamp Flux:1342.44x1 lm		
NAME: CTL-M-1.5S-30K-24-RD-AD	TYPE:	WEIGHT:
SPEC.: 3000K	DIM.:	SERIAL No.: 2507030420
MFR.: MERCURY LIGHTING	SUR.: 0.001256m2	Shielding Angle:

Table--1

UNIT: cd

C (DEG) (DEG)	0	30	60	90	120	150	180	210	240	270	300	330						
0	4009	4009	4009	4009	4009	4009	4009	4009	4009	4009	4009	4009						
5	3767	3731	3692	3715	3742	3799	3826	3849	3884	3877	3861	3816						
10	2980	2912	2857	2890	2939	3034	3084	3129	3211	3210	3174	3086						
15	1744	1669	1574	1600	1654	1825	1933	2014	2127	2099	2020	1880						
20	690	624	572	590	648	733	802	885	948	899	870	784						
25	206	211	187	198	193	239	259	262	291	273	280	237						
30	81.6	76.9	75.8	72.0	76.5	83.3	87.6	90.8	96.6	90.0	98.1	90.8						
35	38.1	37.8	36.9	36.3	36.3	38.7	39.8	40.3	41.7	40.1	43.2	40.4						
40	18.5	19.2	19.0	18.9	18.1	18.8	19.0	18.7	19.6	19.0	20.1	19.0						
45	9.15	9.30	9.65	9.04	8.79	8.73	8.99	9.37	9.59	9.66	9.53	9.35						
50	3.90	3.92	3.71	3.70	3.59	3.61	3.83	3.90	4.09	4.05	3.95	3.85						
55	2.18	2.06	1.88	1.85	1.82	1.83	1.96	2.03	2.03	2.06	2.09	2.11						
60	1.81	1.66	1.51	1.52	1.50	1.49	1.58	1.68	1.71	1.78	1.83	1.82						
65	1.50	1.32	1.25	1.27	1.25	1.25	1.24	1.38	1.60	1.72	1.77	1.71						
70	0.70	0.70	0.71	0.73	0.73	0.73	0.73	0.72	0.69	0.89	0.85	0.69						
75	0.47	0.46	0.47	0.49	0.48	0.49	0.49	0.47	0.46	0.46	0.45	0.45						
80	0.29	0.27	0.27	0.29	0.28	0.29	0.30	0.27	0.27	0.28	0.26	0.26						
85	0.14	0.12	0.12	0.13	0.12	0.13	0.15	0.12	0.12	0.13	0.11	0.11						
90	0.00	0.00	0.00	0.00	0.00	0.00	0.00	0.00	0.00	0.00	0.00	0.00						
95	0.00	0.00	0.00	0.00	0.00	0.00	0.00	0.00	0.00	0.00	0.00	0.00						
100	0.00	0.00	0.00	0.00	0.00	0.00	0.00	0.00	0.00	0.00	0.00	0.00						
105	0.00	0.00	0.00	0.00	0.00	0.00	0.00	0.00	0.00	0.00	0.00	0.00						
110	0.00	0.00	0.00	0.00	0.00	0.00	0.00	0.00	0.00	0.00	0.00	0.00						
115	0.00	0.00	0.00	0.00	0.00	0.00	0.00	0.00	0.00	0.00	0.00	0.00						
120	0.00	0.00	0.00	0.00	0.00	0.00	0.00	0.00	0.00	0.00	0.00	0.00						
125	0.00	0.00	0.00	0.00	0.00	0.00	0.00	0.00	0.00	0.00	0.00	0.00						
130	0.00	0.00	0.00	0.00	0.00	0.00	0.00	0.00	0.00	0.00	0.00	0.00						
135	0.00	0.00	0.00	0.00	0.00	0.00	0.00	0.00	0.00	0.00	0.00	0.00						
140	0.00	0.00	0.00	0.00	0.00	0.00	0.00	0.00	0.00	0.00	0.00	0.00						
145	0.00	0.00	0.00	0.00	0.00	0.00	0.00	0.00	0.00	0.00	0.00	0.00						
150	0.00	0.00	0.00	0.00	0.00	0.00	0.00	0.00	0.00	0.00	0.00	0.00						
155	0.00	0.00	0.00	0.00	0.00	0.00	0.00	0.00	0.00	0.00	0.00	0.00						
160	0.00	0.00	0.00	0.00	0.00	0.00	0.00	0.00	0.00	0.00	0.00	0.00						
165	0.00	0.00	0.00	0.00	0.00	0.00	0.00	0.00	0.00	0.00	0.00	0.00						
170	0.00	0.00	0.00	0.00	0.00	0.00	0.00	0.00	0.00	0.00	0.00	0.00						
175	0.00	0.00	0.00	0.00	0.00	0.00	0.00	0.00	0.00	0.00	0.00	0.00						
180	0.00	0.00	0.00	0.00	0.00	0.00	0.00	0.00	0.00	0.00	0.00	0.00						

C Range: 0 - 360DEG

C Interval: FOR A 24° LENS BEAM ANGLE

Test Speed: HIGH

Temperature:25.3℃

Operators:zoe

Test Date:2025-7-03

Range: 0 - 180DEG

Interval: 1.0DEG

Test System:EVERFINE GO-SPEX500_V1 SYSTEM V2.00.461

Humidity:65.0%

Test Distance:3.160m [K=1.0000]

Remarks: LAMP:BXRH-30G10T0-G-83 Ra:90

LENS:PM-1084A 24R

DRIVER:PUP20A-1WMC 600mA

30minutes warm-up