


Photometric report for Flanged and Flangeless Trim



Light Output Ratio:	78.0%	
Luminaire Power:	8.832 W	
SHR Nominal:	0.50	Calculated using the TM5
SHR Maximum:	0.65	fine grid method.

C Range: 0 - 360DEG
C Interval: For a lens beam angle of 36°
Test Speed: HIGH
Temperature: 77.54 °F
Operators: zoe
Test Date: 2024-8-19

γ Range: 0 - 180DEG
γ Interval: 1.0DEG
Test System: EVERFINE GO-SPEX500_V1 SYSTEM V2.00.461
Humidity: 65.0%
Test Distance: 124.409" [K=1.0000]
Remarks: LAMP: BXRH-30G10T0-G-83 Ra: 90
LENS: PM-1084B 36R
NO DRIVER: 500mA
30minutes warm-up

LUMINOUS INTENSITY DISTRIBUTION DIAGRAM

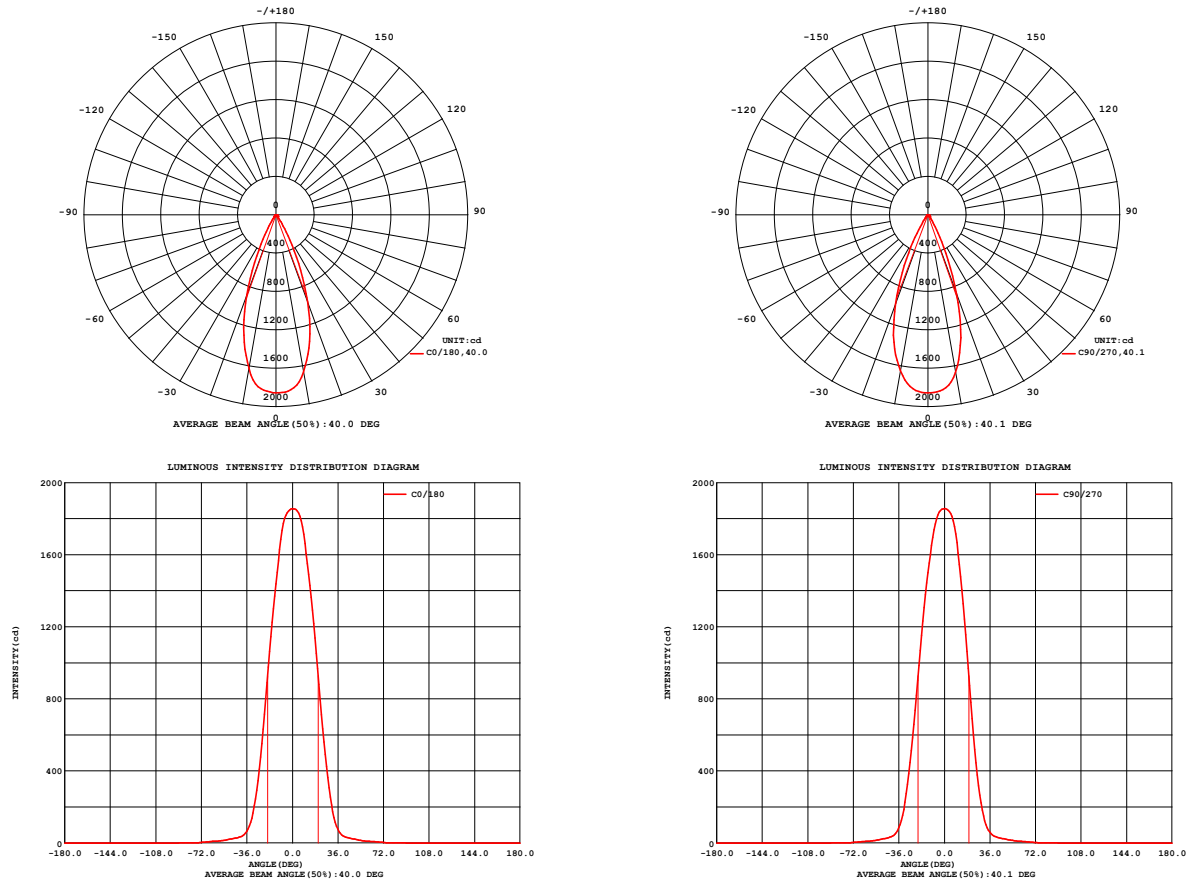


Fig. C0/C180

Fig. C90/C270

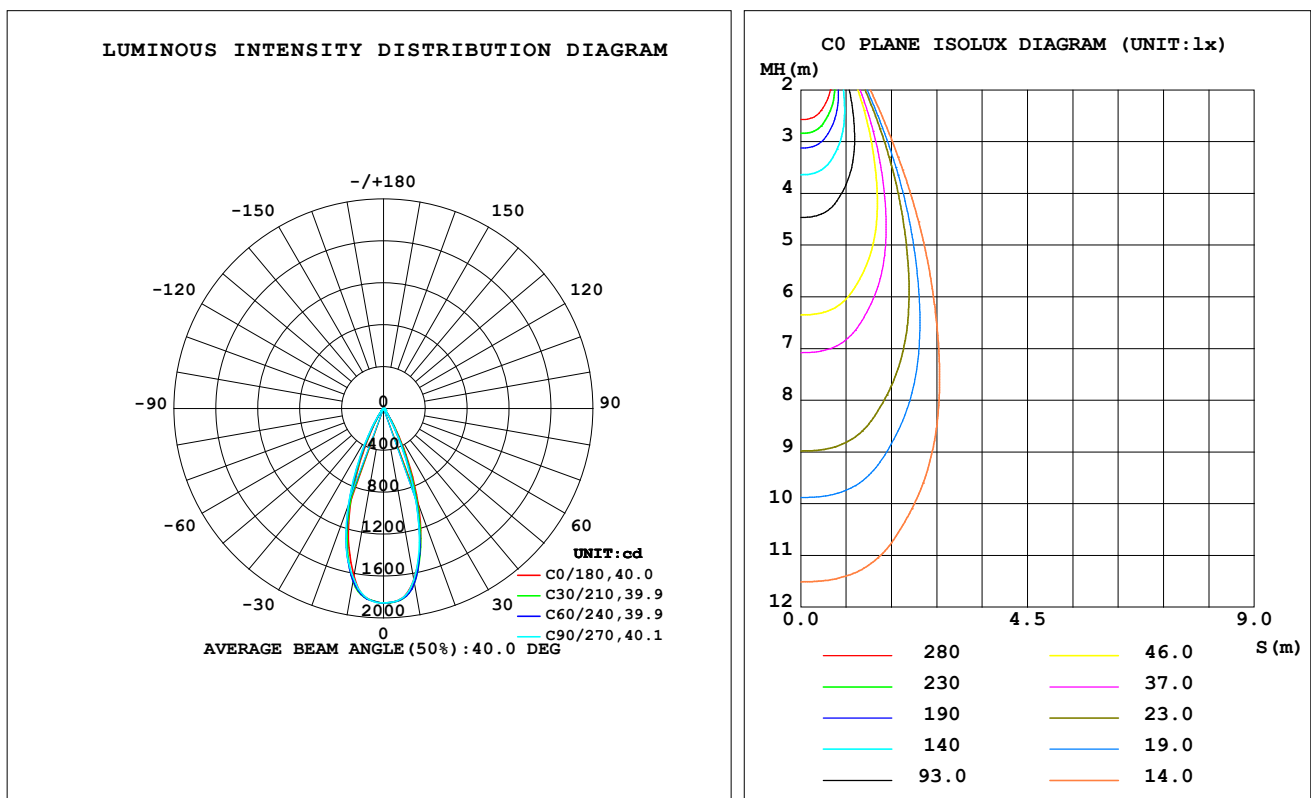
C Range: 0 - 360DEG
C Interval: For a lens beam angle of 36°
Test Speed: HIGH
Temperature: 77.54 °F
Operators: zoe
Test Date: 2024-8-19

γ Range: 0 - 180DEG
γ Interval: 1.0DEG
Test System: EVERFINE GO-SPEX500_V1 SYSTEM V2.00.461
Humidity: 65.0%
Test Distance: 124.409" [K=1.0000]
Remarks: LAMP: BXRH-30G10T0-G-83 Ra: 90
LENS: PM-1084B 36R
NO DRIVER: 500mA
30minutes warm-up

LUMINAIRE PHOTOMETRIC TEST REPORT

Test:U:17.664V I:0.5000A P:8.8320W PF:1.0000 Freq:49.99Hz Lamp Flux:1124.6x1 lm		
NAME: CTL-M-1.5-30K-36-SQ-FX	TYPE:	WEIGHT:
SPEC.: 3000K	DIM.:	SERIAL No.: 2408191129
MFR.: MERCURY LIGHTING	SUR.: 0.0016m2	Shielding Angle:

DATA OF LAMP		PHOTOMETRIC DATA Eff: 99.32 lm/W			
MODEL	Brideglux	I _{max} (cd)	1855	S/MH (C0/180)	0.61
NOMINAL POWER (W)	9	LOR (%)	78.0	S/MH (C90/270)	0.65
RATED VOLTAGE (V)	18	TOTAL FLUX (lm)	877.19	η UP, DN (C0-180)	0.0, 37.8
NOMINAL FLUX (lm)	1124.6	CIE CLASS	DIRECT	η UP, DN (C180-360)	0.0, 40.2
LAMPS INSIDE	1	η up (%)	0.0	CIBSE SHR NOM	0.50
TEST VOLTAGE (V)	18	η down (%)	78.0	CIBSE SHR MAX	0.65



C Range: 0 - 360DEG

C Interval: For a lens beam angle of 36°

Test Speed: HIGH

Temperature: 77.54 °F

Operators: zoe

Test Date: 2024-8-19

γ Range: 0 - 180DEG

γ Interval: 1.0DEG

Test System: EVERFINE GO-SPEX500_V1 SYSTEM V2.00.461

Humidity: 65.0%

Test Distance: 124.409" [K=1.0000]

Remarks: LAMP: BXRH-30G10T0-G-83 Ra: 90

LENS: PM-1084B 36R

NO DRIVER: 500mA

30minutes warm-up

ZONAL FLUX DIAGRAM

ZONAL FLUX DIAGRAM:

γ	C0	C45	C90	C135	C180	C225	C270	C315	γ	Φ zone	Φ total	%lum,lamp
10	1662	1697	1666	1653	1627	1676	1652	1678	0- 10	169.5	169.5	19.3,15.1
20	966.9	906.8	873.6	837.7	889.6	941.6	984.8	974.6	10- 20	364.5	534.0	60.9,47.5
30	255.0	209.6	181.3	178.3	205.2	235.0	273.7	279.3	20- 30	236.7	770.7	87.9,68.5
40	40.07	39.32	36.34	38.84	37.24	41.46	42.28	44.40	30- 40	61.94	832.6	94.9,74
50	19.81	20.12	19.17	19.83	19.96	20.88	20.33	20.55	40- 50	21.38	854.0	97.4,75.9
60	9.364	10.70	9.390	10.75	9.980	11.45	9.930	10.93	50- 60	13.29	867.3	98.9,77.1
70	4.318	4.710	3.816	4.779	4.402	5.258	4.419	5.112	60- 70	7.743	875.0	99.8,77.8
80	0.4620	0.4627	0.4313	0.4338	0.4203	0.4495	0.4447	0.4697	70- 80	1.959	877.0	100,78
90	0	0	0	0	0	0	0	0	80- 90	0.2095	877.2	100,78
100	0	0	0	0	0	0	0	0	90-100	0	877.2	100,78
110	0	0	0	0	0	0	0	0	100-110	0	877.2	100,78
120	0	0	0	0	0	0	0	0	110-120	0	877.2	100,78
130	0	0	0	0	0	0	0	0	120-130	0	877.2	100,78
140	0	0	0	0	0	0	0	0	130-140	0	877.2	100,78
150	0	0	0	0	0	0	0	0	140-150	0	877.2	100,78
160	0	0	0	0	0	0	0	0	150-160	0	877.2	100,78
170	0	0	0	0	0	0	0	0	160-170	0	877.2	100,78
180	0	0	0	0	0	0	0	0	170-180	0	877.2	100,78
DEG	LUMINOUS INTENSITY:cd									UNIT:lm		

C Range: 0 - 360DEG

C Interval: For a lens beam angle of 36°

Test Speed: HIGH

Temperature:77.54 °F

Operators:zoe

Test Date:2024-8-19

 γ Range: 0 - 180DEG

 γ Interval: 1.0DEG

Test System:EVERFINE GO-SPEX500_V1 SYSTEM V2.00.461

Humidity:65.0%

Test Distance:124.409" [K=1.0000]

Remarks: LAMP:BXRH-30G10T0-G-83 Ra:90

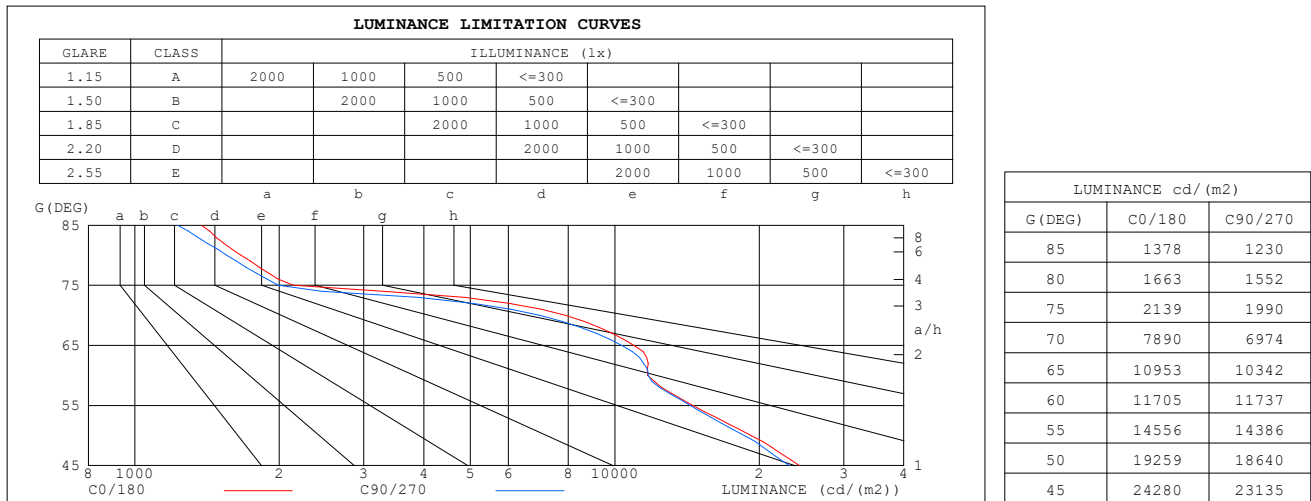
LENS:PM-1084B 36R

NO DRIVER:500mA

30minutes warm-up

LUMINANCE LIMITATION CURVES

Test: U:17.664V I:0.5000A P:8.8320W PF:1.0000 Freq:49.99Hz Lamp Flux: 1124.6x1 lm		
NAME: CTL-M-1.5-30K-36-SQ-FX	TYPE:	WEIGHT:
SPEC.: 3000K	DIM.:	SERIAL No.: 2408191129
MFR.: MERCURY LIGHTING	SUR.: 0.0016m2	Shielding Angle:



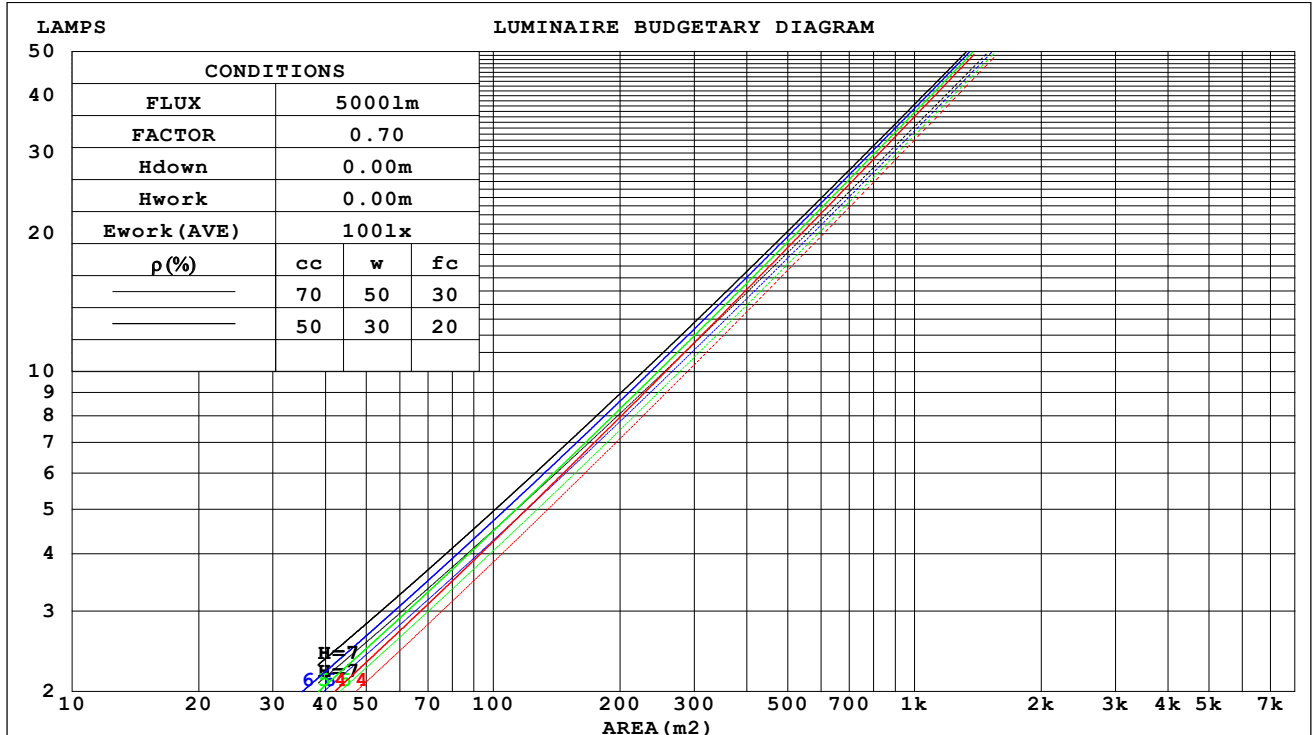
C Range: 0 - 360DEG
C Interval: For a lens beam angle of 36°
Test Speed: HIGH
Temperature: 77.54 °F
Operators: zoe
Test Date: 2024-8-19

γ Range: 0 - 180DEG
γ Interval: 1.0DEG
Test System: EVERFINE GO-SPEX500_V1 SYSTEM V2.00.461
Humidity: 65.0%
Test Distance: 124.409" [K=1.0000]
Remarks: LAMP: BXRH-30G10T0-G-83 Ra:90
 LENS: PM-1084B 36R
 NO DRIVER: 500mA
 30minutes warm-up

CU AND LUMINAIRE BUDGETARY ESTIMATE DIAGRAM

Test:U:17.664V I:0.5000A P:8.8320W PF:1.0000 Freq:49.99Hz Lamp Flux:1124.6x1 lm		
NAME: CTL-M-1.5-30K-36-SQ-FX	TYPE:	WEIGHT:
SPEC.: 3000K	DIM.:	SERIAL No.: 2408191129
MFR.: MERCURY LIGHTING	SUR.: 0.0016m2	Shielding Angle:

pcc	80%			70%			50%			30%			10%			0
pw	50%	30%	10%	50%	30%	10%	50%	30%	10%	50%	30%	10%	50%	30%	10%	0
pfc	20%			20%			20%			20%			20%			0
RCR	RCR:Room Cavity Ratio															



C Range: 0 - 360DEG

C Interval: For a lens beam angle of 36°

Test Speed: HIGH

Temperature: 77.54 °F

Operators: zoe

Test Date: 2024-8-19

γ Range: 0 - 180DEG

γ Interval: 1.0DEG

Test System: EVERFINE GO-SPEX500_V1 SYSTEM V2.00.461

Humidity: 65.0%

Test Distance: 124.409" [K=1.0000]

Remarks: LAMP: BXRH-30G10T0-G-83 Ra: 90

LENS: PM-1084B 36R

NO DRIVER: 500mA

30minutes warm-up

WEC AND CCEC

Test:U:17.664V I:0.5000A P:8.8320W PF:1.0000 Freq:49.99Hz Lamp Flux:1124.6x1 lm		
NAME: CTL-M-1.5-30K-36-SQ-FX	TYPE:	WEIGHT:
SPEC.: 3000K	DIM.:	SERIAL No.: 2408191129
MFR.: MERCURY LIGHTING	SUR.: 0.0016m2	Shielding Angle:

pcc	80%			70%			50%			30%			10%			0
pw	50%	30%	10%	50%	30%	10%	50%	30%	10%	50%	30%	10%	50%	30%	10%	0
pfc	20%			20%			20%			20%			20%			0
RCR	RCR:Room Cavity Ratio						Wall Exitance Coefficients(WEC)									
0.0																
1.0	.124	.071	.022	.119	.068	.022	.110	.063	.020	.101	.058	.019	.092	.053	.017	
2.0	.117	.064	.020	.113	.062	.019	.105	.058	.018	.097	.055	.017	.091	.051	.016	
3.0	.111	.059	.018	.107	.057	.017	.100	.054	.016	.094	.051	.016	.088	.049	.015	
4.0	.105	.054	.016	.101	.053	.016	.096	.051	.015	.090	.048	.015	.085	.046	.014	
5.0	.099	.050	.015	.096	.049	.014	.091	.048	.014	.087	.046	.014	.082	.044	.013	
6.0	.094	.047	.014	.092	.046	.013	.087	.045	.013	.083	.043	.013	.079	.042	.012	
7.0	.090	.044	.013	.088	.044	.012	.084	.042	.012	.080	.041	.012	.077	.040	.012	
8.0	.086	.042	.012	.084	.041	.012	.080	.040	.011	.077	.039	.011	.074	.038	.011	
9.0	.082	.040	.011	.080	.039	.011	.077	.038	.011	.074	.037	.011	.072	.036	.011	
10.0	.079	.038	.010	.077	.037	.010	.075	.037	.010	.072	.036	.010	.069	.035	.010	

pcc	80%			70%			50%			30%			10%			0
pw	50%	30%	10%	50%	30%	10%	50%	30%	10%	50%	30%	10%	50%	30%	10%	0
pfc	20%			20%			20%			20%			20%			0
RCR	RCR:Room Cavity Ratio						Ceiling Cavity Exitance Coefficients(CCEC)									
0.0	.149	.149	.149	.127	.127	.127	.087	.087	.087	.050	.050	.050	.016	.016	.016	
1.0	.133	.123	.114	.113	.105	.098	.078	.073	.068	.045	.042	.039	.014	.014	.013	
2.0	.120	.103	.090	.102	.089	.078	.070	.062	.054	.040	.036	.032	.013	.012	.010	
3.0	.109	.088	.072	.093	.076	.062	.064	.053	.044	.037	.031	.026	.012	.010	.008	
4.0	.100	.077	.059	.086	.066	.051	.059	.046	.036	.034	.027	.021	.011	.009	.007	
5.0	.093	.067	.049	.080	.058	.042	.055	.041	.030	.032	.024	.018	.010	.008	.006	
6.0	.086	.060	.041	.074	.052	.036	.051	.036	.025	.030	.021	.015	.010	.007	.005	
7.0	.081	.054	.035	.070	.047	.030	.048	.033	.022	.028	.019	.013	.009	.006	.004	
8.0	.076	.049	.030	.066	.042	.026	.045	.030	.019	.026	.018	.011	.009	.006	.004	
9.0	.072	.045	.026	.062	.039	.023	.043	.027	.016	.025	.016	.010	.008	.005	.003	
10.0	.068	.041	.023	.059	.036	.020	.041	.025	.014	.024	.015	.008	.008	.005	.003	

C Range: 0 - 360DEG

C Interval: For a lens beam angle of 36°

Test Speed: HIGH

Temperature:77.54 °F

Operators:zoe

Test Date:2024-8-19

γ Range: 0 - 180DEG

γ Interval: 1.0DEG

Test System:EVERFINE GO-SPEX500_V1 SYSTEM V2.00.461

Humidity:65.0%

Test Distance:124.409" [K=1.0000]

Remarks: LAMP:BXRH-30G10T0-G-83 Ra:90

LENS:PM-1084B 36R

NO DRIVER:500mA

30minutes warm-up

UGR(Unified Glare Rating) Table

Test:U:17.664V I:0.5000A P:8.8320W PF:1.0000 Freq:49.99Hz Lamp Flux:1124.6x1 lm											
NAME: CTL-M-1.5-30K-36-SQ-FX					TYPE:			WEIGHT:			
SPEC.: 3000K					DIM.:			SERIAL No.: 2408191129			
MFR.: MERCURY LIGHTING					SUR.: 0.0016m2			Shielding Angle:			
ceiling/cavity	0.7	0.7	0.5	0.5	0.3	0.7	0.7	0.5	0.5	0.3	
walls	0.5	0.3	0.5	0.3	0.3	0.5	0.3	0.5	0.3	0.3	
working plane	0.2	0.2	0.2	0.2	0.2	0.2	0.2	0.2	0.2	0.2	
Room dimensions		Viewed crosswise					Viewed endwise				
x = 2H y = 2H	2H	16.3	17.1	16.5	17.2	17.4	15.5	16.3	15.8	16.5	16.7
	3H	16.6	17.3	16.8	17.5	17.7	15.9	16.6	16.1	16.8	17.0
	4H	16.5	17.2	16.8	17.5	17.7	15.8	16.5	16.1	16.8	17.0
	6H	16.5	17.1	16.8	17.4	17.6	15.8	16.4	16.1	16.7	16.9
	8H	16.4	17.1	16.7	17.3	17.6	15.7	16.4	16.0	16.6	16.9
	12H	16.4	17.0	16.7	17.3	17.5	15.7	16.3	16.0	16.6	16.8
4H	2H	16.4	17.1	16.6	17.3	17.5	15.7	16.4	16.0	16.6	16.9
	3H	16.8	17.4	17.1	17.6	17.9	16.1	16.8	16.5	17.0	17.3
	4H	16.7	17.3	17.1	17.6	17.9	16.1	16.7	16.5	17.0	17.3
	6H	16.7	17.2	17.0	17.5	17.8	16.0	16.5	16.4	16.9	17.2
	8H	16.6	17.1	17.0	17.4	17.8	16.0	16.5	16.4	16.8	17.2
	12H	16.6	17.0	17.0	17.4	17.7	15.9	16.4	16.3	16.7	17.1
8H	4H	16.7	17.1	17.0	17.5	17.8	16.0	16.5	16.4	16.8	17.2
	6H	16.6	16.9	17.0	17.3	17.7	16.0	16.3	16.4	16.7	17.1
	8H	16.5	16.9	17.0	17.3	17.7	15.9	16.2	16.3	16.7	17.1
	12H	16.5	16.8	16.9	17.2	17.7	15.9	16.1	16.3	16.6	17.0
12H	4H	16.6	17.0	17.0	17.4	17.8	16.0	16.4	16.4	16.8	17.2
	6H	16.5	16.8	17.0	17.3	17.7	15.9	16.2	16.3	16.6	17.1
	8H	16.5	16.8	16.9	17.2	17.7	15.8	16.1	16.3	16.6	17.0
Variations with the observer position at spacings(CIE Pub.117):											
S = 1.0H	+ 1.6 / - 1.7					+ 1.1 / - 1.6					
1.5H	+ 2.5 / - 1.1					+ 1.6 / - 1.0					
2.0H	+ 1.6 / - 1.7					+ 1.5 / - 1.5					

CIE Pub.117, 1125 lm Total Lamp Luminous Flux Correct (8log(F/F0) = 0.4)
 Area: 0.0016 m2

C Range: 0 - 360DEG

C Interval: For a lens beam angle of 36°

Test Speed: HIGH

Temperature:77.54 °F

Operators:zoe

Test Date:2024-8-19

γ Range: 0 - 180DEG

γ Interval: 1.0DEG

Test System:EVERFINE GO-SPEX500_V1 SYSTEM V2.00.461

Humidity:65.0%

Test Distance:124.409" [K=1.0000]

Remarks: LAMP:BXRH-30G10T0-G-83 Ra:90

LENS:PM-1084B 36R

NO DRIVER:500mA

30minutes warm-up

UTILIZATION FACTORS TABLE

Test:U:17.664V I:0.5000A P:8.8320W PF:1.0000 Freq:49.99Hz Lamp Flux:1124.6x1 lm		
NAME: CTL-M-1.5-30K-36-SQ-FX	TYPE:	WEIGHT:
SPEC.: 3000K	DIM.:	SERIAL No.: 2408191129
MFR.: MERCURY LIGHTING	SUR.: 0.0016m2	Shielding Angle:

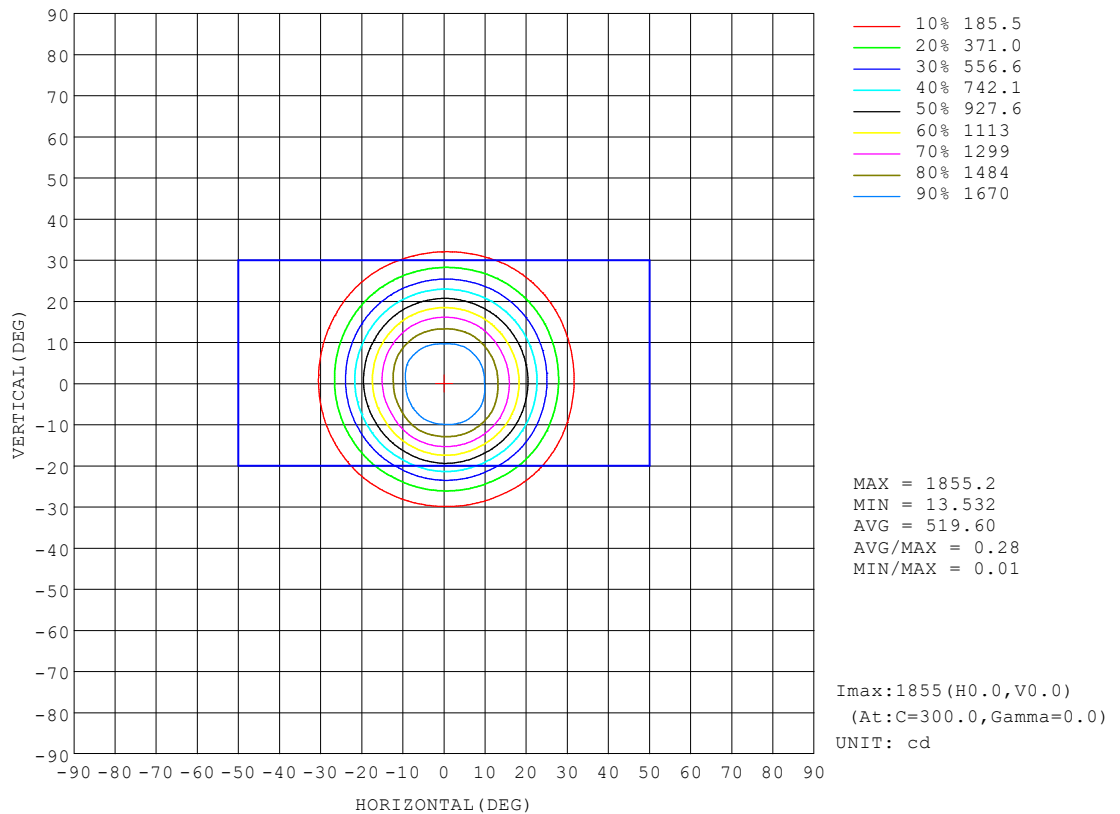
REFLECTANCE										
Ceiling	0.8	0.8	0.8	0.7	0.7	0.7	0.5	0.5	0.5	0
Walls	0.7	0.5	0.3	0.7	0.5	0.3	0.7	0.5	0.3	0
Working plane	0.2	0.2	0.2	0.2	0.2	0.2	0.2	0.2	0.2	0
ROOM INDEX	UTILIZATION FACTORS (PERCENT) $k(RI) \times RCR = 5$									
$k = 0.60$	69	64	61	69	64	61	68	64	61	58
0.80	75	70	67	74	70	67	73	69	67	64
1.00	78	74	71	77	73	71	76	73	70	67
1.25	81	77	74	80	77	74	79	76	73	70
1.50	83	79	77	82	79	76	80	78	76	72
2.00	85	82	79	84	81	79	82	79	78	74
2.50	86	83	81	85	82	80	83	80	79	74
3.00	87	85	83	86	84	82	83	82	80	75
4.00	89	87	85	87	86	84	85	83	82	76
5.00	90	88	87	88	87	86	85	84	83	77
ROOM INDEX	UF (total)									Direct
According to DIN EN 13032-2 2004			Suspended					SHRNOM = 1.25		

C Range: 0 - 360DEG
 C Interval: For a lens beam angle of 36°
 Test Speed: HIGH
 Temperature: 77.54 °F
 Operators: zoe
 Test Date: 2024-8-19

γ Range: 0 - 180DEG
 γ Interval: 1.0DEG
 Test System: EVERFINE GO-SPEX500_V1 SYSTEM V2.00.461
 Humidity: 65.0%
 Test Distance: 124.409" [K=1.0000]
 Remarks: LAMP: BXRH-30G10T0-G-83 Ra:90
 LENS: PM-1084B 36R
 NO DRIVER: 500mA
 30minutes warm-up

ISOCANDELA DIAGRAM

Test:U:17.664V I:0.5000A P:8.8320W PF:1.0000 Freq:49.99Hz Lamp Flux:1124.6x1 lm		
NAME: CTL-M-1.5-30K-36-SQ-FX	TYPE:	WEIGHT:
SPEC.: 3000K	DIM.:	SERIAL No.: 2408191129
MFR.: MERCURY LIGHTING	SUR.: 0.0016m2	Shielding Angle:

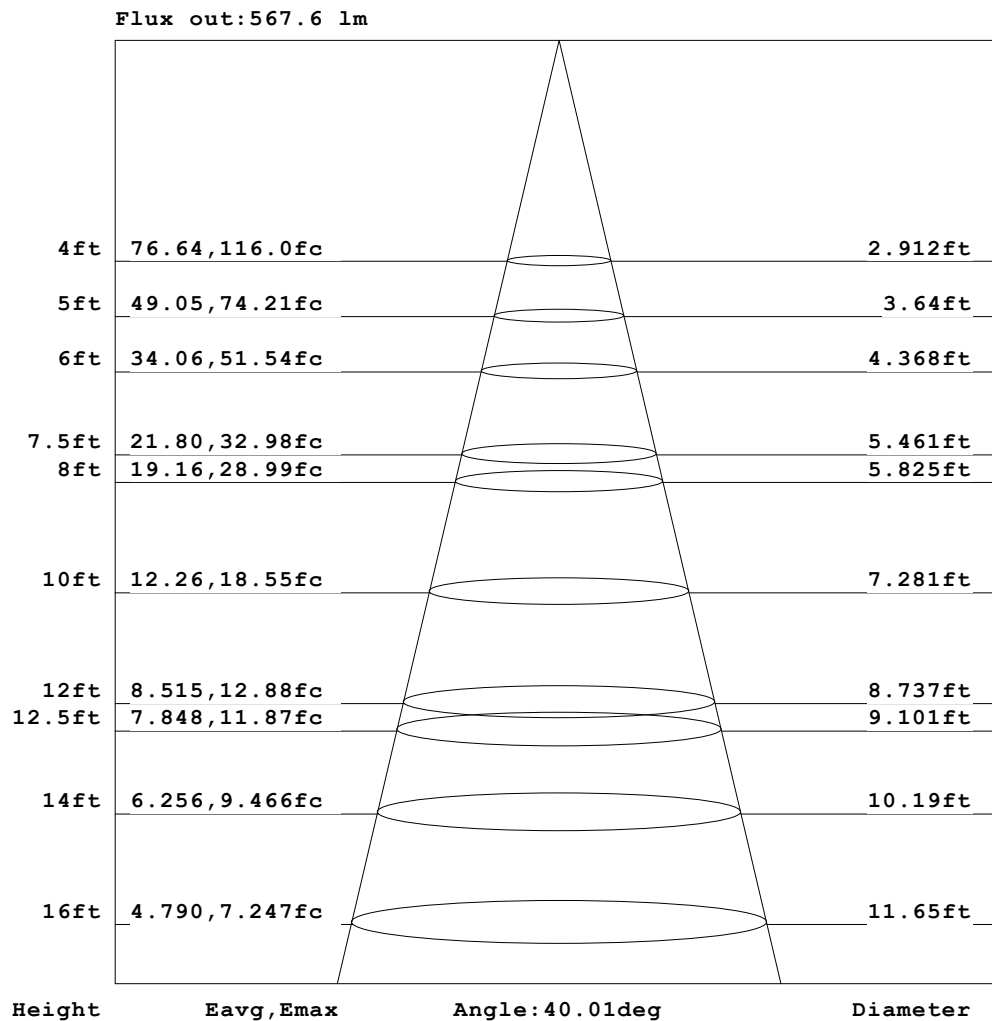


C Range: 0 - 360DEG
 C Interval: For a lens beam angle of 36°
 Test Speed: HIGH
 Temperature:77.54 °F
 Operators:zoe
 Test Date:2024-8-19

γ Range: 0 - 180DEG
 γ Interval: 1.0DEG
 Test System:EVERFINE GO-SPEX500_V1 SYSTEM V2.00.461
 Humidity:65.0%
 Test Distance:124.409" [K=1.0000]
 Remarks: LAMP:BXRH-30G10T0-G-83 Ra:90
 LENS:PM-1084B 36R
 NO DRIVER:500mA
 30minutes warm-up

AAI Figure

Test:U:17.664V I:0.5000A P:8.8320W PF:1.0000 Freq:49.99Hz Lamp Flux:1124.6x1 lm		
NAME: CTL-M-1.5-30K-36-SQ-FX	TYPE:	WEIGHT:
SPEC.: 3000K	DIM.:	SERIAL No.: 2408191129
MFR.: MERCURY LIGHTING	SUR.: 0.0016m2	Shielding Angle:



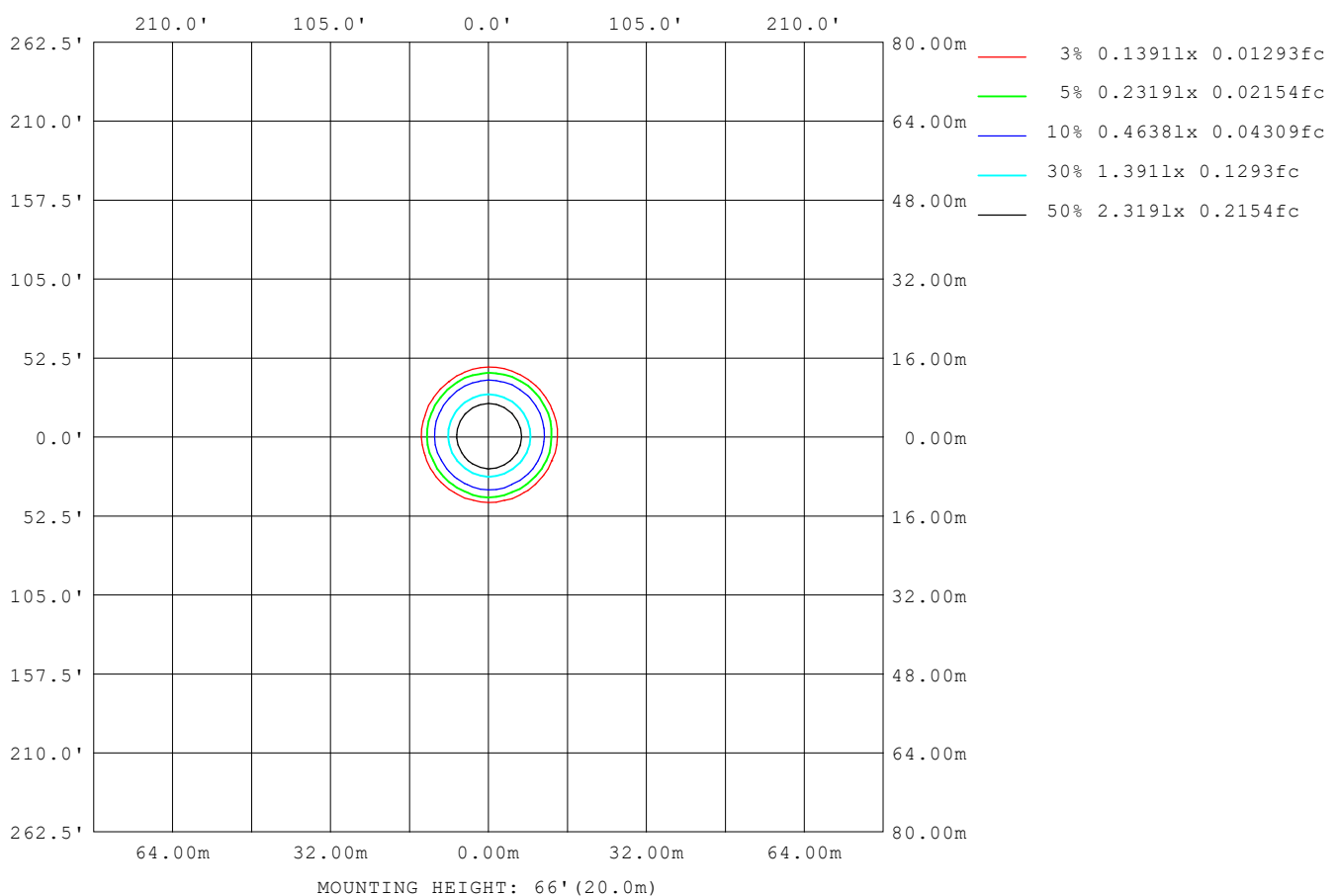
Note: The Curves indicate the illuminated area and the average illumination when the luminaire is at different distance.

C Range: 0 - 360DEG
 C Interval: For a lens beam angle of 36°
 Test Speed: HIGH
 Temperature: 77.54 °F
 Operators: zoe
 Test Date: 2024-8-19

γ Range: 0 - 180DEG
 γ Interval: 1.0DEG
 Test System: EVERFINE GO-SPEX500_V1 SYSTEM V2.00.461
 Humidity: 65.0%
 Test Distance: 124.409" [K=1.0000]
 Remarks: LAMP: BXRH-30G10T0-G-83 Ra: 90
 LENS: PM-1084B 36R
 NO DRIVER: 500mA
 30minutes warm-up

ISOLUX DIAGRAM

Test:U:17.664V I:0.5000A P:8.8320W PF:1.0000 Freq:49.99Hz Lamp Flux:1124.6x1 lm		
NAME: CTL-M-1.5-30K-36-SQ-FX	TYPE:	WEIGHT:
SPEC.: 3000K	DIM.:	SERIAL No.: 2408191129
MFR.: MERCURY LIGHTING	SUR.: 0.0016m2	Shielding Angle:



C Range: 0 - 360DEG
 C Interval: For a lens beam angle of 36°
 Test Speed: HIGH
 Temperature: 77.54 °F
 Operators: zoe
 Test Date: 2024-8-19

γ Range: 0 - 180DEG
 γ Interval: 1.0DEG
 Test System: EVERFINE GO-SPEX500_V1 SYSTEM V2.00.461
 Humidity: 65.0%
 Test Distance: 124.409" [K=1.0000]
 Remarks: LAMP: BXRH-30G10T0-G-83 Ra: 90
 LENS: PM-1084B 36R
 NO DRIVER: 500mA
 30minutes warm-up

LED Avg.L Report

Test:U:17.664V I:0.5000A P:8.8320W PF:1.0000 Freq:49.99Hz Lamp Flux:1124.6x1 lm		
NAME: CTL-M-1.5-30K-36-SQ-FX	TYPE:	WEIGHT:
SPEC.: 3000K	DIM.:	SERIAL No.: 2408191129
MFR.: MERCURY LIGHTING	SUR.: 0.0016m2	Shielding Angle:

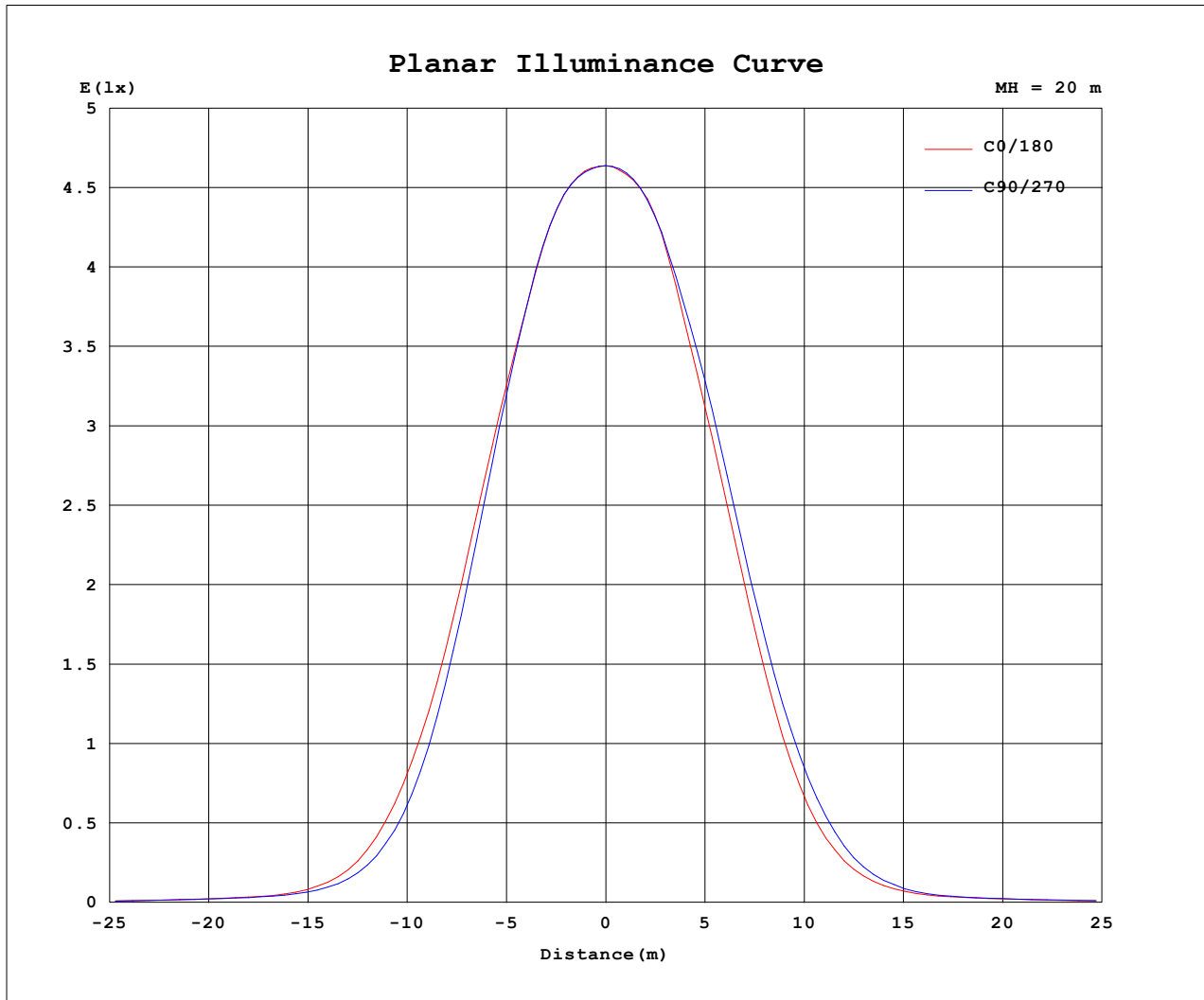
AvgL	cd/m2
L 0~180 (65) av	11212
L 0~180 (75) av	2056
L 0~180 (85) av	1282
L 90~270 (65) av	10868
L 90~270 (75) av	2096
L 90~270 (85) av	1283
L 45 (65) av	12381
L 45 (75) av	4213
L 45 (85) av	1243

Standard: GB/T 29293-2012

C Range: 0 - 360DEG
 C Interval: For a lens beam angle of 36°
 Test Speed: HIGH
 Temperature: 77.54 °F
 Operators: zoe
 Test Date: 2024-8-19

γ Range: 0 - 180DEG
 γ Interval: 1.0DEG
 Test System: EVERFINE GO-SPEX500_V1 SYSTEM V2.00.461
 Humidity: 65.0%
 Test Distance: 124.409" [K=1.0000]
 Remarks: LAMP: BXRH-30G10T0-G-83 Ra: 90
 LENS: PM-1084B 36R
 NO DRIVER: 500mA
 30minutes warm-up

Planar Illuminance Curve



C Range: 0 - 360DEG
C Interval: For a lens beam angle of 36°
Test Speed: HIGH
Temperature: 77.54 °F
Operators: zoe
Test Date: 2024-8-19

γ Range: 0 - 180DEG
γ Interval: 1.0DEG
Test System: EVERFINE GO-SPEX500_V1 SYSTEM V2.00.461
Humidity: 65.0%
Test Distance: 124.409" [K=1.0000]
Remarks: LAMP: BXRH-30G10T0-G-83 Ra: 90
LENS: PM-1084B 36R
NO DRIVER: 500mA
30minutes warm-up

LUMINOUS DISTRIBUTION INTENSITY DATA

Test:U:17.664V I:0.5000A P:8.8320W PF:1.0000 Freq:49.99Hz Lamp Flux:1124.6x1 lm		
NAME: CTL-M-1.5-30K-36-SQ-FX	TYPE:	WEIGHT:
SPEC.: 3000K	DIM.:	SERIAL No.: 2408191129
MFR.: MERCURY LIGHTING	SUR.: 0.0016m2	Shielding Angle:

Table--1

UNIT: cd

C (DEG) γ (DEG)	0	30	60	90	120	150	180	210	240	270	300	330						
0	1855	1855	1855	1855	1855	1855	1855	1855	1855	1855	1855	1855						
5	1830	1836	1834	1829	1821	1817	1819	1824	1824	1820	1827	1828						
10	1662	1698	1696	1666	1665	1641	1627	1679	1673	1652	1678	1678						
15	1364	1371	1348	1327	1309	1271	1299	1343	1374	1377	1388	1367						
20	967	933	880	874	834	841	890	918	965	985	980	970						
25	561	517	461	445	423	435	476	515	555	584	592	582						
30	255	227	192	181	174	182	205	221	249	274	283	275						
35	93.4	83.9	74.6	70.8	71.8	74.4	78.4	85.3	92.9	102	105	102						
40	40.1	39.7	39.0	36.3	38.5	39.2	37.2	40.2	42.7	42.3	45.0	43.8						
45	27.5	26.2	26.4	26.2	25.6	26.0	26.8	26.6	27.8	28.0	27.4	27.3						
50	19.8	20.1	20.2	19.2	19.7	20.0	20.0	20.7	21.1	20.3	20.6	20.5						
55	13.4	15.0	15.0	13.2	14.7	15.0	13.7	15.8	15.8	13.8	15.4	15.1						
60	9.36	10.7	10.7	9.39	10.6	10.9	9.98	11.5	11.4	9.93	11.1	10.8						
65	7.41	8.02	7.84	6.99	7.93	8.36	7.76	8.77	8.63	7.70	8.41	8.22						
70	4.32	4.86	4.56	3.82	4.58	4.98	4.40	5.26	5.25	4.42	5.12	5.10						
75	0.89	1.66	1.42	0.82	1.42	1.56	0.82	1.76	1.75	0.91	1.80	1.79						
80	0.46	0.47	0.46	0.43	0.43	0.43	0.42	0.44	0.46	0.44	0.47	0.47						
85	0.19	0.18	0.17	0.17	0.16	0.16	0.17	0.17	0.18	0.19	0.18	0.19						
90	0.00	0.00	0.00	0.00	0.00	0.00	0.00	0.00	0.00	0.00	0.00	0.00						
95	0.00	0.00	0.00	0.00	0.00	0.00	0.00	0.00	0.00	0.00	0.00	0.00						
100	0.00	0.00	0.00	0.00	0.00	0.00	0.00	0.00	0.00	0.00	0.00	0.00						
105	0.00	0.00	0.00	0.00	0.00	0.00	0.00	0.00	0.00	0.00	0.00	0.00						
110	0.00	0.00	0.00	0.00	0.00	0.00	0.00	0.00	0.00	0.00	0.00	0.00						
115	0.00	0.00	0.00	0.00	0.00	0.00	0.00	0.00	0.00	0.00	0.00	0.00						
120	0.00	0.00	0.00	0.00	0.00	0.00	0.00	0.00	0.00	0.00	0.00	0.00						
125	0.00	0.00	0.00	0.00	0.00	0.00	0.00	0.00	0.00	0.00	0.00	0.00						
130	0.00	0.00	0.00	0.00	0.00	0.00	0.00	0.00	0.00	0.00	0.00	0.00						
135	0.00	0.00	0.00	0.00	0.00	0.00	0.00	0.00	0.00	0.00	0.00	0.00						
140	0.00	0.00	0.00	0.00	0.00	0.00	0.00	0.00	0.00	0.00	0.00	0.00						
145	0.00	0.00	0.00	0.00	0.00	0.00	0.00	0.00	0.00	0.00	0.00	0.00						
150	0.00	0.00	0.00	0.00	0.00	0.00	0.00	0.00	0.00	0.00	0.00	0.00						
155	0.00	0.00	0.00	0.00	0.00	0.00	0.00	0.00	0.00	0.00	0.00	0.00						
160	0.00	0.00	0.00	0.00	0.00	0.00	0.00	0.00	0.00	0.00	0.00	0.00						
165	0.00	0.00	0.00	0.00	0.00	0.00	0.00	0.00	0.00	0.00	0.00	0.00						
170	0.00	0.00	0.00	0.00	0.00	0.00	0.00	0.00	0.00	0.00	0.00	0.00						
175	0.00	0.00	0.00	0.00	0.00	0.00	0.00	0.00	0.00	0.00	0.00	0.00						
180	0.00	0.00	0.00	0.00	0.00	0.00	0.00	0.00	0.00	0.00	0.00	0.00						

C Range: 0 - 360DEG

C Interval: For a lens beam angle of 36°

Test Speed: HIGH

Temperature: 77.54 °F

Operators: zoe

Test Date: 2024-8-19

γ Range: 0 - 180DEG

γ Interval: 1.0DEG

Test System: EVERFINE GO-SPEX500_V1 SYSTEM V2.00.461

Humidity: 65.0%

Test Distance: 124.409" [K=1.0000]

Remarks: LAMP: BXRH-30G10T0-G-83 Ra: 90

LENS: PM-1084B 36R

NO DRIVER: 500mA

30minutes warm-up