


Photometric report for Flanged and Flangeless Trim



Light Output Ratio:	75.4%	
Luminaire Power:	8.833 W	
SHR Nominal:	0.00	Calculated using the TM5
SHR Maximum:	0.30	fine grid method.

C Range: 0 - 360DEG

C Interval: For a lens beam angle of 24°

Test Speed: HIGH

Temperature: 77.54 °F

Operators: zoe

Test Date: 2024-8-19

γ Range: 0 - 180DEG

γ Interval: 1.0DEG

Test System: EVERFINE GO-SPEX500_V1 SYSTEM V2.00.461

Humidity: 65.0%

Test Distance: 124.409" [K=1.0000]

Remarks: LAMP: BXRH-30G10T0-G-83 Ra: 90

LENS: PM-1084A 24R

NO DRIVER: 500mA

30minutes warm-up

LUMINOUS INTENSITY DISTRIBUTION DIAGRAM

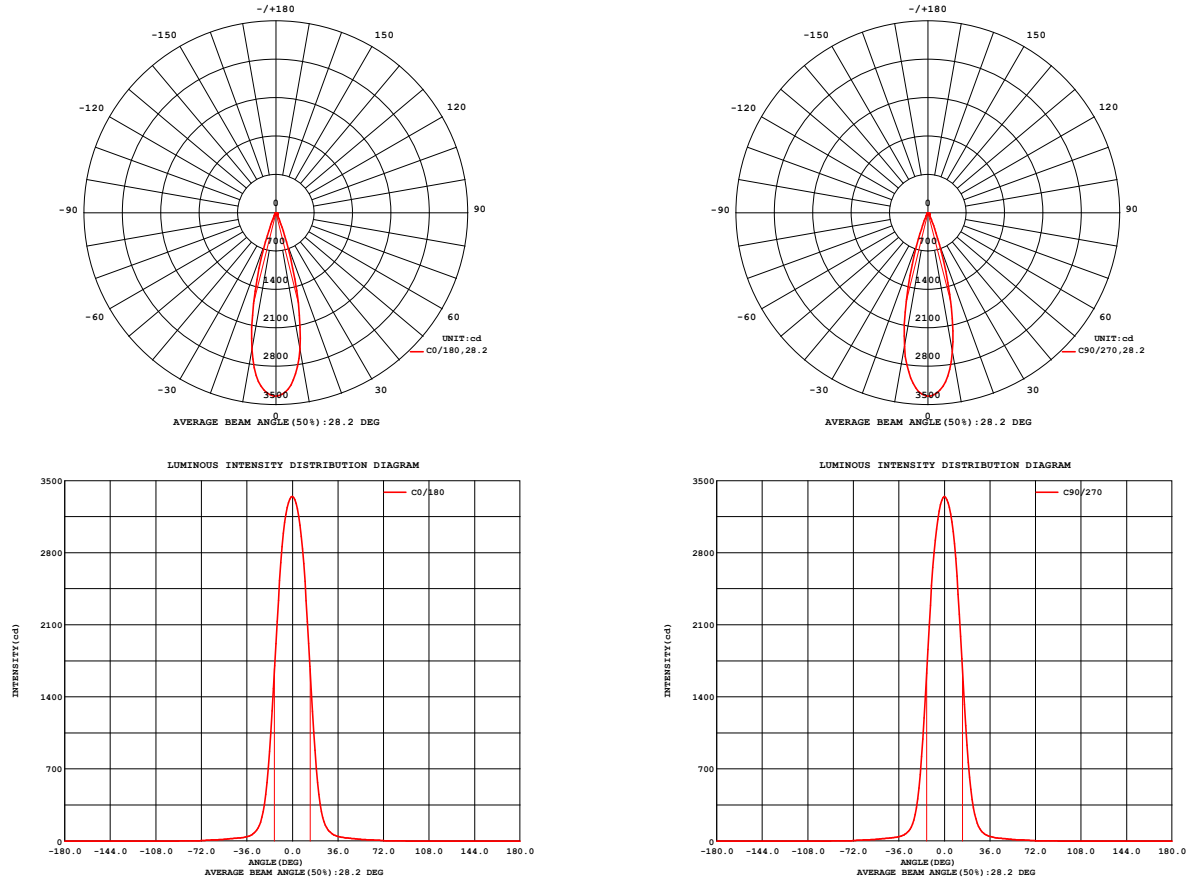


Fig. C0/C180

Fig. C90/C270

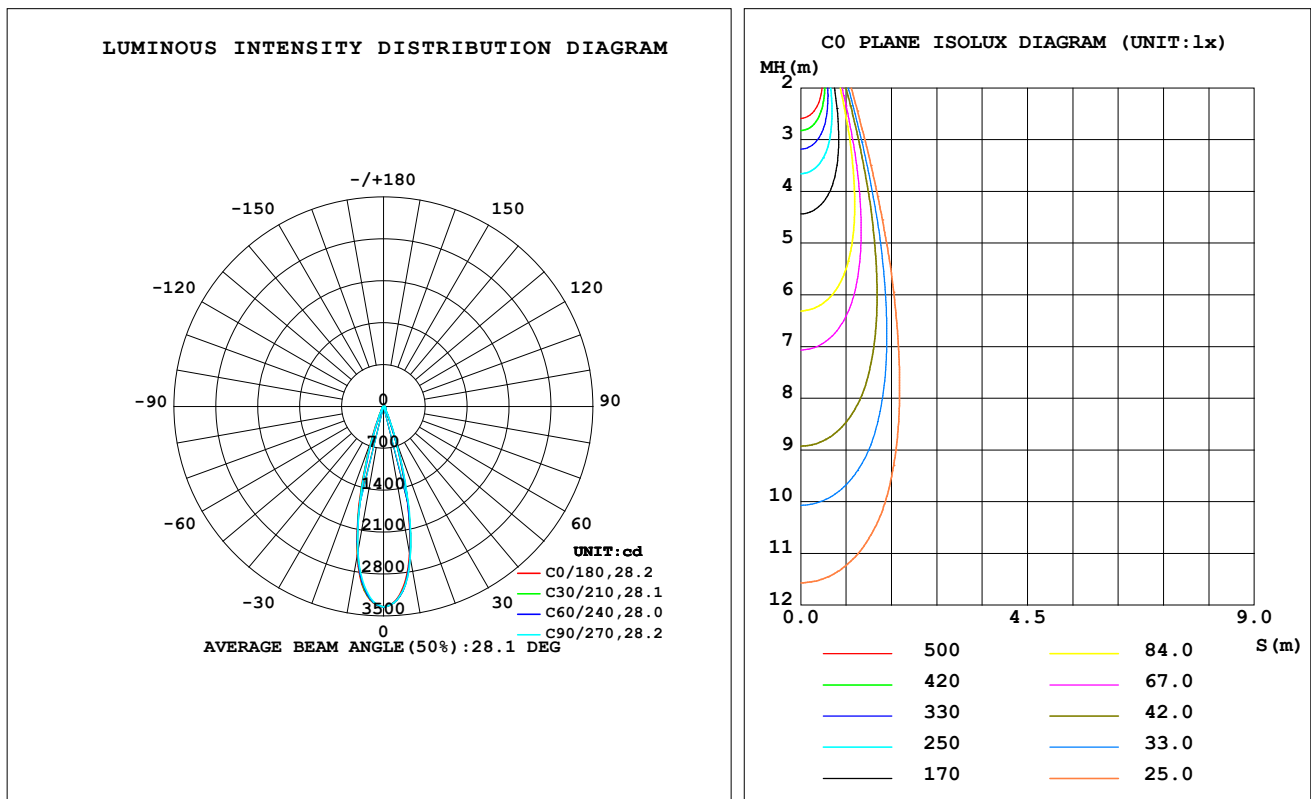
C Range: 0 - 360DEG
C Interval: For a lens beam angle of 24°
Test Speed: HIGH
Temperature:77.54 °F
Operators:zoe
Test Date:2024-8-19

γ Range: 0 - 180DEG
γ Interval: 1.0DEG
Test System:EVERFINE GO-SPEX500_V1 SYSTEM V2.00.461
Humidity:65.0%
Test Distance:124.409" [K=1.0000]
Remarks: LAMP:BXRH-30G10T0-G-83 Ra:90
LENS:PM-1084A 24R
NO DRIVER:500mA
30minutes warm-up

LUMINAIRE PHOTOMETRIC TEST REPORT

Test:U:17.665V I:0.5000A P:8.8325W PF:1.0000 Freq:49.99Hz Lamp Flux:1124.6x1 lm		
NAME: CTL-M-1.5-30K-24-SQ-FX	TYPE:	WEIGHT:
SPEC.: 3000K	DIM.:	SERIAL No.: 2408191128
MFR.: MERCURY LIGHTING	SUR.: 0.0016m2	Shielding Angle:

DATA OF LAMP		PHOTOMETRIC DATA Eff: 96.02 lm/W			
MODEL	Brideglux	I _{max} (cd)	3347	S/MH (C0/180)	0.45
NOMINAL POWER (W)	9	LOR (%)	75.4	S/MH (C90/270)	0.44
RATED VOLTAGE (V)	18	TOTAL FLUX (lm)	848.09	☒ UP, DN (C0-180)	0.0, 38.4
NOMINAL FLUX (lm)	1124.6	CIE CLASS	DIRECT	☒ UP, DN (C180-360)	0.0, 37.0
LAMPS INSIDE	1	☒ up (%)	0.0	CIBSE SHR NOM	0.00
TEST VOLTAGE (V)	18	☒ down (%)	75.4	CIBSE SHR MAX	0.30



C Range: 0 - 360DEG

C Interval: For a lens beam angle of 24°

Test Speed: HIGH

Temperature: 77.54 °F

Operators: zoe

Test Date: 2024-8-19

γ Range: 0 - 180DEG

γ Interval: 1.0DEG

Test System: EVERFINE GO-SPEX500_V1 SYSTEM V2.00.461

Humidity: 65.0%

Test Distance: 124.409" [K=1.0000]

Remarks: LAMP: BXRH-30G10T0-G-83 Ra: 90

LENS: PM-1084A 24R

NO DRIVER: 500mA

30minutes warm-up

ZONAL FLUX DIAGRAM

ZONAL FLUX DIAGRAM:

°	C0	C45	C90	C135	C180	C225	C270	C315	°	zone	total	%lum,lamp
10	2522	2565	2573	2536	2529	2495	2481	2505	0- 10	281.8	281.8	33.2,25.1
20	566.6	571.6	620.5	548.9	566.5	506.2	512.9	525.0	10- 20	390.1	671.9	79.2,59.7
30	84.75	84.85	86.77	86.21	78.94	71.39	73.59	78.67	20- 30	98.39	770.3	90.8,68.5
40	34.31	34.92	32.63	33.36	32.08	33.03	33.34	34.73	30- 40	31.16	801.5	94.5,71.3
50	20.97	20.91	19.81	20.36	20.89	21.56	21.24	21.51	40- 50	20.44	821.9	96.9,73.1
60	11.21	12.04	10.41	11.96	11.37	13.03	11.63	12.85	50- 60	14.41	836.4	98.6,74.4
70	5.450	5.714	4.576	5.635	5.333	6.352	5.530	6.396	60- 70	9.101	845.5	99.7,75.2
80	0.5401	0.5438	0.5139	0.5165	0.4998	0.5205	0.5135	0.5392	70- 80	2.394	847.8	100,75.4
90	0	0	0	0	0	0	0	0	80- 90	0.2451	848.1	100,75.4
100	0	0	0	0	0	0	0	0	90-100	0	848.1	100,75.4
110	0	0	0	0	0	0	0	0	100-110	0	848.1	100,75.4
120	0	0	0	0	0	0	0	0	110-120	0	848.1	100,75.4
130	0	0	0	0	0	0	0	0	120-130	0	848.1	100,75.4
140	0	0	0	0	0	0	0	0	130-140	0	848.1	100,75.4
150	0	0	0	0	0	0	0	0	140-150	0	848.1	100,75.4
160	0	0	0	0	0	0	0	0	150-160	0	848.1	100,75.4
170	0	0	0	0	0	0	0	0	160-170	0	848.1	100,75.4
180	0	0	0	0	0	0	0	0	170-180	0	848.1	100,75.4
DEG	LUMINOUS INTENSITY:cd									UNIT:lm		

C Range: 0 - 360DEG

C Interval: For a lens beam angle of 24°

Test Speed: HIGH

Temperature:77.54 °F

Operators:zoe

Test Date:2024-8-19

γ Range: 0 - 180DEG

γ Interval: 1.0DEG

Test System:EVERFINE GO-SPEX500_V1 SYSTEM V2.00.461

Humidity:65.0%

Test Distance:124.409" [K=1.0000]

Remarks: LAMP:BXRH-30G10T0-G-83 Ra:90

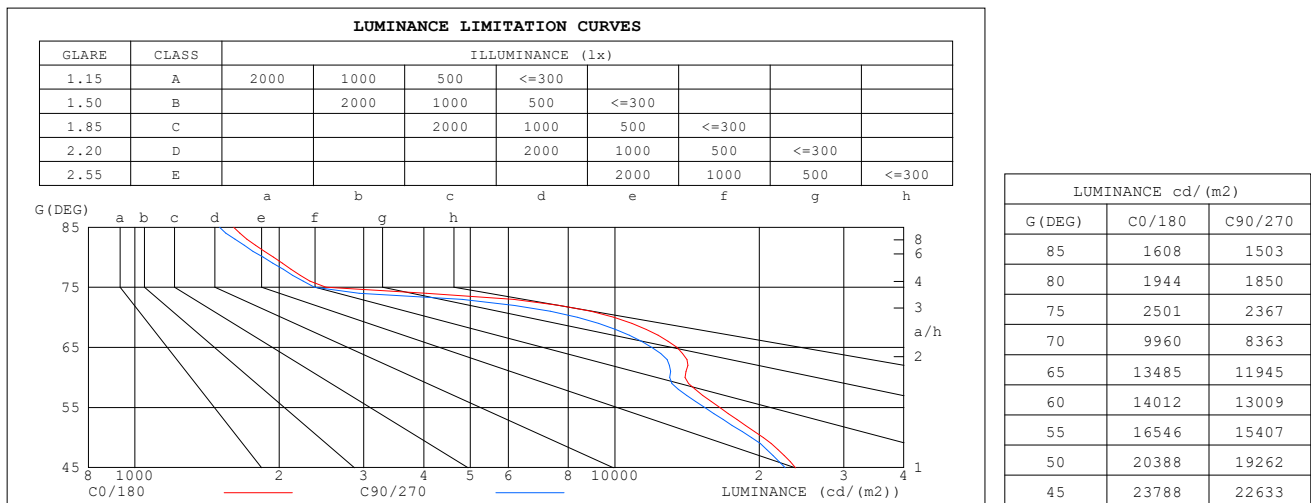
LENS:PM-1084A 24R

NO DRIVER:500mA

30minutes warm-up

LUMINANCE LIMITATION CURVES

Test:U:17.665V I:0.5000A P:8.8325W PF:1.0000 Freq:49.99Hz Lamp Flux:1124.6x1 lm		
NAME: CTL-M-1.5-30K-24-SQ-FX	TYPE:	WEIGHT:
SPEC.: 3000K	DIM.:	SERIAL No.: 2408191128
MFR.: MERCURY LIGHTING	SUR.: 0.0016m2	Shielding Angle:



C Range: 0 - 360DEG

C Interval: For a lens beam angle of 24°

Test Speed: HIGH

Temperature: 77.54 °F

Operators: zoe

Test Date: 2024-8-19

γ Range: 0 - 180DEG

γ Interval: 1.0DEG

Test System: EVERFINE GO-SPEX500_V1 SYSTEM V2.00.461

Humidity: 65.0%

Test Distance: 124.409" [K=1.0000]

Remarks: LAMP: BXRH-30G10T0-G-83 Ra: 90

LENS: PM-1084A 24R

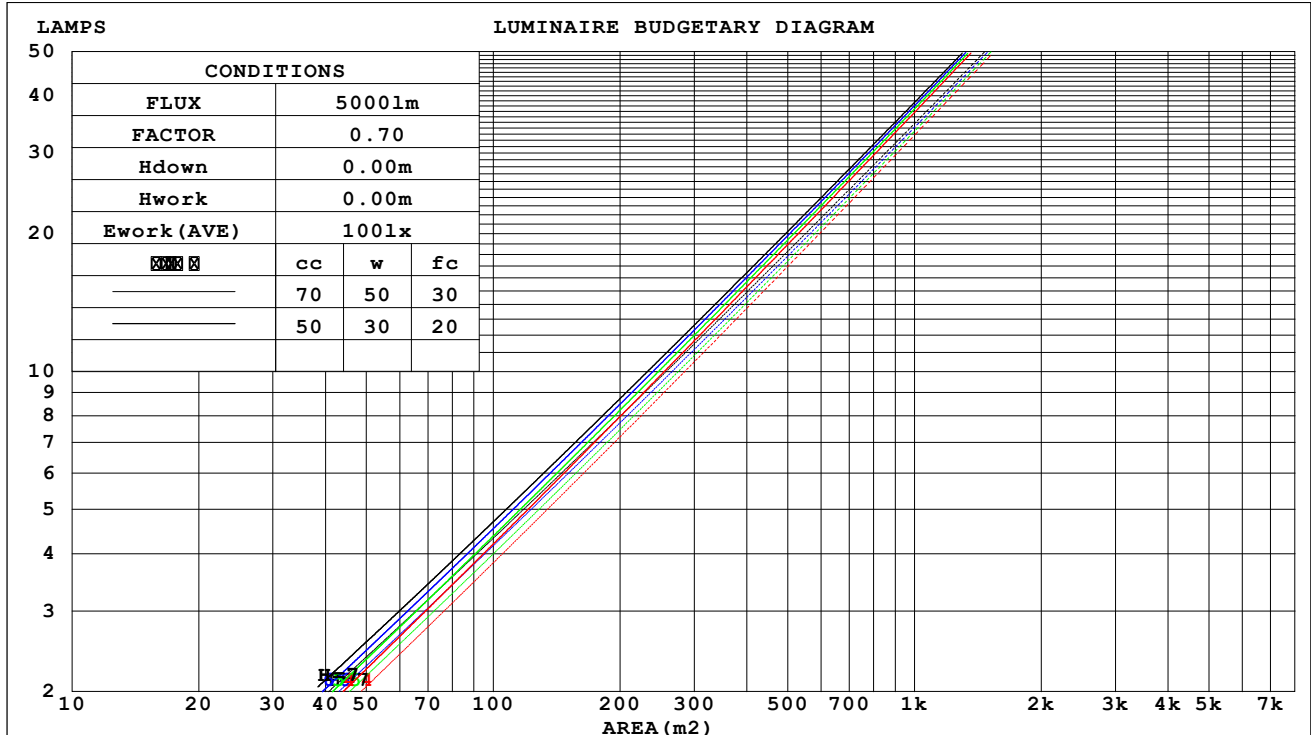
NO DRIVER: 500mA

30minutes warm-up

CU AND LUMINAIRE BUDGETARY ESTIMATE DIAGRAM

Test:U:17.665V I:0.5000A P:8.8325W PF:1.0000 Freq:49.99Hz Lamp Flux:1124.6x1 lm		
NAME: CTL-M-1.5-30K-24-SQ-FX	TYPE:	WEIGHT:
SPEC.: 3000K	DIM.:	SERIAL No.: 2408191128
MFR.: MERCURY LIGHTING	SUR.: 0.0016m2	Shielding Angle:

cc	80%			70%			50%			30%			10%			0														
w	50%	30%	10%	50%	30%	10%	50%	30%	10%	50%	30%	10%	50%	30%	10%	0														
fc	20%			20%			20%			20%			20%			0														
RCR	RCR:Room Cavity Ratio															Coefficients of Utilization(CU)														
0.0	.90	.90	.90	.88	.88	.88	.84	.84	.84	.80	.80	.80	.77	.77	.77	.75														
1.0	.85	.83	.82	.83	.82	.81	.80	.79	.78	.77	.77	.76	.75	.74	.74	.72														
2.0	.80	.78	.76	.79	.77	.75	.77	.75	.74	.75	.73	.72	.73	.72	.71	.69														
3.0	.77	.74	.72	.76	.73	.71	.74	.72	.70	.72	.70	.69	.71	.69	.68	.67														
4.0	.73	.70	.68	.73	.70	.68	.71	.69	.67	.70	.68	.66	.68	.67	.65	.64														
5.0	.71	.67	.65	.70	.67	.65	.69	.66	.64	.68	.65	.64	.67	.65	.63	.62														
6.0	.68	.65	.62	.68	.64	.62	.67	.64	.62	.66	.63	.61	.65	.63	.61	.60														
7.0	.66	.62	.60	.65	.62	.60	.64	.62	.60	.64	.61	.59	.63	.61	.59	.58														
8.0	.64	.60	.58	.63	.60	.58	.63	.60	.58	.62	.59	.58	.61	.59	.57	.57														
9.0	.62	.59	.56	.61	.58	.56	.61	.58	.56	.60	.58	.56	.60	.57	.56	.55														
10.0	.60	.57	.55	.60	.57	.55	.59	.56	.55	.59	.56	.54	.58	.56	.54	.54														



C Range: 0 - 360DEG

C Interval: For a lens beam angle of 24°

Test Speed: HIGH

Temperature: 77.54 °F

Operators: zoe

Test Date: 2024-8-19

γ Range: 0 - 180DEG

γ Interval: 1.0DEG

Test System: EVERFINE GO-SPEX500_V1 SYSTEM V2.00.461

Humidity: 65.0%

Test Distance: 124.409" [K=1.0000]

Remarks: LAMP: BXRH-30G10T0-G-83 Ra: 90

LENS: PM-1084A 24R

NO DRIVER: 500mA

30minutes warm-up

WEC AND CCEC

Test:U:17.665V I:0.5000A P:8.8325W PF:1.0000 Freq:49.99Hz Lamp Flux:1124.6x1 lm		
NAME: CTL-M-1.5-30K-24-SQ-FX	TYPE:	WEIGHT:
SPEC.: 3000K	DIM.:	SERIAL No.: 2408191128
MFR.: MERCURY LIGHTING	SUR.: 0.0016m2	Shielding Angle:

cc	80%			70%			50%			30%			10%			0
w	50%	30%	10%	50%	30%	10%	50%	30%	10%	50%	30%	10%	50%	30%	10%	0
fc	20%			20%			20%			20%			20%			0
RCR	RCR:Room Cavity Ratio						Wall Exitance Coefficients(WEC)									
0.0																
1.0	.110	.062	.020	.105	.060	.019	.095	.055	.017	.087	.050	.016	.079	.046	.015	
2.0	.102	.056	.017	.098	.054	.017	.090	.050	.016	.083	.047	.015	.077	.043	.014	
3.0	.095	.051	.015	.092	.049	.015	.085	.046	.014	.079	.043	.013	.074	.041	.013	
4.0	.089	.046	.014	.086	.045	.013	.081	.043	.013	.076	.041	.012	.071	.039	.012	
5.0	.084	.043	.012	.081	.042	.012	.077	.040	.012	.072	.038	.011	.068	.036	.011	
6.0	.079	.040	.011	.077	.039	.011	.073	.037	.011	.069	.036	.011	.066	.035	.010	
7.0	.075	.037	.010	.073	.036	.010	.070	.035	.010	.066	.034	.010	.063	.033	.010	
8.0	.071	.035	.010	.070	.034	.010	.066	.033	.009	.064	.032	.009	.061	.031	.009	
9.0	.068	.033	.009	.066	.032	.009	.064	.031	.009	.061	.031	.009	.059	.030	.009	
10.0	.065	.031	.009	.064	.031	.009	.061	.030	.008	.059	.029	.008	.057	.029	.008	

cc	80%			70%			50%			30%			10%			0
w	50%	30%	10%	50%	30%	10%	50%	30%	10%	50%	30%	10%	50%	30%	10%	0
fc	20%			20%			20%			20%			20%			0
RCR	RCR:Room Cavity Ratio						Ceiling Cavity Exitance Coefficients (CCEC)									
0.0	.144	.144	.144	.123	.123	.123	.084	.084	.084	.048	.048	.048	.015	.015	.015	
1.0	.127	.119	.111	.109	.102	.096	.075	.070	.066	.043	.041	.038	.014	.013	.012	
2.0	.114	.100	.088	.098	.086	.076	.067	.060	.053	.039	.035	.031	.012	.011	.010	
3.0	.103	.085	.071	.088	.074	.062	.061	.051	.043	.035	.030	.026	.011	.010	.008	
4.0	.094	.074	.059	.081	.064	.051	.055	.045	.036	.032	.026	.021	.010	.008	.007	
5.0	.086	.065	.049	.074	.056	.043	.051	.039	.030	.030	.023	.018	.010	.007	.006	
6.0	.079	.057	.041	.068	.050	.036	.047	.035	.025	.027	.020	.015	.009	.007	.005	
7.0	.074	.051	.035	.063	.044	.031	.044	.031	.022	.025	.018	.013	.008	.006	.004	
8.0	.069	.046	.030	.059	.040	.027	.041	.028	.019	.024	.017	.011	.008	.005	.004	
9.0	.065	.042	.026	.056	.036	.023	.039	.026	.016	.022	.015	.010	.007	.005	.003	
10.0	.061	.038	.023	.052	.033	.020	.036	.023	.014	.021	.014	.009	.007	.005	.003	

C Range: 0 - 360DEG

C Interval: For a lens beam angle of 24°

Test Speed: HIGH

Temperature:77.54 °F

Operators:zoe

Test Date:2024-8-19

γ Range: 0 - 180DEG

γ Interval: 1.0DEG

Test System:EVERFINE GO-SPEX500_V1 SYSTEM V2.00.461

Humidity:65.0%

Test Distance:124.409" [K=1.0000]

Remarks: LAMP:BXRH-30G10T0-G-83 Ra:90

LENS:PM-1084A 24R

NO DRIVER:500mA

30minutes warm-up

UGR(Unified Glare Rating) Table

Test:U:17.665V I:0.5000A P:8.8325W PF:1.0000 Freq:49.99Hz Lamp Flux:1124.6x1 lm											
NAME: CTL-M-1.5-30K-24-SQ-FX					TYPE:			WEIGHT:			
SPEC.: 3000K					DIM.:			SERIAL No.: 2408191128			
MFR.: MERCURY LIGHTING					SUR.: 0.0016m2			Shielding Angle:			
ceiling/cavity	0.7	0.7	0.5	0.5	0.3	0.7	0.7	0.5	0.5	0.3	
walls	0.5	0.3	0.5	0.3	0.3	0.5	0.3	0.5	0.3	0.3	
working plane	0.2	0.2	0.2	0.2	0.2	0.2	0.2	0.2	0.2	0.2	
Room dimensions		Viewed crosswise					Viewed endwise				
x = 2H y = 2H	15.3	16.0	15.5	16.1	16.3	15.0	15.7	15.2	15.9	16.0	
	3H	16.0	16.7	16.3	16.9	17.1	15.6	16.3	15.9	16.5	16.7
	4H	16.1	16.7	16.3	16.9	17.1	15.6	16.3	15.9	16.5	16.7
	6H	16.0	16.6	16.3	16.8	17.1	15.6	16.2	15.9	16.4	16.6
	8H	16.0	16.5	16.3	16.8	17.0	15.5	16.1	15.8	16.4	16.6
	12H	15.9	16.5	16.2	16.7	17.0	15.5	16.0	15.8	16.3	16.6
4H	2H	15.7	16.3	15.9	16.5	16.7	15.4	16.1	15.7	16.3	16.5
	3H	16.5	17.1	16.8	17.3	17.6	16.2	16.7	16.5	17.0	17.2
	4H	16.6	17.1	16.9	17.4	17.7	16.2	16.7	16.5	17.0	17.3
	6H	16.5	16.9	16.9	17.3	17.6	16.1	16.5	16.5	16.9	17.2
	8H	16.4	16.9	16.8	17.2	17.6	16.0	16.5	16.4	16.8	17.2
	12H	16.4	16.8	16.8	17.1	17.5	16.0	16.4	16.4	16.7	17.1
8H	4H	16.5	16.9	16.9	17.3	17.6	16.1	16.5	16.5	16.9	17.2
	6H	16.4	16.8	16.8	17.1	17.6	16.0	16.4	16.5	16.8	17.2
	8H	16.4	16.7	16.8	17.1	17.5	16.0	16.3	16.4	16.7	17.2
	12H	16.3	16.6	16.8	17.0	17.5	15.9	16.2	16.4	16.6	17.1
12H	4H	16.4	16.8	16.8	17.2	17.6	16.1	16.4	16.5	16.8	17.2
	6H	16.4	16.7	16.8	17.1	17.5	16.0	16.3	16.4	16.7	17.1
	8H	16.3	16.6	16.8	17.0	17.5	15.9	16.2	16.4	16.6	17.1
Variations with the observer position at spacings(CIE Pub.117) :											
S = 1.0H	+ 0.6 / - 0.9					+ 0.7 / - 1.0					
1.5H	+ 0.5 / - 0.6					+ 0.5 / - 0.7					
2.0H	+ 1.1 / - 1.2					+ 1.1 / - 1.2					

CIE Pub.117, 1125 lm Total Lamp Luminous Flux Correct (8log(F/F0) = 0.4)
 Area: 0.0016 m2

C Range: 0 - 360DEG

C Interval: For a lens beam angle of 24°

Test Speed: HIGH

Temperature:77.54 °F

Operators:zoe

Test Date:2024-8-19

γ Range: 0 - 180DEG

γ Interval: 1.0DEG

Test System:EVERFINE GO-SPEX500_V1 SYSTEM V2.00.461

Humidity:65.0%

Test Distance:124.409" [K=1.0000]

Remarks: LAMP:BXRH-30G10T0-G-83 Ra:90

LENS:PM-1084A 24R

NO DRIVER:500mA

30minutes warm-up

UTILIZATION FACTORS TABLE

Test:U:17.665V I:0.5000A P:8.8325W PF:1.0000 Freq:49.99Hz Lamp Flux:1124.6x1 lm		
NAME: CTL-M-1.5-30K-24-SQ-FX	TYPE:	WEIGHT:
SPEC.: 3000K	DIM.:	SERIAL No.: 2408191128
MFR.: MERCURY LIGHTING	SUR.: 0.0016m2	Shielding Angle:

REFLECTANCE										
Ceiling	0.8	0.8	0.8	0.7	0.7	0.7	0.5	0.5	0.5	0
Walls	0.7	0.5	0.3	0.7	0.5	0.3	0.7	0.5	0.3	0
Working plane	0.2	0.2	0.2	0.2	0.2	0.2	0.2	0.2	0.2	0
ROOM INDEX	UTILIZATION FACTORS (PERCENT) $k(RI) \times RCR = 5$									
$k = 0.60$	66	62	59	66	62	59	66	61	59	56
0.80	72	68	65	71	67	65	71	67	64	62
1.00	75	71	68	74	71	68	73	71	68	65
1.25	78	74	72	77	74	71	76	73	71	68
1.50	80	77	74	79	76	74	77	75	73	70
2.00	82	79	77	81	78	76	79	77	75	71
2.50	83	80	78	82	79	78	80	78	76	72
3.00	84	82	80	83	81	79	81	79	77	73
4.00	86	84	82	84	83	81	82	80	79	74
5.00	87	85	84	85	84	83	82	81	80	75
ROOM INDEX	UF (total)									Direct
According to DIN EN 13032-2 2004			Suspended					SHRNOM = 1.25		

C Range: 0 - 360DEG

C Interval: For a lens beam angle of 24°

Test Speed: HIGH

Temperature: 77.54 °F

Operators: zoe

Test Date: 2024-8-19

γ Range: 0 - 180DEG

γ Interval: 1.0DEG

Test System: EVERFINE GO-SPEX500_V1 SYSTEM V2.00.461

Humidity: 65.0%

Test Distance: 124.409" [K=1.0000]

Remarks: LAMP: BXRH-30G10T0-G-83 Ra: 90

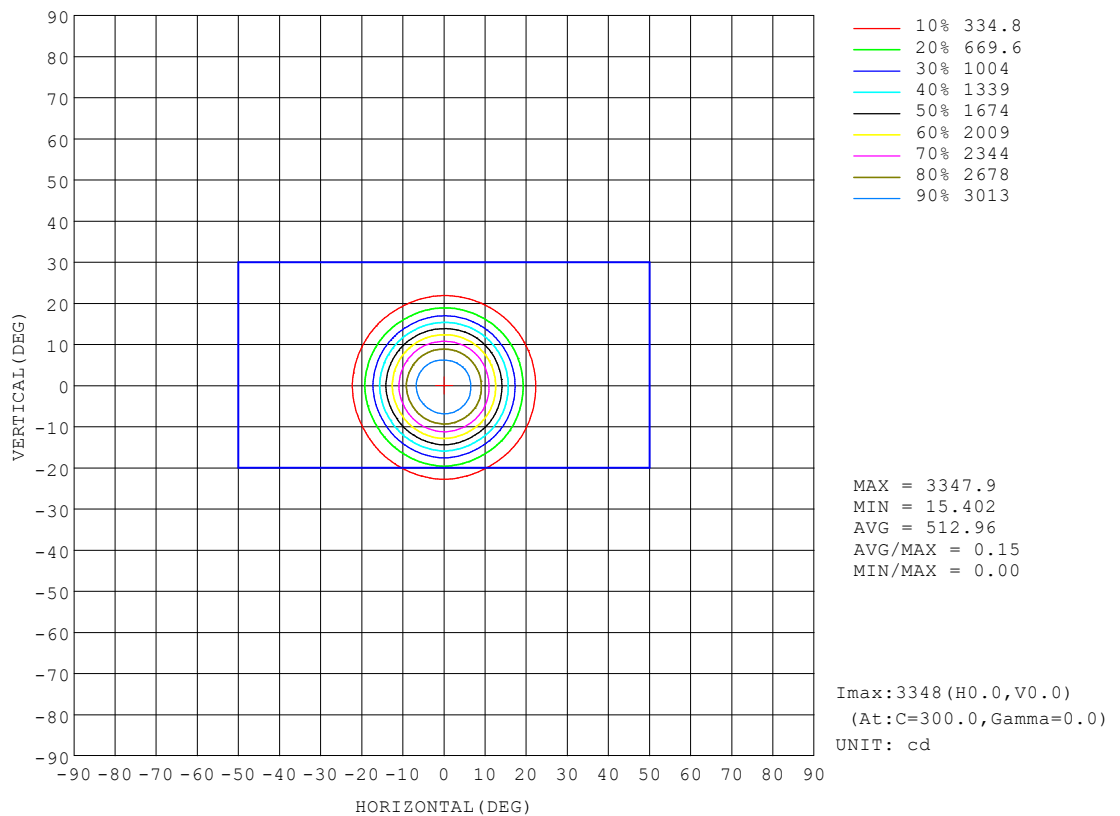
LENS: PM-1084A 24R

NO DRIVER: 500mA

30minutes warm-up

ISOCANDELA DIAGRAM

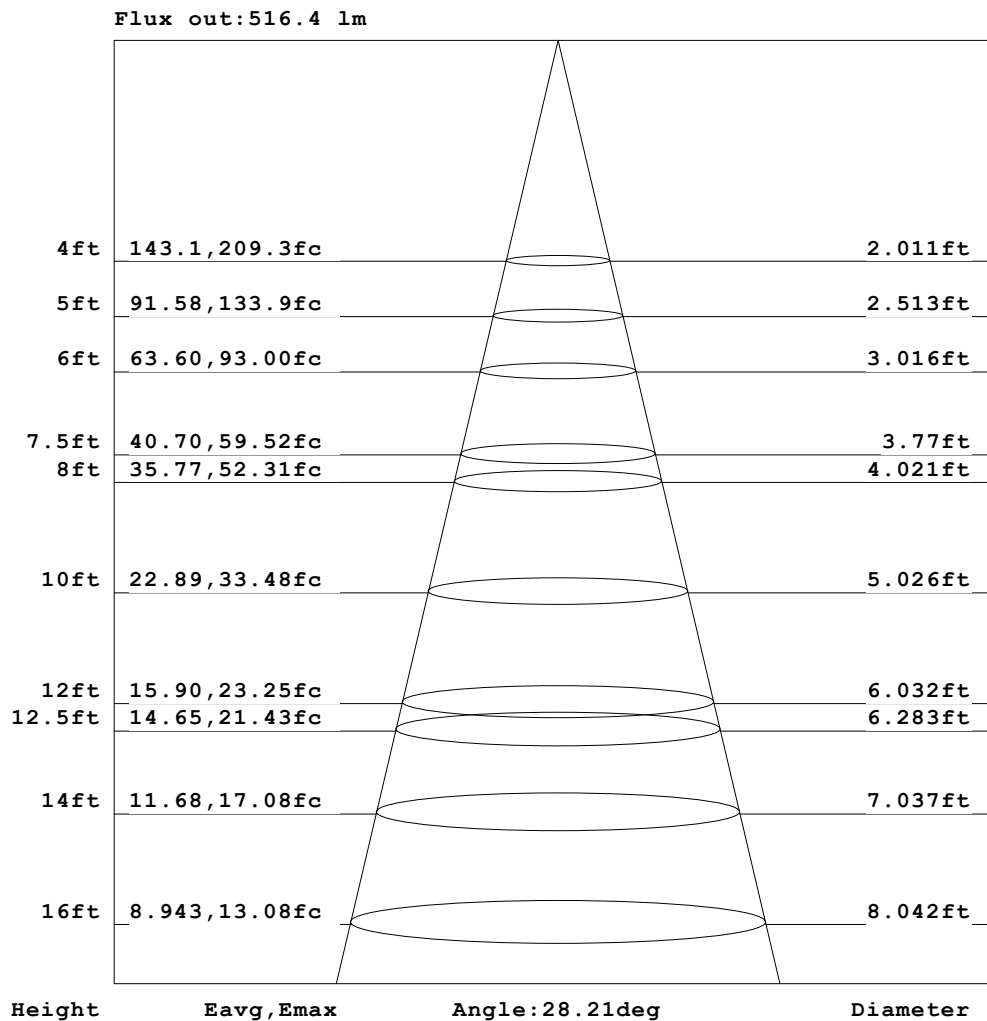
Test:U:17.665V I:0.5000A P:8.8325W PF:1.0000 Freq:49.99Hz Lamp Flux:1124.6x1 lm		
NAME: CTL-M-1.5-30K-24-SQ-FX	TYPE:	WEIGHT:
SPEC.: 3000K	DIM.:	SERIAL No.: 2408191128
MFR.: MERCURY LIGHTING	SUR.: 0.0016m2	Shielding Angle:



C Range: 0 - 360DEG	γ Range: 0 - 180DEG
C Interval: For a lens beam angle of 24°	γ Interval: 1.0DEG
Test Speed: HIGH	Test System:EVERFINE GO-SPEX500_V1 SYSTEM V2.00.461
Temperature:77.54 °F	Humidity:65.0%
Operators:zoe	Test Distance:124.409" [K=1.0000]
Test Date:2024-8-19	Remarks: LAMP:BXRH-30G10T0-G-83 Ra:90
	LENS:PM-1084A 24R
	NO DRIVER:500mA
	30minutes warm-up

AAI Figure

Test:U:17.665V I:0.5000A P:8.8325W PF:1.0000 Freq:49.99Hz Lamp Flux:1124.6x1 lm		
NAME: CTL-M-1.5-30K-24-SQ-FX	TYPE:	WEIGHT:
SPEC.: 3000K	DIM.:	SERIAL No.: 2408191128
MFR.: MERCURY LIGHTING	SUR.: 0.0016m2	Shielding Angle:

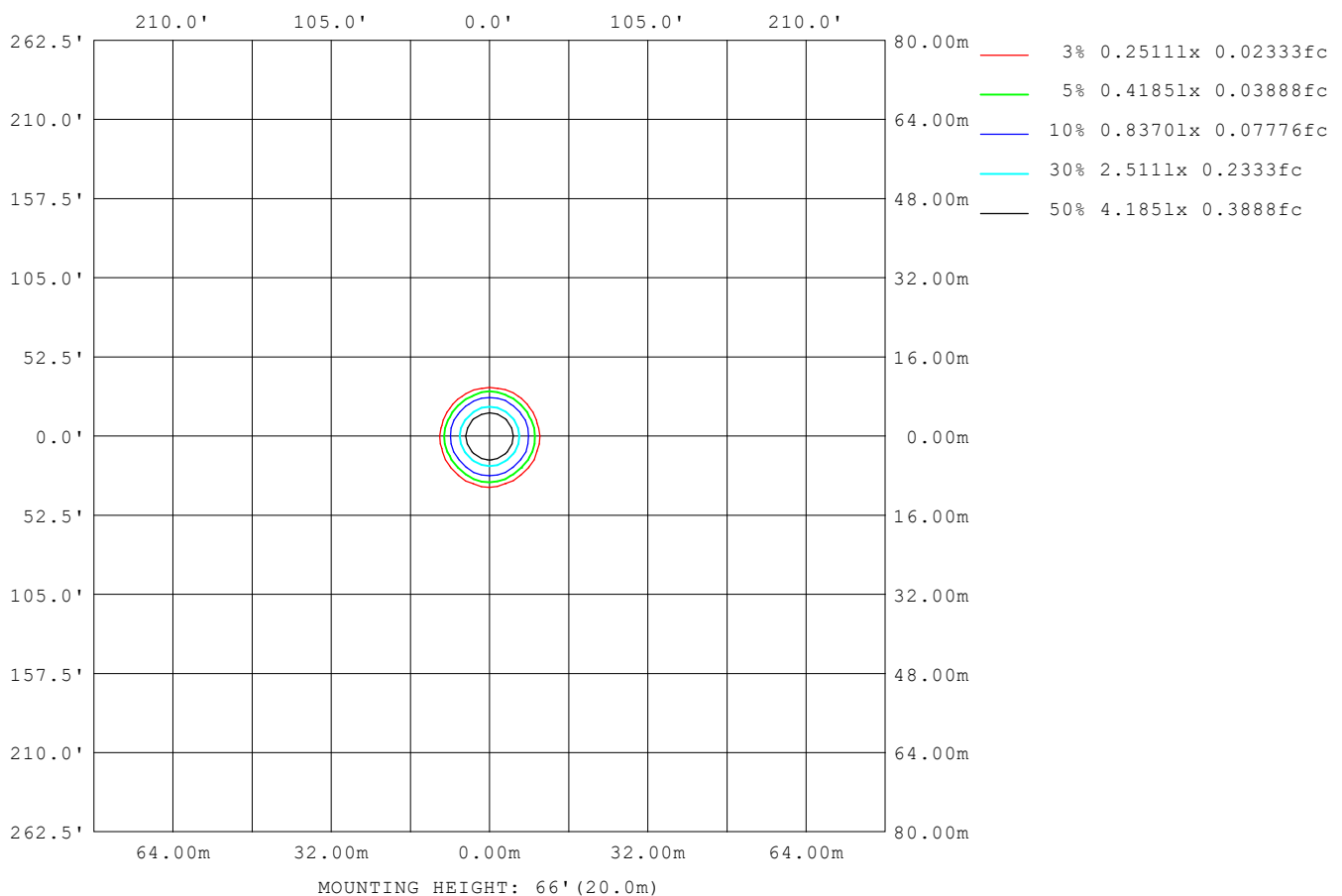


Note: The Curves indicate the illuminated area and the average illumination when the luminaire is at different distance.

C Range: 0 - 360DEG	γ Range: 0 - 180DEG
C Interval: For a lens beam angle of 24°	γ Interval: 1.0DEG
Test Speed: HIGH	Test System: EVERFINE GO-SPEX500_V1 SYSTEM V2.00.461
Temperature: 77.54 °F	Humidity: 65.0%
Operators: zoe	Test Distance: 124.409" [K=1.0000]
Test Date: 2024-8-19	Remarks: LAMP: BXRH-30G10T0-G-83 Ra: 90
	LENS: PM-1084A 24R
	NO DRIVER: 500mA
	30minutes warm-up

ISOLUX DIAGRAM

Test: U:17.665V I:0.5000A P:8.8325W PF:1.0000 Freq:49.99Hz Lamp Flux: 1124.6x1 lm		
NAME: CTL-M-1.5-30K-24-SQ-FX	TYPE:	WEIGHT:
SPEC.: 3000K	DIM.:	SERIAL No.: 2408191128
MFR.: MERCURY LIGHTING	SUR.: 0.0016m ²	Shielding Angle:



C Range: 0 - 360DEG	γ Range: 0 - 180DEG
C Interval: For a lens beam angle of 24°	γ Interval: 1.0DEG
Test Speed: HIGH	Test System: EVERFINE GO-SPEX500_V1 SYSTEM V2.00.461
Temperature: 77.54 °F	Humidity: 65.0%
Operators: zoe	Test Distance: 124.409" [K=1.0000]
Test Date: 2024-8-19	Remarks: LAMP: BXRH-30G10T0-G-83 Ra:90
	LENS: PM-1084A 24R
	NO DRIVER: 500mA
	30minutes warm-up

LED Avg.L Report

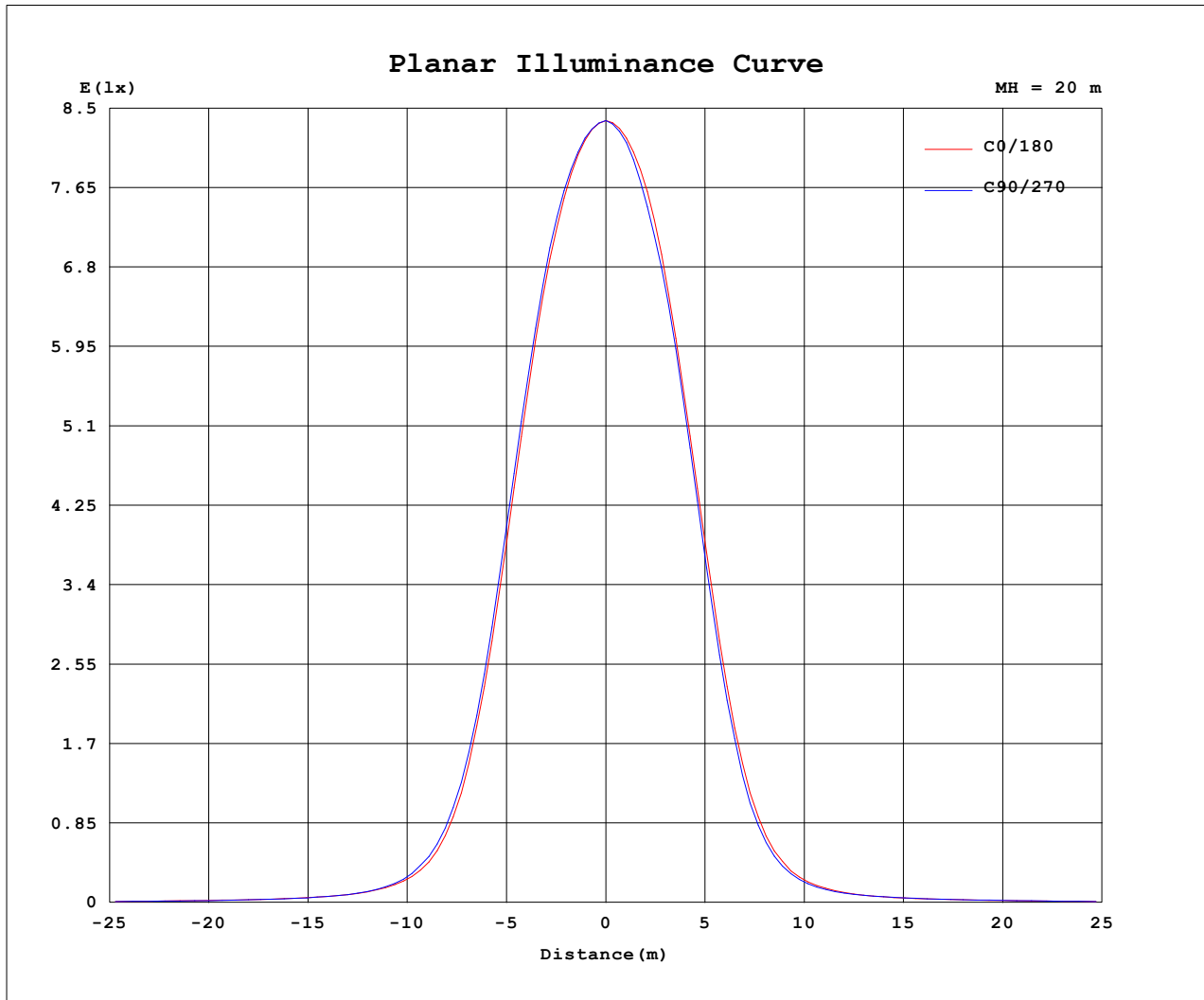
Test:U:17.665V I:0.5000A P:8.8325W PF:1.0000 Freq:49.99Hz Lamp Flux:1124.6x1 lm		
NAME: CTL-M-1.5-30K-24-SQ-FX	TYPE:	WEIGHT:
SPEC.: 3000K	DIM.:	SERIAL No.: 2408191128
MFR.: MERCURY LIGHTING	SUR.: 0.0016m2	Shielding Angle:

AvgL	cd/m2
L_0~180 (65) av	13449
L_0~180 (75) av	2423
L_0~180 (85) av	1508
L_90~270 (65) av	12847
L_90~270 (75) av	2455
L_90~270 (85) av	1522
L_45 (65) av	14494
L_45 (75) av	5240
L_45 (85) av	1450

Standard: GB/T 29293-2012

C Range: 0 - 360DEG	γ Range: 0 - 180DEG
C Interval: For a lens beam angle of 24°	γ Interval: 1.0DEG
Test Speed: HIGH	Test System:EVERFINE GO-SPEX500_V1 SYSTEM V2.00.461
Temperature:77.54 °F	Humidity:65.0%
Operators:zoe	Test Distance:124.409" [K=1.0000]
Test Date:2024-8-19	Remarks: LAMP:BXRH-30G10T0-G-83 Ra:90
	LENS:PM-1084A 24R
	NO DRIVER:500mA
	30minutes warm-up

Planar Illuminance Curve



C Range: 0 - 360DEG

C Interval: For a lens beam angle of 24°

Test Speed: HIGH

Temperature: 77.54 °F

Operators: zoe

Test Date: 2024-8-19

γ Range: 0 - 180DEG

γ Interval: 1.0DEG

Test System: EVERFINE GO-SPEX500_V1 SYSTEM V2.00.461

Humidity: 65.0%

Test Distance: 124.409" [K=1.0000]

Remarks: LAMP: BXRH-30G10T0-G-83 Ra: 90

LENS: PM-1084A 24R

NO DRIVER: 500mA

30minutes warm-up

LUMINOUS DISTRIBUTION INTENSITY DATA

Test:U:17.665V I:0.5000A P:8.8325W PF:1.0000 Freq:49.99Hz Lamp Flux:1124.6x1 lm		
NAME: CTL-M-1.5-30K-24-SQ-FX	TYPE:	WEIGHT:
SPEC.: 3000K	DIM.:	SERIAL No.: 2408191128
MFR.: MERCURY LIGHTING	SUR.: 0.0016m2	Shielding Angle:

Table--1

UNIT: cd

C (DEG) (DEG)	0	30	60	90	120	150	180	210	240	270	300	330						
0	3347	3347	3347	3347	3347	3347	3347	3347	3347	3347	3347	3347						
5	3153	3177	3178	3174	3169	3175	3173	3163	3146	3123	3136	3145						
10	2522	2566	2563	2573	2550	2521	2529	2502	2489	2481	2505	2505						
15	1473	1501	1495	1545	1479	1440	1481	1425	1392	1407	1434	1451						
20	567	573	570	621	565	533	567	524	489	513	515	535						
25	187	200	194	216	197	184	182	165	158	166	172	176						
30	84.7	85.6	84.1	86.8	89.3	83.2	78.9	72.4	70.3	73.6	77.5	79.8						
35	49.0	50.3	48.7	48.3	49.5	48.0	44.9	44.1	44.2	45.1	47.2	48.4						
40	34.3	35.6	34.3	32.6	33.4	33.3	32.1	32.8	33.3	33.3	34.6	34.8						
45	26.9	26.5	25.8	25.6	25.0	25.2	26.3	25.9	26.5	26.9	27.0	26.6						
50	21.0	21.2	20.7	19.8	20.0	20.7	20.9	21.3	21.8	21.2	21.6	21.5						
55	15.2	16.4	16.0	14.1	15.5	16.3	15.2	17.0	17.1	15.5	16.8	16.9						
60	11.2	12.3	11.8	10.4	11.6	12.3	11.4	13.0	13.0	11.6	12.9	12.8						
65	9.12	9.55	8.99	8.08	9.02	9.61	9.07	10.1	10.1	9.30	10.1	10.1						
70	5.45	6.02	5.41	4.58	5.37	5.90	5.33	6.32	6.39	5.53	6.38	6.41						
75	1.04	2.06	1.77	0.98	1.69	1.92	0.97	2.14	2.22	1.05	2.26	2.26						
80	0.54	0.55	0.54	0.51	0.52	0.52	0.50	0.52	0.52	0.51	0.54	0.54						
85	0.22	0.21	0.20	0.21	0.19	0.19	0.20	0.20	0.21	0.21	0.21	0.21						
90	0.00	0.00	0.00	0.00	0.00	0.00	0.00	0.00	0.00	0.00	0.00	0.00						
95	0.00	0.00	0.00	0.00	0.00	0.00	0.00	0.00	0.00	0.00	0.00	0.00						
100	0.00	0.00	0.00	0.00	0.00	0.00	0.00	0.00	0.00	0.00	0.00	0.00						
105	0.00	0.00	0.00	0.00	0.00	0.00	0.00	0.00	0.00	0.00	0.00	0.00						
110	0.00	0.00	0.00	0.00	0.00	0.00	0.00	0.00	0.00	0.00	0.00	0.00						
115	0.00	0.00	0.00	0.00	0.00	0.00	0.00	0.00	0.00	0.00	0.00	0.00						
120	0.00	0.00	0.00	0.00	0.00	0.00	0.00	0.00	0.00	0.00	0.00	0.00						
125	0.00	0.00	0.00	0.00	0.00	0.00	0.00	0.00	0.00	0.00	0.00	0.00						
130	0.00	0.00	0.00	0.00	0.00	0.00	0.00	0.00	0.00	0.00	0.00	0.00						
135	0.00	0.00	0.00	0.00	0.00	0.00	0.00	0.00	0.00	0.00	0.00	0.00						
140	0.00	0.00	0.00	0.00	0.00	0.00	0.00	0.00	0.00	0.00	0.00	0.00						
145	0.00	0.00	0.00	0.00	0.00	0.00	0.00	0.00	0.00	0.00	0.00	0.00						
150	0.00	0.00	0.00	0.00	0.00	0.00	0.00	0.00	0.00	0.00	0.00	0.00						
155	0.00	0.00	0.00	0.00	0.00	0.00	0.00	0.00	0.00	0.00	0.00	0.00						
160	0.00	0.00	0.00	0.00	0.00	0.00	0.00	0.00	0.00	0.00	0.00	0.00						
165	0.00	0.00	0.00	0.00	0.00	0.00	0.00	0.00	0.00	0.00	0.00	0.00						
170	0.00	0.00	0.00	0.00	0.00	0.00	0.00	0.00	0.00	0.00	0.00	0.00						
175	0.00	0.00	0.00	0.00	0.00	0.00	0.00	0.00	0.00	0.00	0.00	0.00						
180	0.00	0.00	0.00	0.00	0.00	0.00	0.00	0.00	0.00	0.00	0.00	0.00						

C Range: 0 - 360DEG

C Interval: For a lens beam angle of 24°

Test Speed: HIGH

Temperature: 77.54 °F

Operators: zoe

Test Date: 2024-8-19

γ Range: 0 - 180DEG

γ Interval: 1.0DEG

Test System: EVERFINE GO-SPEX500_V1 SYSTEM V2.00.461

Humidity: 65.0%

Test Distance: 124.409" [K=1.0000]

Remarks: LAMP: BXRH-30G10T0-G-83 Ra: 90

LENS: PM-1084A 24R

NO DRIVER: 500mA

30minutes warm-up