


Photometric report for Flanged and Flangeless Trim



Light Output Ratio:	67.1%	
Luminaire Power:	8.832 W	
SHR Nominal:	0.00	Calculated using the TM5
SHR Maximum:	0.30	fine grid method.

C Range: 0 - 360DEG

C Interval: For a lens beam angle of 15°

Test Speed: HIGH

Temperature: 77.54°F

Operators: zoe

Test Date: 2024-8-19

γ Range: 0 - 180DEG

γ Interval: 1.0DEG

Test System: EVERFINE GO-SPEX500_V1 SYSTEM V2.00.461

Humidity: 65.0%

Test Distance: 124.409" [K=1.0000]

Remarks: LAMP: BXRH-30G10T0-G-83 Ra: 90

LENS: PM-1084 15R

NO DRIVER: 500mA

30minutes warm-up

LUMINOUS INTENSITY DISTRIBUTION DIAGRAM

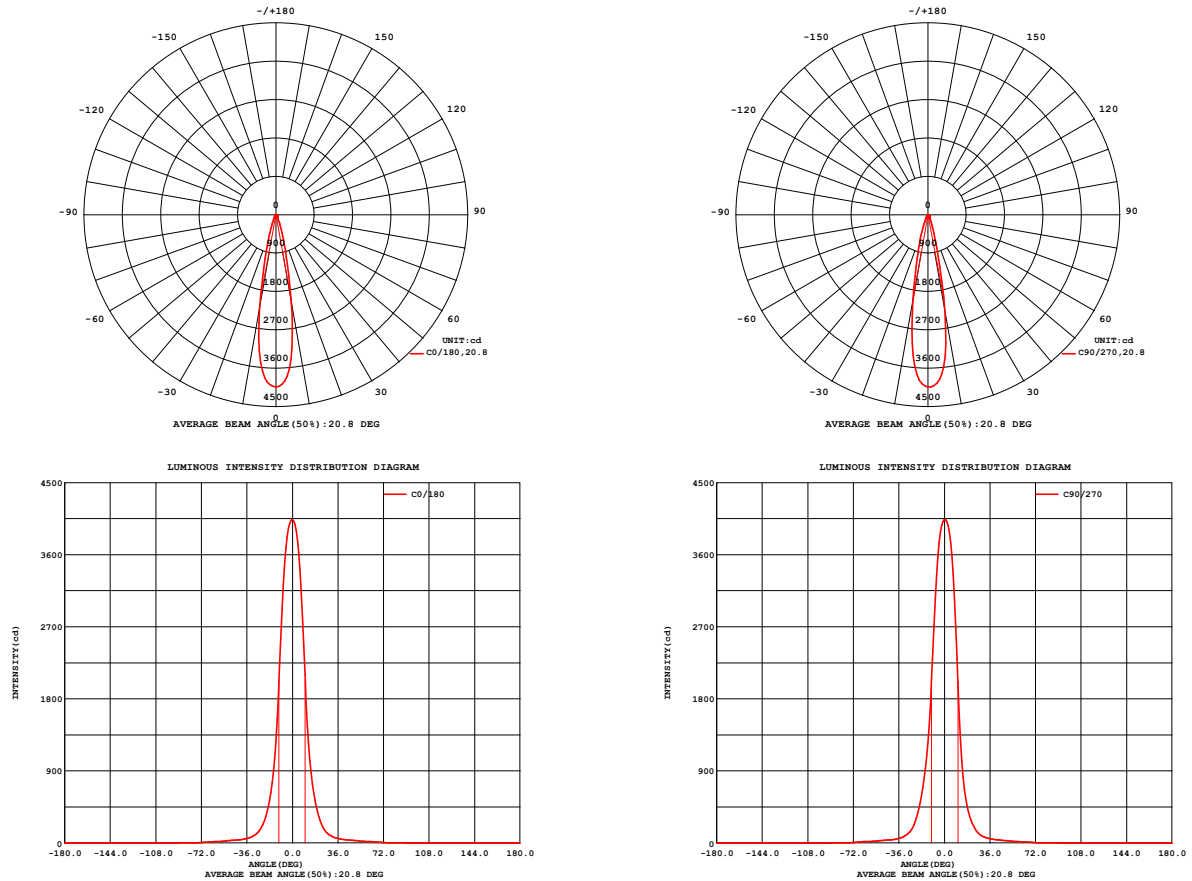


Fig. C0/C180

Fig. C90/C270

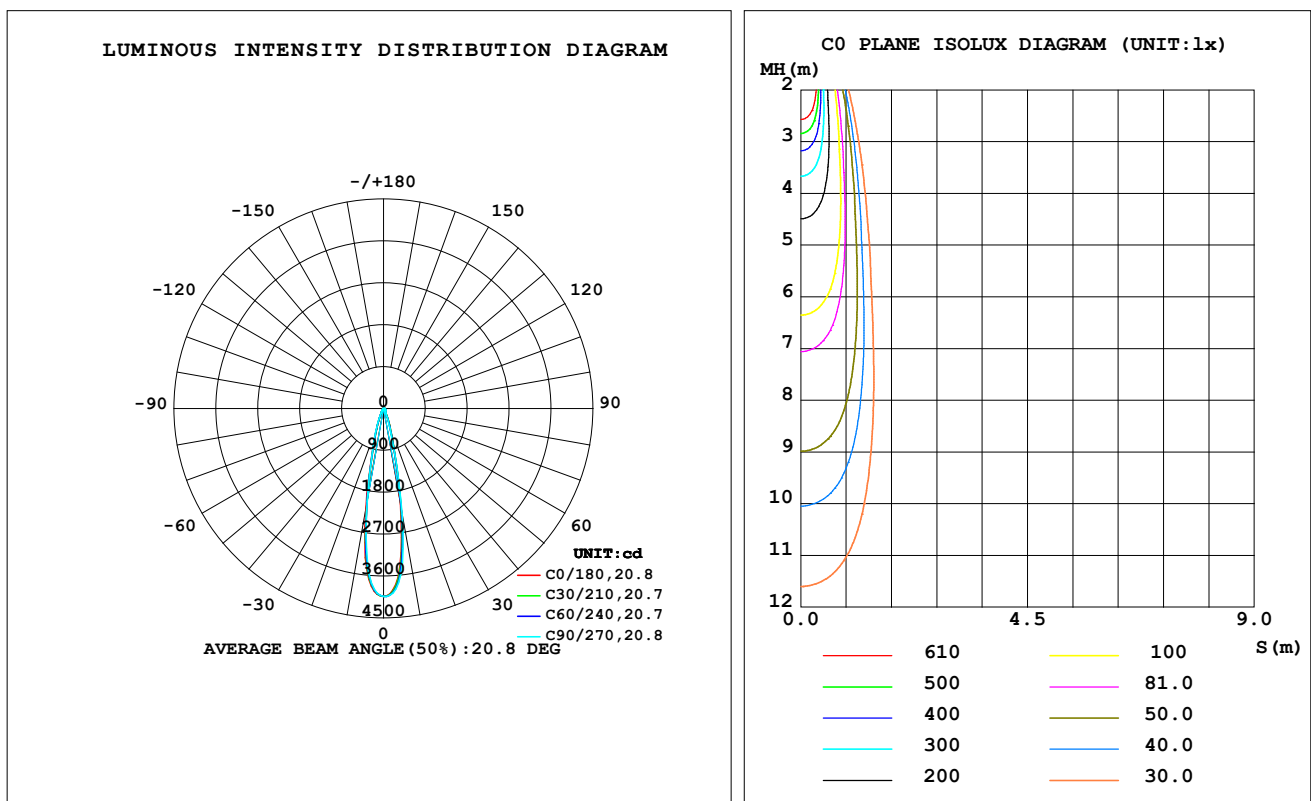
C Range: 0 - 360DEG
C Interval: For a lens beam angle of 15°
Test Speed: HIGH
Temperature: 77.54 °F
Operators: zoe
Test Date: 2024-8-19

γ Range: 0 - 180DEG
γ Interval: 1.0DEG
Test System: EVERFINE GO-SPEX500_V1 SYSTEM V2.00.461
Humidity: 65.0%
Test Distance: 124.409" [K=1.0000]
Remarks: LAMP: BXRH-30G10T0-G-83 Ra: 90
LENS: PM-1084 15R
NO DRIVER: 500mA
30minutes warm-up

LUMINAIRE PHOTOMETRIC TEST REPORT

Test:U:17.663V I:0.5000A P:8.8315W PF:1.0000 Freq:49.99Hz Lamp Flux:1124.6x1 lm		
NAME: CTL-M-1.5-30K-15-SQ-FX	TYPE:	WEIGHT:
SPEC.: 3000K	DIM.:	SERIAL No.: 2408191127
MFR.: MERCURY LIGHTING	SUR.: 0.0016m2	Shielding Angle:

DATA OF LAMP		PHOTOMETRIC DATA Eff: 85.40 lm/W			
MODEL	Brideglux	I _{max} (cd)	4038	S/MH (C0/180)	0.35
NOMINAL POWER (W)	9	LOR (%)	67.1	S/MH (C90/270)	0.35
RATED VOLTAGE (V)	18	TOTAL FLUX (lm)	754.20	η UP, DN (C0-180)	0.0, 33.4
NOMINAL FLUX (lm)	1124.6	CIE CLASS	DIRECT	η UP, DN (C180-360)	0.0, 33.7
LAMPS INSIDE	1	η up (%)	0.0	CIBSE SHR NOM	0.00
TEST VOLTAGE (V)	18	η down (%)	67.1	CIBSE SHR MAX	0.30



C Range: 0 - 360DEG

C Interval: For a lens beam angle of 15°

Test Speed: HIGH

Temperature: 77.54 °F

Operators: zoe

Test Date: 2024-8-19

γ Range: 0 - 180DEG

γ Interval: 1.0DEG

Test System: EVERFINE GO-SPEX500_V1 SYSTEM V2.00.461

Humidity: 65.0%

Test Distance: 124.409" [K=1.0000]

Remarks: LAMP: BXRH-30G10T0-G-83 Ra: 90

LENS: PM-1084 15R

NO DRIVER: 500mA

30minutes warm-up

ZONAL FLUX DIAGRAM

ZONAL FLUX DIAGRAM:

γ	C0	C45	C90	C135	C180	C225	C270	C315	γ	Φ zone	Φ total	%lum,lamp
10	2098	2207	2303	2289	2204	2081	2036	2049	0- 10	299.9	299.9	39.8,26.7
20	386.8	362.2	338.2	351.5	385.5	396.3	435.8	402.2	10- 20	259.8	559.6	74.2,49.8
30	93.27	90.25	86.56	92.34	93.31	101.6	98.79	103.2	20- 30	87.47	647.1	85.8,57.5
40	44.05	45.19	43.01	44.41	42.93	46.50	43.39	47.12	30- 40	40.32	687.4	91.1,61.1
50	30.15	28.80	27.79	28.03	29.43	29.85	30.25	29.63	40- 50	27.55	715.0	94.8,63.6
60	17.43	17.99	15.54	17.75	17.23	19.69	18.13	19.73	50- 60	20.93	735.9	97.6,65.4
70	8.998	8.949	7.036	8.591	8.457	10.27	9.235	10.56	60- 70	14.12	750.0	99.4,66.7
80	0.8188	0.8454	0.8000	0.8096	0.7697	0.7971	0.7649	0.8151	70- 80	3.810	753.8	100,67
90	0	0	0	0	0	0	0	0	80- 90	0.3722	754.2	100,67.1
100	0	0	0	0	0	0	0	0	90-100	0	754.2	100,67.1
110	0	0	0	0	0	0	0	0	100-110	0	754.2	100,67.1
120	0	0	0	0	0	0	0	0	110-120	0	754.2	100,67.1
130	0	0	0	0	0	0	0	0	120-130	0	754.2	100,67.1
140	0	0	0	0	0	0	0	0	130-140	0	754.2	100,67.1
150	0	0	0	0	0	0	0	0	140-150	0	754.2	100,67.1
160	0	0	0	0	0	0	0	0	150-160	0	754.2	100,67.1
170	0	0	0	0	0	0	0	0	160-170	0	754.2	100,67.1
180	0	0	0	0	0	0	0	0	170-180	0	754.2	100,67.1
DEG	LUMINOUS INTENSITY:cd									UNIT:lm		

C Range: 0 - 360DEG

C Interval: For a lens beam angle of 15°

Test Speed: HIGH

Temperature:77.54°F

Operators:zoe

Test Date:2024-8-19

 γ Range: 0 - 180DEG

 γ Interval: 1.0DEG

Test System:EVERFINE GO-SPEX500_V1 SYSTEM V2.00.461

Humidity:65.0%

Test Distance:124.409" [K=1.0000]

Remarks: LAMP:BXRH-30G10T0-G-83 Ra:90

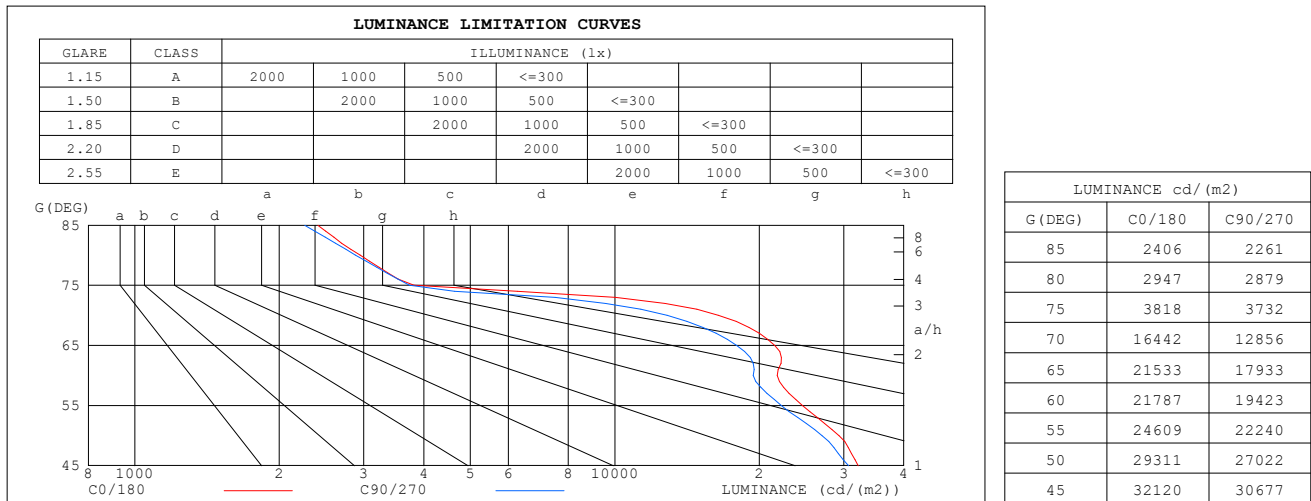
LENS:PM-1084 15R

NO DRIVER:500mA

30minutes warm-up

LUMINANCE LIMITATION CURVES

Test:U:17.663V I:0.5000A P:8.8315W PF:1.0000 Freq:49.99Hz Lamp Flux:1124.6x1 lm		
NAME: CTL-M-1.5-30K-15-SQ-FX	TYPE:	WEIGHT:
SPEC.: 3000K	DIM.:	SERIAL No.: 2408191127
MFR.: MERCURY LIGHTING	SUR.: 0.0016m2	Shielding Angle:



C Range: 0 - 360DEG

C Interval: For a lens beam angle of 15°

Test Speed: HIGH

Temperature: 77.54 °F

Operators: zoe

Test Date: 2024-8-19

γ Range: 0 - 180DEG

γ Interval: 1.0DEG

Test System: EVERFINE GO-SPEX500_V1 SYSTEM V2.00.461

Humidity: 65.0%

Test Distance: 124.409" [K=1.0000]

Remarks: LAMP: BXRH-30G10T0-G-83 Ra: 90

LENS: PM-1084 15R

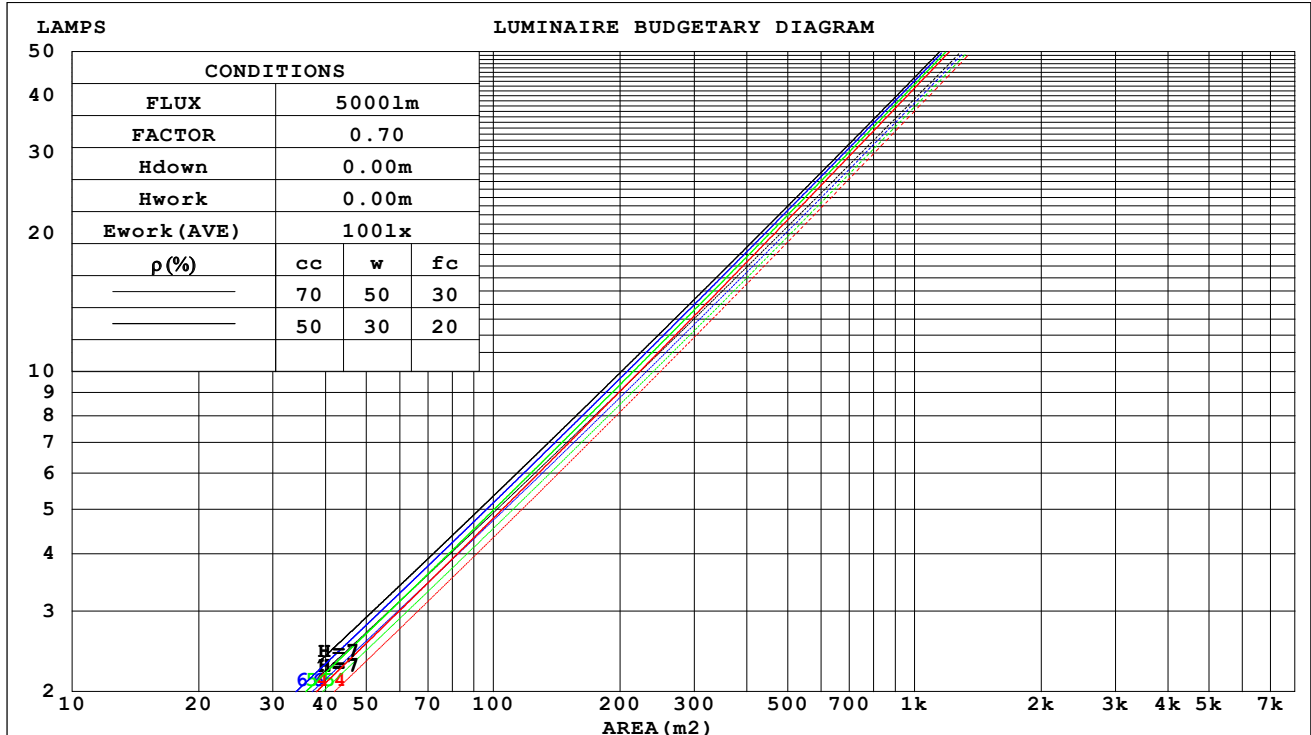
NO DRIVER: 500mA

30minutes warm-up

CU AND LUMINAIRE BUDGETARY ESTIMATE DIAGRAM

Test:U:17.663V I:0.5000A P:8.8315W PF:1.0000 Freq:49.99Hz Lamp Flux:1124.6x1 lm		
NAME: CTL-M-1.5-30K-15-SQ-FX	TYPE:	WEIGHT:
SPEC.: 3000K	DIM.:	SERIAL No.: 2408191127
MFR.: MERCURY LIGHTING	SUR.: 0.0016m2	Shielding Angle:

pcc	80%			70%			50%			30%			10%			0
pw	50%	30%	10%	50%	30%	10%	50%	30%	10%	50%	30%	10%	50%	30%	10%	0
pfc	20%			20%			20%			20%			20%			0
RCR	RCR:Room Cavity Ratio															



C Range: 0 - 360DEG

C Interval: For a lens beam angle of 15°

Test Speed: HIGH

Temperature: 77.54 °F

Operators: zoe

Test Date: 2024-8-19

γ Range: 0 - 180DEG

γ Interval: 1.0DEG

Test System: EVERFINE GO-SPEX500_V1 SYSTEM V2.00.461

Humidity: 65.0%

Test Distance: 124.409" [K=1.0000]

Remarks: LAMP: BXRH-30G10T0-G-83 Ra: 90

LENS: PM-1084 15R

NO DRIVER: 500mA

30minutes warm-up

WEC AND CCEC

Test:U:17.663V I:0.5000A P:8.8315W PF:1.0000 Freq:49.99Hz Lamp Flux:1124.6x1 lm		
NAME: CTL-M-1.5-30K-15-SQ-FX	TYPE:	WEIGHT:
SPEC.: 3000K	DIM.:	SERIAL No.: 2408191127
MFR.: MERCURY LIGHTING	SUR.: 0.0016m2	Shielding Angle:

pcc	80%			70%			50%			30%			10%			0
pw	50%	30%	10%	50%	30%	10%	50%	30%	10%	50%	30%	10%	50%	30%	10%	0
pfc	20%			20%			20%			20%			20%			0
RCR	RCR:Room Cavity Ratio						Wall Exitance Coefficients(WEC)									
0.0																
1.0	.101	.057	.018	.096	.055	.017	.088	.050	.016	.080	.046	.015	.073	.042	.014	
2.0	.094	.052	.016	.091	.050	.015	.084	.047	.014	.077	.043	.014	.071	.040	.013	
3.0	.088	.047	.014	.085	.045	.014	.079	.043	.013	.074	.040	.012	.069	.038	.012	
4.0	.082	.043	.013	.080	.042	.012	.075	.040	.012	.070	.038	.011	.066	.036	.011	
5.0	.077	.039	.011	.075	.038	.011	.070	.037	.011	.067	.035	.010	.063	.034	.010	
6.0	.072	.036	.010	.070	.036	.010	.067	.034	.010	.063	.033	.010	.060	.032	.009	
7.0	.068	.034	.010	.067	.033	.009	.063	.032	.009	.060	.031	.009	.058	.030	.009	
8.0	.065	.032	.009	.063	.031	.009	.060	.030	.009	.058	.029	.008	.055	.028	.008	
9.0	.061	.030	.008	.060	.029	.008	.058	.028	.008	.055	.028	.008	.053	.027	.008	
10.0	.058	.028	.008	.057	.028	.008	.055	.027	.008	.053	.026	.007	.051	.026	.007	

pcc	80%			70%			50%			30%			10%			0
pw	50%	30%	10%	50%	30%	10%	50%	30%	10%	50%	30%	10%	50%	30%	10%	0
pfc	20%			20%			20%			20%			20%			0
RCR	RCR:Room Cavity Ratio						Ceiling Cavity Exitance Coefficients (CCEC)									
0.0	.128	.128	.128	.109	.109	.109	.075	.075	.075	.043	.043	.043	.014	.014	.014	
1.0	.114	.106	.099	.097	.091	.085	.066	.062	.059	.038	.036	.034	.012	.012	.011	
2.0	.102	.089	.078	.087	.077	.067	.060	.053	.047	.035	.031	.028	.011	.010	.009	
3.0	.092	.076	.063	.079	.066	.055	.054	.046	.038	.031	.027	.023	.010	.009	.007	
4.0	.084	.066	.052	.072	.057	.045	.050	.040	.032	.029	.023	.019	.009	.008	.006	
5.0	.077	.058	.043	.066	.050	.038	.046	.035	.027	.026	.020	.016	.009	.007	.005	
6.0	.071	.051	.036	.061	.044	.032	.042	.031	.022	.025	.018	.013	.008	.006	.004	
7.0	.066	.046	.031	.057	.040	.027	.039	.028	.019	.023	.016	.011	.007	.005	.004	
8.0	.062	.041	.027	.053	.036	.023	.037	.025	.017	.021	.015	.010	.007	.005	.003	
9.0	.058	.037	.023	.050	.032	.020	.035	.023	.015	.020	.013	.009	.007	.004	.003	
10.0	.054	.034	.021	.047	.030	.018	.033	.021	.013	.019	.012	.008	.006	.004	.003	

C Range: 0 - 360DEG

C Interval: For a lens beam angle of 15°

Test Speed: HIGH

Temperature:77.54°F

Operators:zoe

Test Date:2024-8-19

γ Range: 0 - 180DEG

γ Interval: 1.0DEG

Test System:EVERFINE GO-SPEX500_V1 SYSTEM V2.00.461

Humidity:65.0%

Test Distance:124.409" [K=1.0000]

Remarks: LAMP:BXRH-30G10T0-G-83 Ra:90

LENS:PM-1084 15R

NO DRIVER:500mA

30minutes warm-up

UGR(Unified Glare Rating) Table

Test:U:17.663V I:0.5000A P:8.8315W PF:1.0000 Freq:49.99Hz Lamp Flux:1124.6x1 lm											
NAME: CTL-M-1.5-30K-15-SQ-FX					TYPE:			WEIGHT:			
SPEC.: 3000K					DIM.:			SERIAL No.: 2408191127			
MFR.: MERCURY LIGHTING					SUR.: 0.0016m2			Shielding Angle:			
ceiling/cavity	0.7	0.7	0.5	0.5	0.3	0.7	0.7	0.5	0.5	0.3	
walls	0.5	0.3	0.5	0.3	0.3	0.5	0.3	0.5	0.3	0.3	
working plane	0.2	0.2	0.2	0.2	0.2	0.2	0.2	0.2	0.2	0.2	
Room dimensions		Viewed crosswise					Viewed endwise				
x = 2H y = 2H	2H	18.1	18.8	18.3	18.9	19.1	17.7	18.4	17.9	18.5	18.7
	3H	19.1	19.7	19.3	19.9	20.1	18.4	19.1	18.7	19.3	19.5
	4H	19.1	19.8	19.4	20.0	20.2	18.5	19.1	18.7	19.3	19.5
	6H	19.1	19.7	19.3	19.9	20.1	18.4	19.0	18.7	19.2	19.5
	8H	19.0	19.6	19.3	19.8	20.1	18.4	18.9	18.7	19.2	19.4
	12H	19.0	19.5	19.3	19.8	20.1	18.3	18.9	18.6	19.1	19.4
4H	2H	18.5	19.2	18.8	19.4	19.6	18.2	18.8	18.5	19.1	19.3
	3H	19.6	20.2	19.9	20.5	20.7	19.1	19.6	19.4	19.9	20.2
	4H	19.7	20.2	20.0	20.5	20.8	19.1	19.6	19.4	19.9	20.2
	6H	19.6	20.1	20.0	20.4	20.7	19.0	19.5	19.4	19.8	20.1
	8H	19.6	20.0	20.0	20.3	20.7	19.0	19.4	19.4	19.7	20.1
	12H	19.5	19.9	19.9	20.3	20.7	18.9	19.3	19.3	19.7	20.1
8H	4H	19.6	20.1	20.0	20.4	20.8	19.1	19.5	19.4	19.8	20.2
	6H	19.6	19.9	20.0	20.3	20.7	19.0	19.3	19.4	19.7	20.1
	8H	19.5	19.8	20.0	20.2	20.7	18.9	19.3	19.4	19.7	20.1
	12H	19.5	19.7	19.9	20.2	20.6	18.9	19.2	19.4	19.6	20.1
12H	4H	19.6	20.0	20.0	20.3	20.7	19.0	19.4	19.4	19.8	20.2
	6H	19.5	19.8	19.9	20.2	20.7	18.9	19.2	19.4	19.7	20.1
	8H	19.5	19.7	19.9	20.2	20.6	18.9	19.2	19.4	19.6	20.1
Variations with the observer position at spacings(CIE Pub.117):											
S = 1.0H	+ 0.5 / - 0.7					+ 0.6 / - 0.8					
1.5H	+ 0.3 / - 0.4					+ 0.3 / - 0.5					
2.0H	+ 0.7 / - 0.9					+ 0.8 / - 1.0					

CIE Pub.117, 1125 lm Total Lamp Luminous Flux Correct (8log(F/F0) = 0.4)
 Area: 0.0016 m2

C Range: 0 - 360DEG

C Interval: For a lens beam angle of 15°

Test Speed: HIGH

Temperature:77.54°F

Operators:zoe

Test Date:2024-8-19

γ Range: 0 - 180DEG

γ Interval: 1.0DEG

Test System:EVERFINE GO-SPEX500_V1 SYSTEM V2.00.461

Humidity:65.0%

Test Distance:124.409" [K=1.0000]

Remarks: LAMP:BXRH-30G10T0-G-83 Ra:90

LENS:PM-1084 15R

NO DRIVER:500mA

30minutes warm-up

UTILIZATION FACTORS TABLE

Test:U:17.663V I:0.5000A P:8.8315W PF:1.0000 Freq:49.99Hz Lamp Flux:1124.6x1 lm		
NAME: CTL-M-1.5-30K-15-SQ-FX	TYPE:	WEIGHT:
SPEC.: 3000K	DIM.:	SERIAL No.: 2408191127
MFR.: MERCURY LIGHTING	SUR.: 0.0016m2	Shielding Angle:

REFLECTANCE										
Ceiling	0.8	0.8	0.8	0.7	0.7	0.7	0.5	0.5	0.5	0
Walls	0.7	0.5	0.3	0.7	0.5	0.3	0.7	0.5	0.3	0
Working plane	0.2	0.2	0.2	0.2	0.2	0.2	0.2	0.2	0.2	0
ROOM INDEX	UTILIZATION FACTORS (PERCENT) $k(RI) \times RCR = 5$									
$k = 0.60$	58	53	51	57	53	51	57	53	51	48
0.80	63	59	56	62	58	56	61	58	56	53
1.00	66	62	59	65	62	59	64	61	59	56
1.25	69	65	62	68	65	62	66	64	62	59
1.50	70	67	65	70	67	64	68	66	64	61
2.00	72	69	67	71	69	67	70	67	66	62
2.50	74	71	69	72	70	68	70	68	67	63
3.00	75	72	70	73	71	70	71	70	68	64
4.00	76	74	73	75	73	72	72	71	70	65
5.00	77	75	74	76	74	73	73	72	71	66
ROOM INDEX	UF(total)									Direct
According to DIN EN 13032-2 2004			Suspended					SHRNOM = 1.25		

C Range: 0 - 360DEG

C Interval: For a lens beam angle of 15°

Test Speed: HIGH

Temperature: 77.54 °F

Operators: zoe

Test Date: 2024-8-19

 γ Range: 0 - 180DEG

 γ Interval: 1.0DEG

Test System: EVERFINE GO-SPEX500_V1 SYSTEM V2.00.461

Humidity: 65.0%

Test Distance: 124.409" [K=1.0000]

Remarks: LAMP: BXRH-30G10T0-G-83 Ra: 90

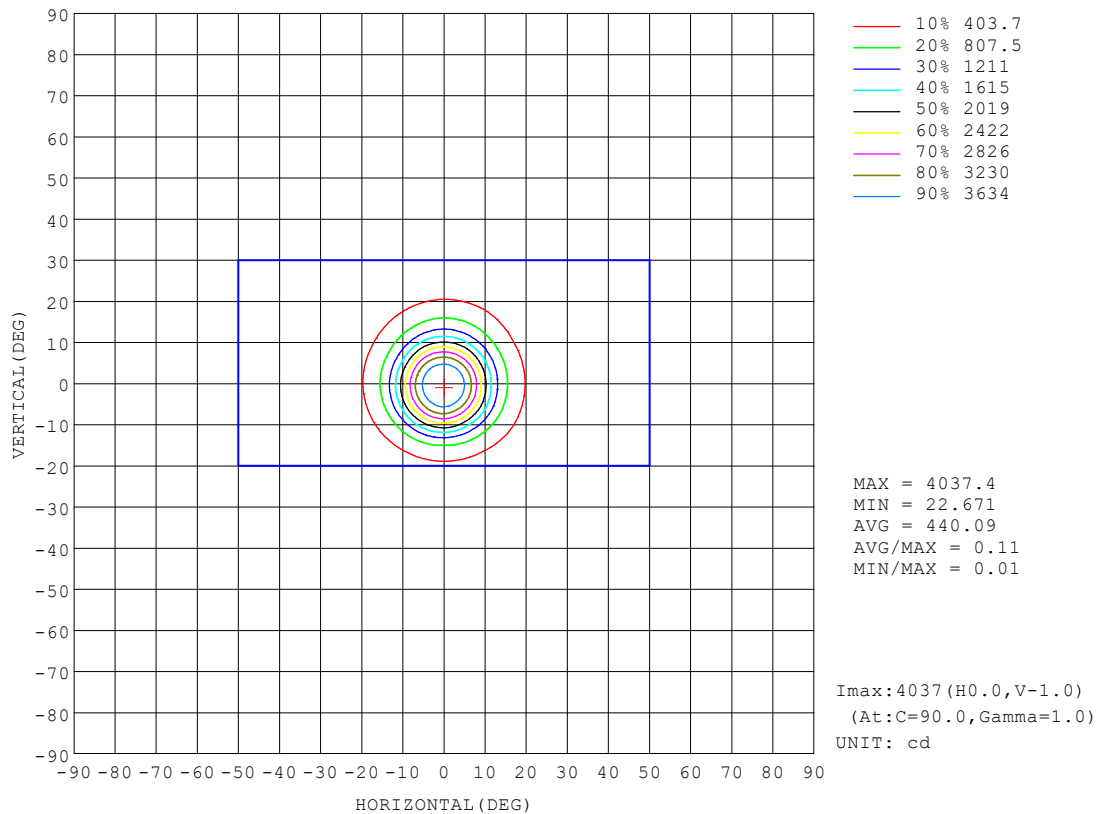
LENS: PM-1084 15R

NO DRIVER: 500mA

30minutes warm-up

ISOCANDELA DIAGRAM

Test:U:17.663V I:0.5000A P:8.8315W PF:1.0000 Freq:49.99Hz Lamp Flux:1124.6x1 lm		
NAME: CTL-M-1.5-30K-15-SQ-FX	TYPE:	WEIGHT:
SPEC.: 3000K	DIM.:	SERIAL No.: 2408191127
MFR.: MERCURY LIGHTING	SUR.: 0.0016m2	Shielding Angle:



C Range: 0 - 360DEG

C Interval: For a lens beam angle of 15°

Test Speed: HIGH

Temperature:77.54°F

Operators:zoe

Test Date:2024-8-19

γ Range: 0 - 180DEG

γ Interval: 1.0DEG

Test System:EVERFINE GO-SPEX500_V1 SYSTEM V2.00.461

Humidity:65.0%

Test Distance:124.409" [K=1.0000]

Remarks: LAMP:BXRH-30G10T0-G-83 Ra:90

LENS:PM-1084 15R

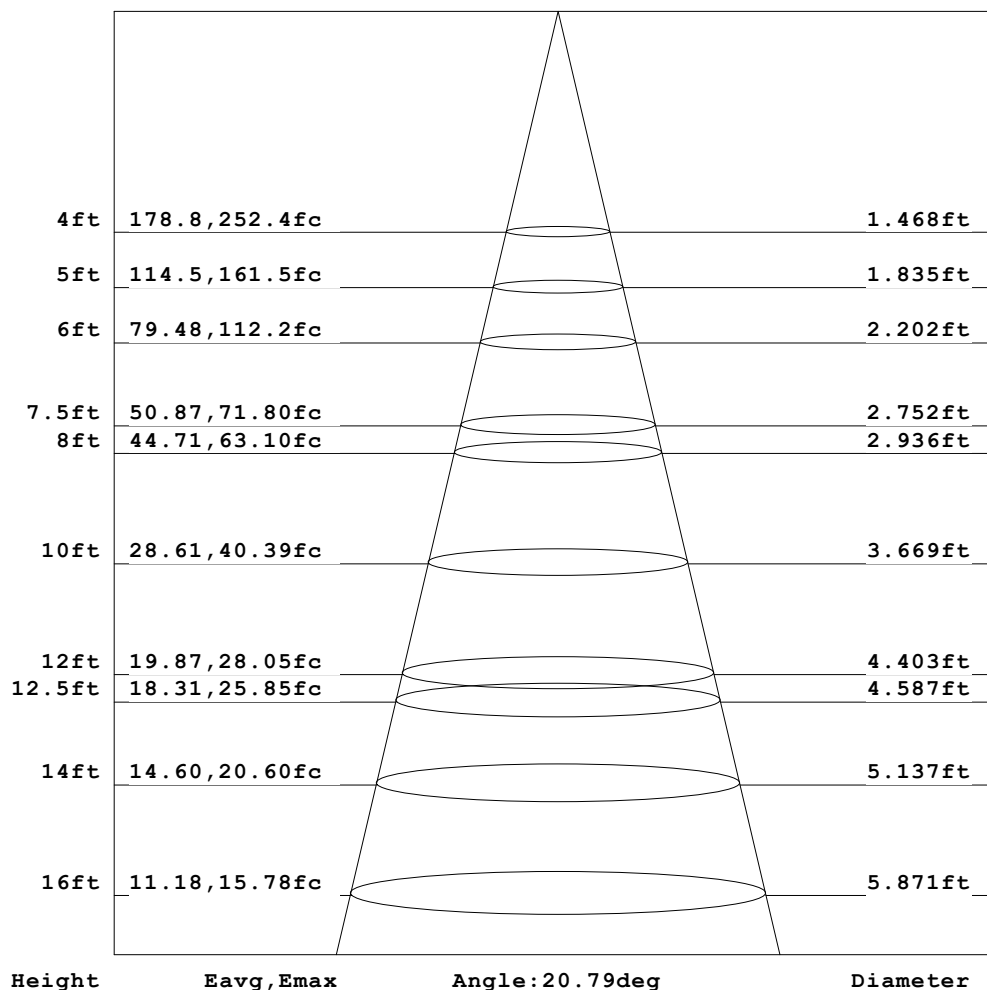
NO DRIVER:500mA

30minutes warm-up

AAI Figure

Test:U:17.663V I:0.5000A P:8.8315W PF:1.0000 Freq:49.99Hz Lamp Flux:1124.6x1 lm		
NAME: CTL-M-1.5-30K-15-SQ-FX	TYPE:	WEIGHT:
SPEC.: 3000K	DIM.:	SERIAL No.: 2408191127
MFR.: MERCURY LIGHTING	SUR.: 0.0016m2	Shielding Angle:

Flux out:339.7 lm



Note: The Curves indicate the illuminated area and the average illumination when the luminaire is at different distance.

C Range: 0 - 360DEG

C Interval: For a lens beam angle of 15°

Test Speed: HIGH

Temperature: 77.54°F

Operators: zoe

Test Date: 2024-8-19

γ Range: 0 - 180DEG

γ Interval: 1.0DEG

Test System: EVERFINE GO-SPEX500_V1 SYSTEM V2.00.461

Humidity: 65.0%

Test Distance: 124.409" [K=1.0000]

Remarks: LAMP: BXRH-30G10T0-G-83 Ra: 90

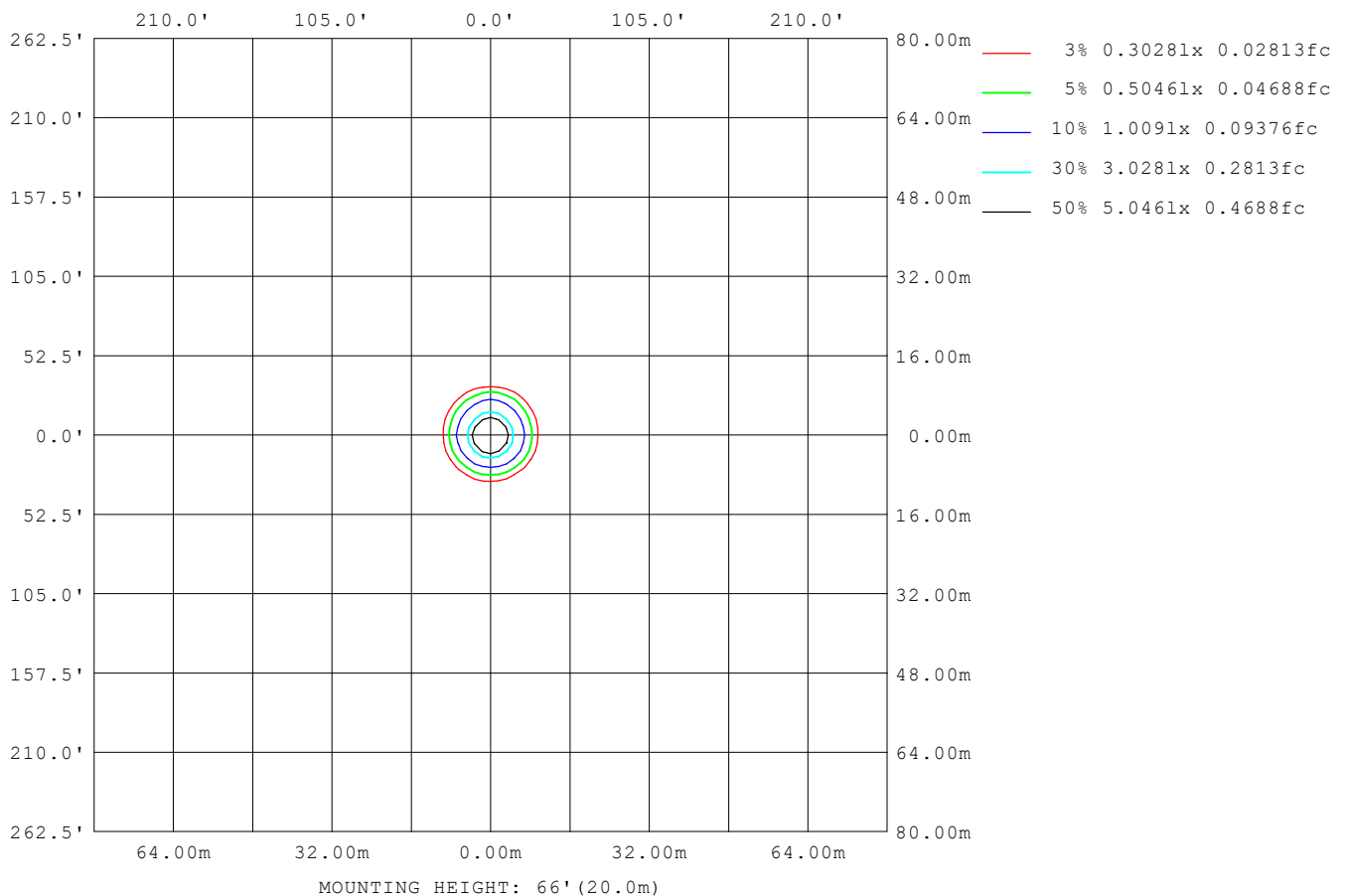
LENS: PM-1084 15R

NO DRIVER: 500mA

30minutes warm-up

ISOLUX DIAGRAM

Test: U:17.663V I:0.5000A P:8.8315W PF:1.0000 Freq:49.99Hz Lamp Flux: 1124.6x1 lm		
NAME: CTL-M-1.5-30K-15-SQ-FX	TYPE:	WEIGHT:
SPEC.: 3000K	DIM.:	SERIAL No.: 2408191127
MFR.: MERCURY LIGHTING	SUR.: 0.0016m ²	Shielding Angle:


C Range: 0 - 360DEG

C Interval: For a lens beam angle of 15°

Test Speed: HIGH

Temperature: 77.54°F

Operators: zoe

Test Date: 2024-8-19

γ Range: 0 - 180DEG

γ Interval: 1.0DEG

Test System: EVERFINE GO-SPEX500_V1 SYSTEM V2.00.461

Humidity: 65.0%

Test Distance: 124.409" [K=1.0000]

Remarks: LAMP: BXRH-30G10T0-G-83 Ra:90

LENS: PM-1084 15R

NO DRIVER: 500mA

30minutes warm-up

LED Avg.L Report

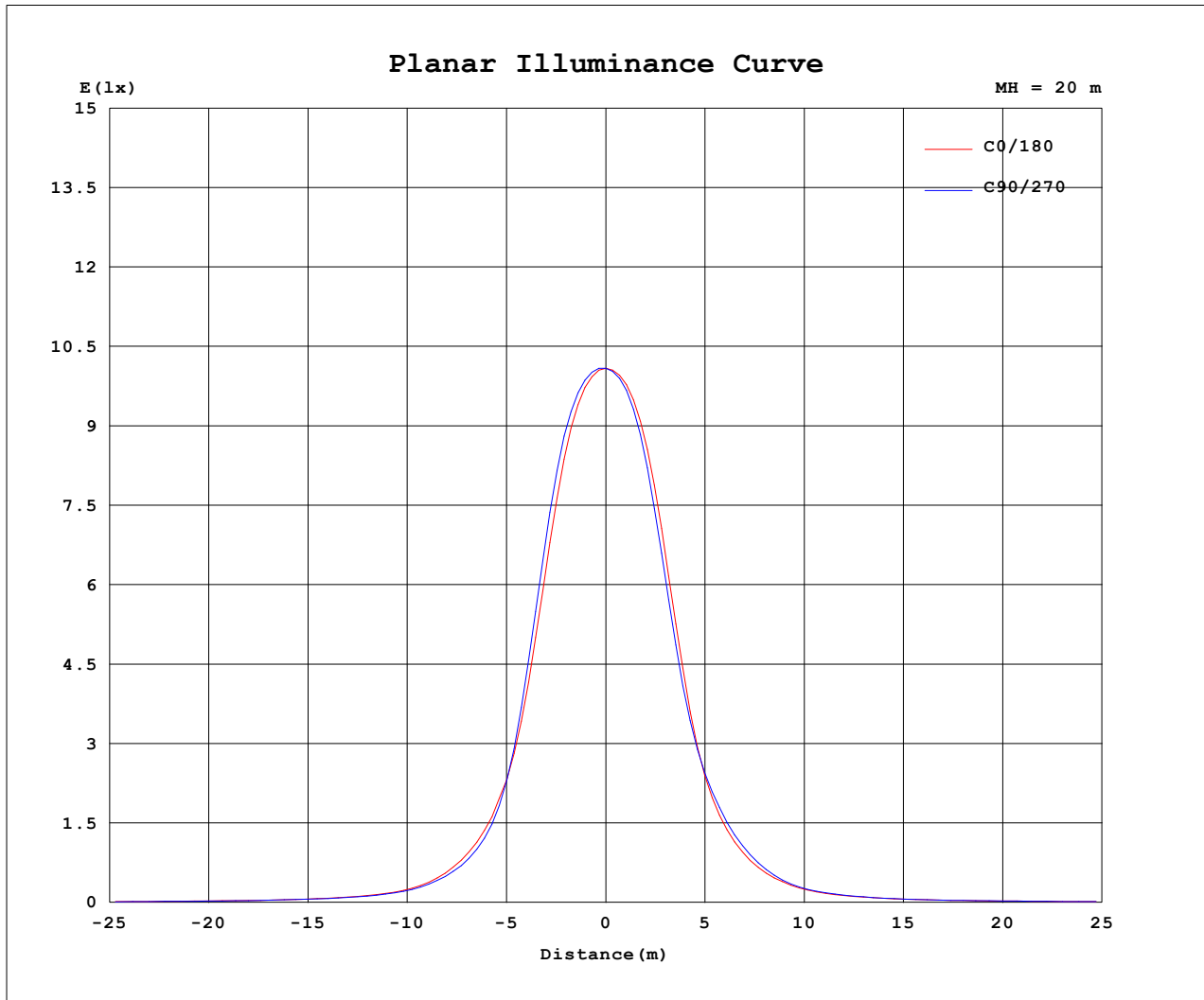
Test:U:17.663V I:0.5000A P:8.8315W PF:1.0000 Freq:49.99Hz Lamp Flux:1124.6x1 lm		
NAME: CTL-M-1.5-30K-15-SQ-FX	TYPE:	WEIGHT:
SPEC.: 3000K	DIM.:	SERIAL No.: 2408191127
MFR.: MERCURY LIGHTING	SUR.: 0.0016m2	Shielding Angle:

AvgL	cd/m2
L_0~180 (65) av	21172
L_0~180 (75) av	3736
L_0~180 (85) av	2268
L_90~270 (65) av	20097
L_90~270 (75) av	3784
L_90~270 (85) av	2248
L_45 (65) av	22373
L_45 (75) av	8289
L_45 (85) av	2217

Standard: GB/T 29293-2012

C Range: 0 - 360DEG	γ Range: 0 - 180DEG
C Interval: For a lens beam angle of 15°	γ Interval: 1.0DEG
Test Speed: HIGH	Test System:EVERFINE GO-SPEX500_V1 SYSTEM V2.00.461
Temperature:77.54°F	Humidity:65.0%
Operators:zoe	Test Distance:124.409" [K=1.0000]
Test Date:2024-8-19	Remarks: LAMP:BXRH-30G10T0-G-83 Ra:90
	LENS:PM-1084 15R
	NO DRIVER:500mA
	30minutes warm-up

Planar Illuminance Curve



C Range: 0 - 360DEG

C Interval: For a lens beam angle of 15°

Test Speed: HIGH

Temperature: 77.54 °F

Operators: zoe

Test Date: 2024-8-19

γ Range: 0 - 180DEG

γ Interval: 1.0DEG

Test System: EVERFINE GO-SPEX500_V1 SYSTEM V2.00.461

Humidity: 65.0%

Test Distance: 124.409" [K=1.0000]

Remarks: LAMP: BXRH-30G10T0-G-83 Ra: 90

LENS: PM-1084 15R

NO DRIVER: 500mA

30minutes warm-up

LUMINOUS DISTRIBUTION INTENSITY DATA

Test:U:17.663V I:0.5000A P:8.8315W PF:1.0000 Freq:49.99Hz Lamp Flux:1124.6x1 lm		
NAME: CTL-M-1.5-30K-15-SQ-FX	TYPE:	WEIGHT:
SPEC.: 3000K	DIM.:	SERIAL No.: 2408191127
MFR.: MERCURY LIGHTING	SUR.: 0.0016m2	Shielding Angle:

Table--1

UNIT: cd

C (DEG) γ (DEG)	0	30	60	90	120	150	180	210	240	270	300	330						
0	4037	4037	4037	4037	4037	4037	4037	4037	4037	4037	4037	4037						
5	3628	3675	3717	3752	3738	3710	3679	3639	3608	3575	3577	3598						
10	2098	2178	2235	2303	2310	2267	2204	2092	2070	2036	2050	2049						
15	875	867	842	814	857	866	881	861	892	927	902	874						
20	387	383	342	338	339	364	385	383	409	436	426	379						
25	174	172	160	159	165	170	177	184	190	189	198	183						
30	93.3	91.3	89.2	86.6	91.4	93.3	93.3	101	103	98.8	105	102						
35	61.1	61.7	60.5	58.1	60.9	61.6	60.2	66.0	66.6	62.2	66.9	67.1						
40	44.1	45.5	44.9	43.0	44.2	44.6	42.9	46.3	46.7	43.4	46.5	47.7						
45	36.3	35.1	34.8	34.7	33.7	34.2	35.6	35.0	35.5	36.1	35.1	35.6						
50	30.1	29.2	28.5	27.8	27.6	28.5	29.4	29.6	30.1	30.3	29.6	29.6						
55	22.6	23.9	22.9	20.4	22.0	23.5	22.3	24.5	25.2	23.1	24.6	24.9						
60	17.4	18.5	17.5	15.5	17.1	18.4	17.2	19.4	19.9	18.1	19.8	19.7						
65	14.6	14.8	13.5	12.1	13.4	14.6	14.1	15.6	16.0	15.1	16.0	16.0						
70	9.00	9.65	8.25	7.04	8.14	9.05	8.46	10.1	10.5	9.23	10.5	10.6						
75	1.58	3.21	2.79	1.55	2.60	2.93	1.51	3.36	3.56	1.59	3.62	3.73						
80	0.82	0.85	0.84	0.80	0.81	0.81	0.77	0.80	0.80	0.76	0.81	0.83						
85	0.34	0.33	0.32	0.32	0.30	0.30	0.30	0.30	0.31	0.31	0.31	0.32						
90	0.00	0.00	0.00	0.00	0.00	0.00	0.00	0.00	0.00	0.00	0.00	0.00						
95	0.00	0.00	0.00	0.00	0.00	0.00	0.00	0.00	0.00	0.00	0.00	0.00						
100	0.00	0.00	0.00	0.00	0.00	0.00	0.00	0.00	0.00	0.00	0.00	0.00						
105	0.00	0.00	0.00	0.00	0.00	0.00	0.00	0.00	0.00	0.00	0.00	0.00						
110	0.00	0.00	0.00	0.00	0.00	0.00	0.00	0.00	0.00	0.00	0.00	0.00						
115	0.00	0.00	0.00	0.00	0.00	0.00	0.00	0.00	0.00	0.00	0.00	0.00						
120	0.00	0.00	0.00	0.00	0.00	0.00	0.00	0.00	0.00	0.00	0.00	0.00						
125	0.00	0.00	0.00	0.00	0.00	0.00	0.00	0.00	0.00	0.00	0.00	0.00						
130	0.00	0.00	0.00	0.00	0.00	0.00	0.00	0.00	0.00	0.00	0.00	0.00						
135	0.00	0.00	0.00	0.00	0.00	0.00	0.00	0.00	0.00	0.00	0.00	0.00						
140	0.00	0.00	0.00	0.00	0.00	0.00	0.00	0.00	0.00	0.00	0.00	0.00						
145	0.00	0.00	0.00	0.00	0.00	0.00	0.00	0.00	0.00	0.00	0.00	0.00						
150	0.00	0.00	0.00	0.00	0.00	0.00	0.00	0.00	0.00	0.00	0.00	0.00						
155	0.00	0.00	0.00	0.00	0.00	0.00	0.00	0.00	0.00	0.00	0.00	0.00						
160	0.00	0.00	0.00	0.00	0.00	0.00	0.00	0.00	0.00	0.00	0.00	0.00						
165	0.00	0.00	0.00	0.00	0.00	0.00	0.00	0.00	0.00	0.00	0.00	0.00						
170	0.00	0.00	0.00	0.00	0.00	0.00	0.00	0.00	0.00	0.00	0.00	0.00						
175	0.00	0.00	0.00	0.00	0.00	0.00	0.00	0.00	0.00	0.00	0.00	0.00						
180	0.00	0.00	0.00	0.00	0.00	0.00	0.00	0.00	0.00	0.00	0.00	0.00						

C Range: 0 - 360DEG

C Interval: For a lens beam angle of 15°

Test Speed: HIGH

Temperature: 77.54 °F

Operators: zoe

Test Date: 2024-8-19

γ Range: 0 - 180DEG

γ Interval: 1.0DEG

Test System: EVERFINE GO-SPEX500_V1 SYSTEM V2.00.461

Humidity: 65.0%

Test Distance: 124.409" [K=1.0000]

Remarks: LAMP: BXRH-30G10T0-G-83 Ra: 90

LENS: PM-1084 15R

NO DRIVER: 500mA

30minutes warm-up