


Photometric report for Flanged and Flangeless Trim



Light Output Ratio:	76.6%	
Luminaire Power:	8.833 W	
SHR Nominal:	0.75	Calculated using the TM5
SHR Maximum:	0.80	fine grid method.

C Range: 0 - 360DEG
C Interval: For a lens beam angle of 60°
Test Speed: HIGH
Temperature: 77.54°F
Operators: zoe
Test Date: 2024-8-19

γ Range: 0 - 180DEG
γ Interval: 1.0DEG
Test System: EVERFINE GO-SPEX500_V1 SYSTEM V2.00.461
Humidity: 65.0%
Test Distance: 124.409" [K=1.0000]
Remarks: LAMP: BXRH-30G10T0-G-83 Ra: 90
LENS: PM-1084C 50R
NO DRIVER: 500mA
30minutes warm-up

LUMINOUS INTENSITY DISTRIBUTION DIAGRAM

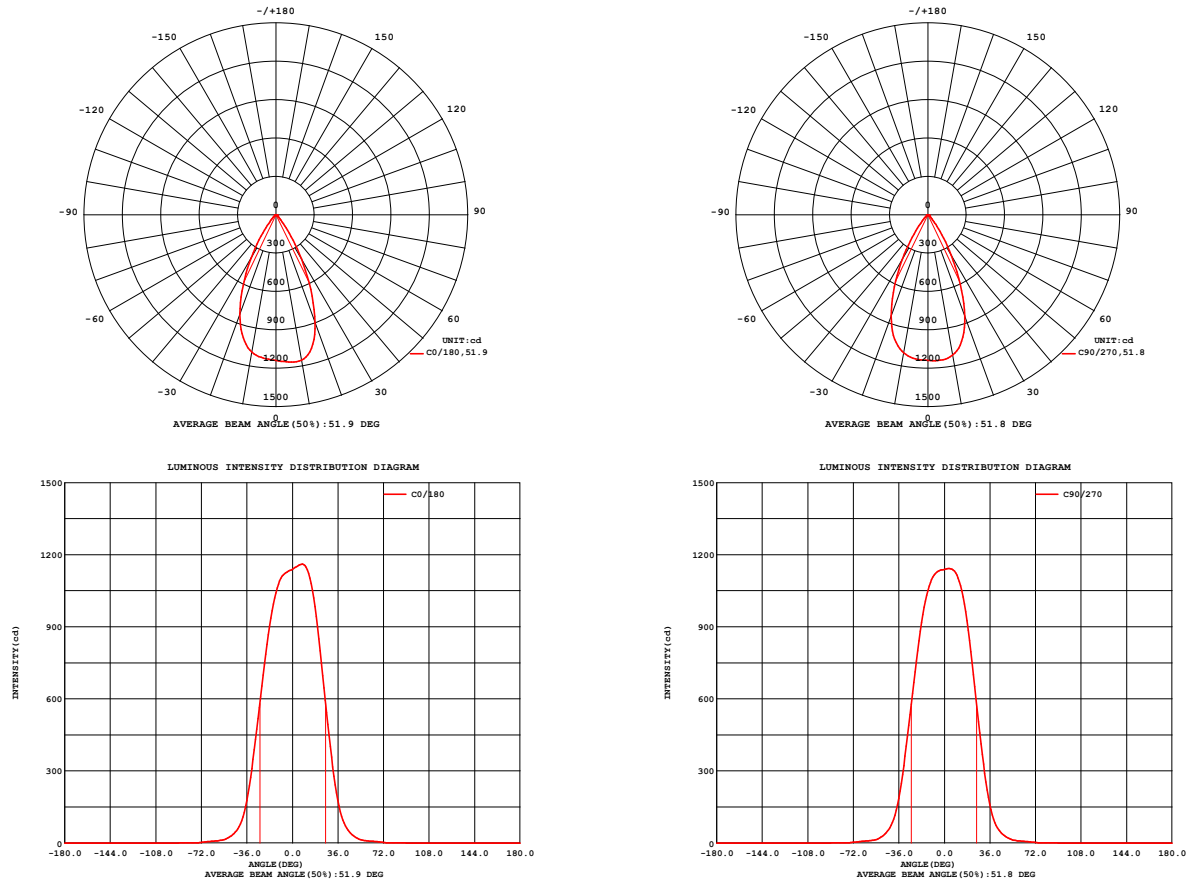


Fig. C0/C180

Fig. C90/C270

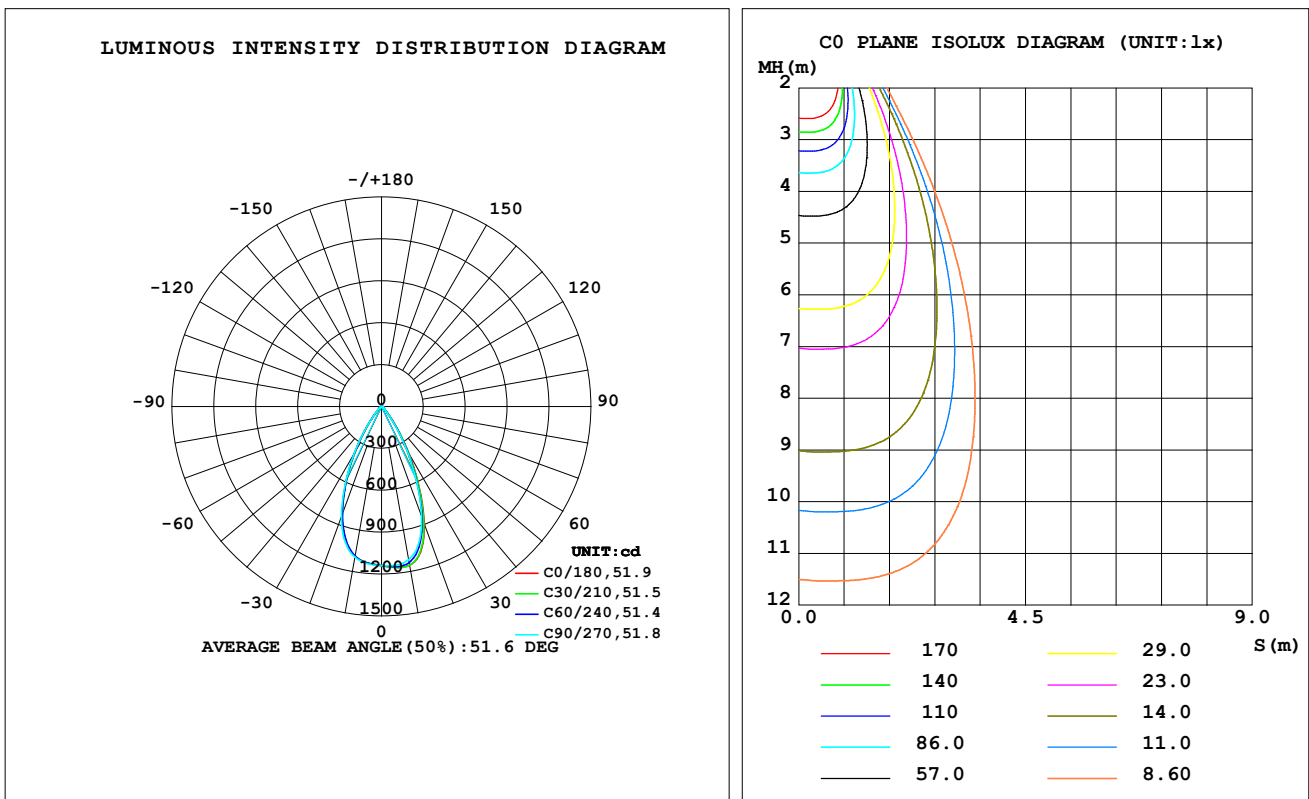
C Range: 0 - 360DEG
C Interval: For a lens beam angle of 60°
Test Speed: HIGH
Temperature: 77.54°F
Operators: zoe
Test Date: 2024-8-19

γ Range: 0 - 180DEG
γ Interval: 1.0DEG
Test System: EVERFINE GO-SPEX500_V1 SYSTEM V2.00.461
Humidity: 65.0%
Test Distance: 124.409" [K=1.0000]
Remarks: LAMP: BXRH-30G10T0-G-83 Ra: 90
LENS: PM-1084C 50R
NO DRIVER: 500mA
30minutes warm-up

LUMINAIRE PHOTOMETRIC TEST REPORT

Test:U:17.665V I:0.5000A P:8.8325W PF:1.0000 Freq:49.99Hz Lamp Flux:1124.6x1 lm		
NAME: CTL-M-1.5-30K-60-SQ-FX	TYPE:	WEIGHT:
SPEC.: 3000K	DIM.:	SERIAL No.: 2408191130
MFR.: MERCURY LIGHTING	SUR.: 0.0016m2	Shielding Angle:

DATA OF LAMP		PHOTOMETRIC DATA Eff: 97.54 lm/W			
MODEL	Brideglux	I _{max} (cd)	1162	S/MH (C0/180)	0.79
NOMINAL POWER (W)	9	LOR (%)	76.6	S/MH (C90/270)	0.80
RATED VOLTAGE (V)	18	TOTAL FLUX (lm)	861.54	η UP, DN (C0-180)	0.0, 38.0
NOMINAL FLUX (lm)	1124.6	CIE CLASS	DIRECT	η UP, DN (C180-360)	0.0, 38.6
LAMPS INSIDE	1	η up (%)	0.0	CIBSE SHR NOM	0.75
TEST VOLTAGE (V)	18	η down (%)	76.6	CIBSE SHR MAX	0.80



C Range: 0 - 360DEG

C Interval: For a lens beam angle of 60°

Test Speed: HIGH

Temperature: 77.54°F

Operators: zoe

Test Date: 2024-8-19

γ Range: 0 - 180DEG

γ Interval: 1.0DEG

Test System: EVERFINE GO-SPEX500_V1 SYSTEM V2.00.461

Humidity: 65.0%

Test Distance: 124.409" [K=1.0000]

Remarks: LAMP: BXRH-30G10T0-G-83 Ra: 90

LENS: PM-1084C 50R

NO DRIVER: 500mA

30minutes warm-up

ZONAL FLUX DIAGRAM

ZONAL FLUX DIAGRAM:

γ	C0	C45	C90	C135	C180	C225	C270	C315	γ	Φ zone	Φ total	%lum,lamp
10	1154	1145	1114	1098	1090	1089	1095	1130	0- 10	108.0	108.0	12.5,9.6
20	897.5	870.8	842.1	820.4	827.3	821.9	841.1	873.9	10- 20	282.3	390.3	45.3,34.7
30	401.1	380.3	368.6	366.6	388.8	393.5	402.9	405.2	20- 30	278.6	668.9	77.6,59.5
40	95.12	91.78	84.93	86.34	92.74	97.01	99.12	100.7	30- 40	132.5	801.3	93,71.3
50	23.24	25.53	21.95	24.39	23.49	26.64	24.11	26.66	40- 50	37.98	839.3	97.4,74.6
60	8.262	9.374	8.007	9.548	8.662	10.28	8.822	9.896	50- 60	13.57	852.9	99,75.8
70	3.735	4.042	3.241	4.033	3.742	4.626	3.972	4.536	60- 70	6.735	859.6	99.8,76.4
80	0.4118	0.4181	0.3900	0.3916	0.3743	0.3980	0.3906	0.4163	70- 80	1.726	861.4	100,76.6
90	0	0	0	0	0	0	0	0	80- 90	0.1868	861.5	100,76.6
100	0	0	0	0	0	0	0	0	90-100	0	861.5	100,76.6
110	0	0	0	0	0	0	0	0	100-110	0	861.5	100,76.6
120	0	0	0	0	0	0	0	0	110-120	0	861.5	100,76.6
130	0	0	0	0	0	0	0	0	120-130	0	861.5	100,76.6
140	0	0	0	0	0	0	0	0	130-140	0	861.5	100,76.6
150	0	0	0	0	0	0	0	0	140-150	0	861.5	100,76.6
160	0	0	0	0	0	0	0	0	150-160	0	861.5	100,76.6
170	0	0	0	0	0	0	0	0	160-170	0	861.5	100,76.6
180	0	0	0	0	0	0	0	0	170-180	0	861.5	100,76.6
DEG	LUMINOUS INTENSITY:cd									UNIT:lm		

C Range: 0 - 360DEG

C Interval: For a lens beam angle of 60°

Test Speed: HIGH

Temperature:77.54°F

Operators:zoe

Test Date:2024-8-19

 γ Range: 0 - 180DEG

 γ Interval: 1.0DEG

Test System:EVERFINE GO-SPEX500_V1 SYSTEM V2.00.461

Humidity:65.0%

Test Distance:124.409" [K=1.0000]

Remarks: LAMP:BXRH-30G10T0-G-83 Ra:90

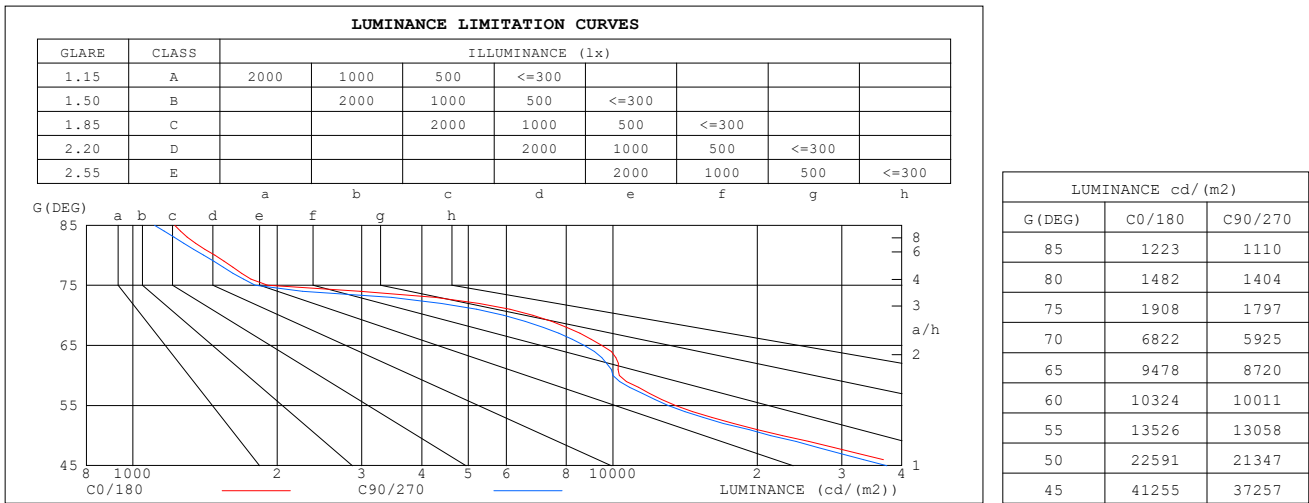
LENS:PM-1084C 50R

NO DRIVER:500mA

30minutes warm-up

LUMINANCE LIMITATION CURVES

Test:U:17.665V I:0.5000A P:8.8325W PF:1.0000 Freq:49.99Hz Lamp Flux:1124.6x1 lm		
NAME: CTL-M-1.5-30K-60-SQ-FX	TYPE:	WEIGHT:
SPEC.: 3000K	DIM.:	SERIAL No.: 2408191130
MFR.: MERCURY LIGHTING	SUR.: 0.0016m2	Shielding Angle:



C Range: 0 - 360DEG

C Interval: For a lens beam angle of 60°

Test Speed: HIGH

Temperature: 77.54°F

Operators: zoe

Test Date: 2024-8-19

γ Range: 0 - 180DEG

γ Interval: 1.0DEG

Test System: EVERFINE GO-SPEX500_V1 SYSTEM V2.00.461

Humidity: 65.0%

Test Distance: 124.409" [K=1.0000]

Remarks: LAMP: BXRH-30G10T0-G-83 Ra: 90

LENS: PM-1084C 50R

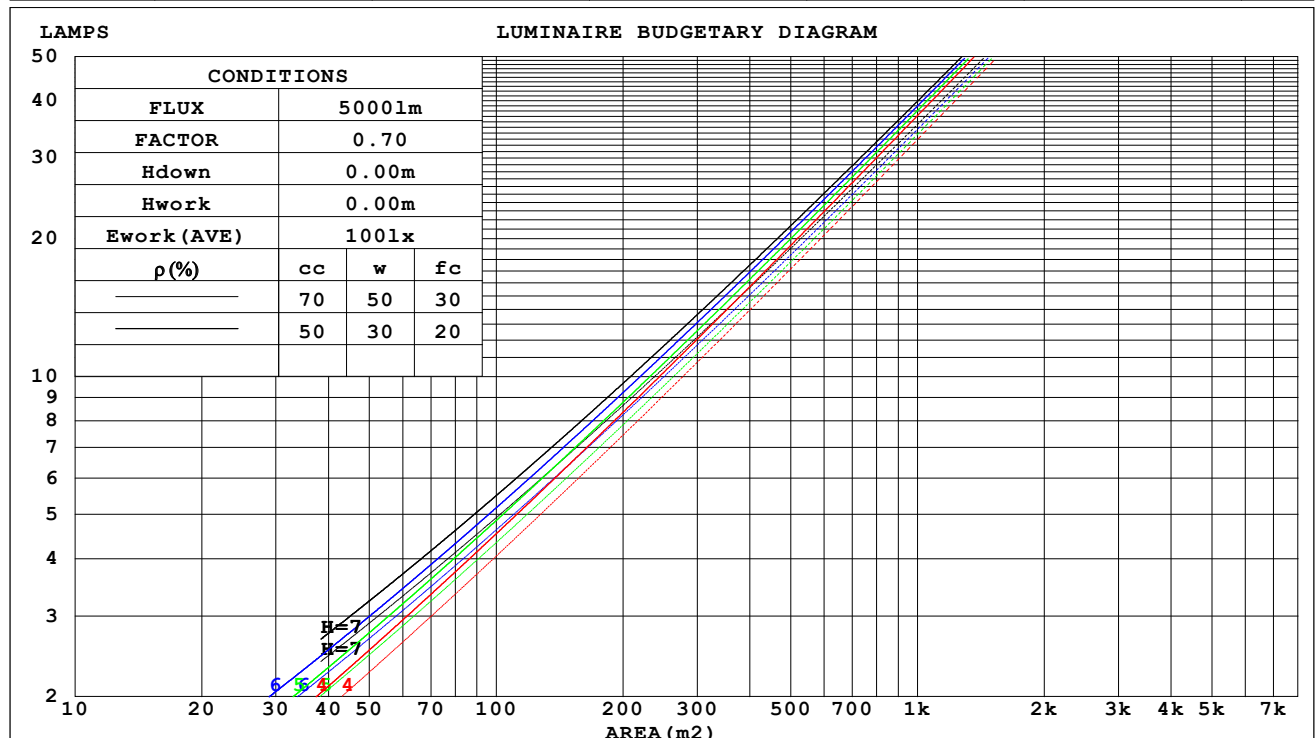
NO DRIVER: 500mA

30minutes warm-up

CU AND LUMINAIRE BUDGETARY ESTIMATE DIAGRAM

Test:U:17.665V I:0.5000A P:8.8325W PF:1.0000 Freq:49.99Hz Lamp Flux:1124.6x1 lm		
NAME: CTL-M-1.5-30K-60-SQ-FX	TYPE:	WEIGHT:
SPEC.: 3000K	DIM.:	SERIAL No.: 2408191130
MFR.: MERCURY LIGHTING	SUR.: 0.0016m2	Shielding Angle:

pcc	80%			70%			50%			30%			10%			0
pw	50%	30%	10%	50%	30%	10%	50%	30%	10%	50%	30%	10%	50%	30%	10%	0
pfc	20%			20%			20%			20%			20%			0
RCR	RCR:Room Cavity Ratio															



C Range: 0 - 360DEG

C Interval: For a lens beam angle of 60°

Test Speed: HIGH

Temperature: 77.54°F

Operators: zoe

Test Date: 2024-8-19

γ Range: 0 - 180DEG

γ Interval: 1.0DEG

Test System: EVERFINE GO-SPEX500_V1 SYSTEM V2.00.461

Humidity: 65.0%

Test Distance: 124.409" [K=1.0000]

Remarks: LAMP: BXRH-30G10T0-G-83 Ra: 90

LENS: PM-1084C 50R

NO DRIVER: 500mA

30minutes warm-up

WEC AND CCEC

Test:U:17.665V I:0.5000A P:8.8325W PF:1.0000 Freq:49.99Hz Lamp Flux:1124.6x1 lm		
NAME: CTL-M-1.5-30K-60-SQ-FX	TYPE:	WEIGHT:
SPEC.: 3000K	DIM.:	SERIAL No.: 2408191130
MFR.: MERCURY LIGHTING	SUR.: 0.0016m2	Shielding Angle:

pcc	80%			70%			50%			30%			10%			0
pw	50%	30%	10%	50%	30%	10%	50%	30%	10%	50%	30%	10%	50%	30%	10%	0
pfc	20%			20%			20%			20%			20%			0
RCR	RCR:Room Cavity Ratio						Wall Exitance Coefficients(WEC)									
0.0																
1.0	.133	.075	.024	.128	.073	.023	.118	.068	.022	.109	.063	.020	.101	.058	.019	
2.0	.127	.069	.021	.122	.067	.021	.114	.064	.020	.107	.060	.019	.100	.056	.018	
3.0	.120	.064	.019	.117	.062	.019	.110	.059	.018	.103	.057	.017	.098	.054	.017	
4.0	.114	.059	.017	.111	.058	.017	.105	.056	.017	.100	.054	.016	.095	.051	.016	
5.0	.109	.055	.016	.106	.054	.016	.101	.053	.015	.096	.051	.015	.092	.049	.015	
6.0	.104	.052	.015	.101	.051	.015	.097	.050	.014	.093	.048	.014	.089	.047	.014	
7.0	.099	.049	.014	.097	.048	.014	.093	.047	.014	.089	.046	.013	.086	.045	.013	
8.0	.095	.046	.013	.093	.046	.013	.089	.045	.013	.086	.044	.013	.083	.043	.012	
9.0	.091	.044	.012	.089	.043	.012	.086	.043	.012	.083	.042	.012	.080	.041	.012	
10.0	.087	.042	.012	.086	.041	.012	.083	.041	.011	.080	.040	.011	.077	.039	.011	

pcc	80%			70%			50%			30%			10%			0
pw	50%	30%	10%	50%	30%	10%	50%	30%	10%	50%	30%	10%	50%	30%	10%	0
pfc	20%			20%			20%			20%			20%			0
RCR	RCR:Room Cavity Ratio						Ceiling Cavity Exitance Coefficients(CCEC)									
0.0	.146	.146	.146	.125	.125	.125	.085	.085	.085	.049	.049	.049	.016	.016	.016	
1.0	.131	.121	.111	.112	.103	.096	.077	.071	.066	.044	.041	.038	.014	.013	.012	
2.0	.119	.102	.087	.102	.087	.075	.070	.060	.052	.040	.035	.031	.013	.011	.010	
3.0	.109	.087	.069	.094	.075	.060	.064	.052	.042	.037	.030	.025	.012	.010	.008	
4.0	.101	.076	.056	.087	.065	.049	.060	.046	.034	.035	.027	.020	.011	.009	.007	
5.0	.095	.067	.046	.081	.058	.040	.056	.040	.028	.032	.024	.017	.010	.008	.006	
6.0	.089	.060	.039	.076	.052	.034	.053	.036	.024	.031	.021	.014	.010	.007	.005	
7.0	.084	.054	.033	.072	.047	.028	.050	.033	.020	.029	.019	.012	.009	.006	.004	
8.0	.079	.049	.028	.068	.042	.024	.047	.030	.017	.027	.018	.010	.009	.006	.003	
9.0	.075	.045	.024	.065	.039	.021	.045	.027	.015	.026	.016	.009	.008	.005	.003	
10.0	.072	.041	.021	.062	.036	.019	.043	.025	.013	.025	.015	.008	.008	.005	.003	

C Range: 0 - 360DEG

C Interval: For a lens beam angle of 60°

Test Speed: HIGH

Temperature:77.54°F

Operators:zoe

Test Date:2024-8-19

γ Range: 0 - 180DEG

γ Interval: 1.0DEG

Test System:EVERFINE GO-SPEX500_V1 SYSTEM V2.00.461

Humidity:65.0%

Test Distance:124.409" [K=1.0000]

Remarks: LAMP:BXRH-30G10T0-G-83 Ra:90

LENS:PM-1084C 50R

NO DRIVER:500mA

30minutes warm-up

UGR(Unified Glare Rating) Table

Test:U:17.665V I:0.5000A P:8.8325W PF:1.0000 Freq:49.99Hz Lamp Flux:1124.6x1 lm											
NAME: CTL-M-1.5-30K-60-SQ-FX					TYPE:			WEIGHT:			
SPEC.: 3000K					DIM.:			SERIAL No.: 2408191130			
MFR.: MERCURY LIGHTING					SUR.: 0.0016m2			Shielding Angle:			
ceiling/cavity	0.7	0.7	0.5	0.5	0.3	0.7	0.7	0.5	0.5	0.3	
walls	0.5	0.3	0.5	0.3	0.3	0.5	0.3	0.5	0.3	0.3	
working plane	0.2	0.2	0.2	0.2	0.2	0.2	0.2	0.2	0.2	0.2	
Room dimensions		Viewed crosswise					Viewed endwise				
x = 2H y = 2H	2H	20.2	21.1	20.4	21.3	21.4	19.8	20.7	20.0	20.9	21.0
	3H	20.1	21.0	20.4	21.2	21.4	19.7	20.6	20.0	20.8	21.0
	4H	20.1	20.9	20.4	21.1	21.3	19.7	20.4	19.9	20.7	20.9
	6H	20.0	20.7	20.3	21.0	21.2	19.6	20.3	19.9	20.6	20.8
	8H	19.9	20.7	20.3	20.9	21.2	19.5	20.2	19.8	20.5	20.8
	12H	19.9	20.6	20.2	20.9	21.1	19.5	20.2	19.8	20.4	20.7
4H	2H	20.0	20.8	20.3	21.0	21.3	19.6	20.4	19.9	20.6	20.9
	3H	20.0	20.7	20.3	21.0	21.2	19.6	20.3	19.9	20.6	20.8
	4H	19.9	20.6	20.3	20.9	21.2	19.5	20.2	19.9	20.4	20.8
	6H	19.9	20.4	20.2	20.7	21.1	19.4	20.0	19.8	20.3	20.7
	8H	19.8	20.3	20.2	20.7	21.0	19.4	19.9	19.8	20.2	20.6
	12H	19.8	20.2	20.2	20.6	21.0	19.3	19.8	19.7	20.2	20.6
8H	4H	19.8	20.3	20.2	20.7	21.0	19.4	19.9	19.8	20.3	20.6
	6H	19.7	20.1	20.1	20.5	20.9	19.3	19.7	19.7	20.1	20.5
	8H	19.7	20.0	20.1	20.4	20.9	19.3	19.6	19.7	20.0	20.5
	12H	19.6	19.9	20.1	20.4	20.8	19.2	19.5	19.7	20.0	20.4
12H	4H	19.8	20.2	20.2	20.6	21.0	19.4	19.8	19.8	20.2	20.6
	6H	19.7	20.0	20.1	20.4	20.9	19.3	19.6	19.7	20.0	20.5
	8H	19.6	19.9	20.1	20.4	20.8	19.2	19.5	19.7	20.0	20.4
Variations with the observer position at spacings(CIE Pub.117):											
S = 1.0H	+ 3.1 / - 5.8					+ 2.9 / - 5.6					
1.5H	+ 4.9 / - 4.3					+ 4.6 / - 4.1					
2.0H	+ 4.3 / - 3.2					+ 3.9 / - 3.0					

CIE Pub.117, 1125 lm Total Lamp Luminous Flux Correct (8log(F/F0) = 0.4)
 Area: 0.0016 m2

C Range: 0 - 360DEG	γ Range: 0 - 180DEG
C Interval: For a lens beam angle of 60°	γ Interval: 1.0DEG
Test Speed: HIGH	Test System:EVERFINE GO-SPEX500_V1 SYSTEM V2.00.461
Temperature:77.54°F	Humidity:65.0%
Operators:zoe	Test Distance:124.409" [K=1.0000]
Test Date:2024-8-19	Remarks: LAMP:BXRH-30G10T0-G-83 Ra:90
	LENS:PM-1084C 50R
	NO DRIVER:500mA
	30minutes warm-up

UTILIZATION FACTORS TABLE

Test:U:17.665V I:0.5000A P:8.8325W PF:1.0000 Freq:49.99Hz Lamp Flux:1124.6x1 lm		
NAME: CTL-M-1.5-30K-60-SQ-FX	TYPE:	WEIGHT:
SPEC.: 3000K	DIM.:	SERIAL No.: 2408191130
MFR.: MERCURY LIGHTING	SUR.: 0.0016m2	Shielding Angle:

REFLECTANCE										
Ceiling	0.8	0.8	0.8	0.7	0.7	0.7	0.5	0.5	0.5	0
Walls	0.7	0.5	0.3	0.7	0.5	0.3	0.7	0.5	0.3	0
Working plane	0.2	0.2	0.2	0.2	0.2	0.2	0.2	0.2	0.2	0
ROOM INDEX	UTILIZATION FACTORS (PERCENT) $k(RI) \times RCR = 5$									
$k = 0.60$	67	62	59	66	62	59	66	61	59	56
0.80	72	68	65	72	68	65	71	67	65	62
1.00	76	72	69	75	71	69	74	71	68	65
1.25	79	75	72	78	75	72	77	74	71	68
1.50	81	77	75	80	77	75	78	76	74	70
2.00	83	80	78	82	79	77	80	78	76	72
2.50	84	82	79	83	81	79	81	79	77	73
3.00	86	83	81	84	82	80	82	80	78	74
4.00	87	85	83	86	84	82	83	81	80	75
5.00	88	86	85	87	85	84	83	82	81	76
ROOM INDEX	UF (total)									Direct
According to DIN EN 13032-2 2004			Suspended					SHRNOM = 1.25		

C Range: 0 - 360DEG

C Interval: For a lens beam angle of 60°

Test Speed: HIGH

Temperature: 77.54°F

Operators: zoe

Test Date: 2024-8-19

 γ Range: 0 - 180DEG

 γ Interval: 1.0DEG

Test System: EVERFINE GO-SPEX500_V1 SYSTEM V2.00.461

Humidity: 65.0%

Test Distance: 124.409" [K=1.0000]

Remarks: LAMP: BXRH-30G10T0-G-83 Ra: 90

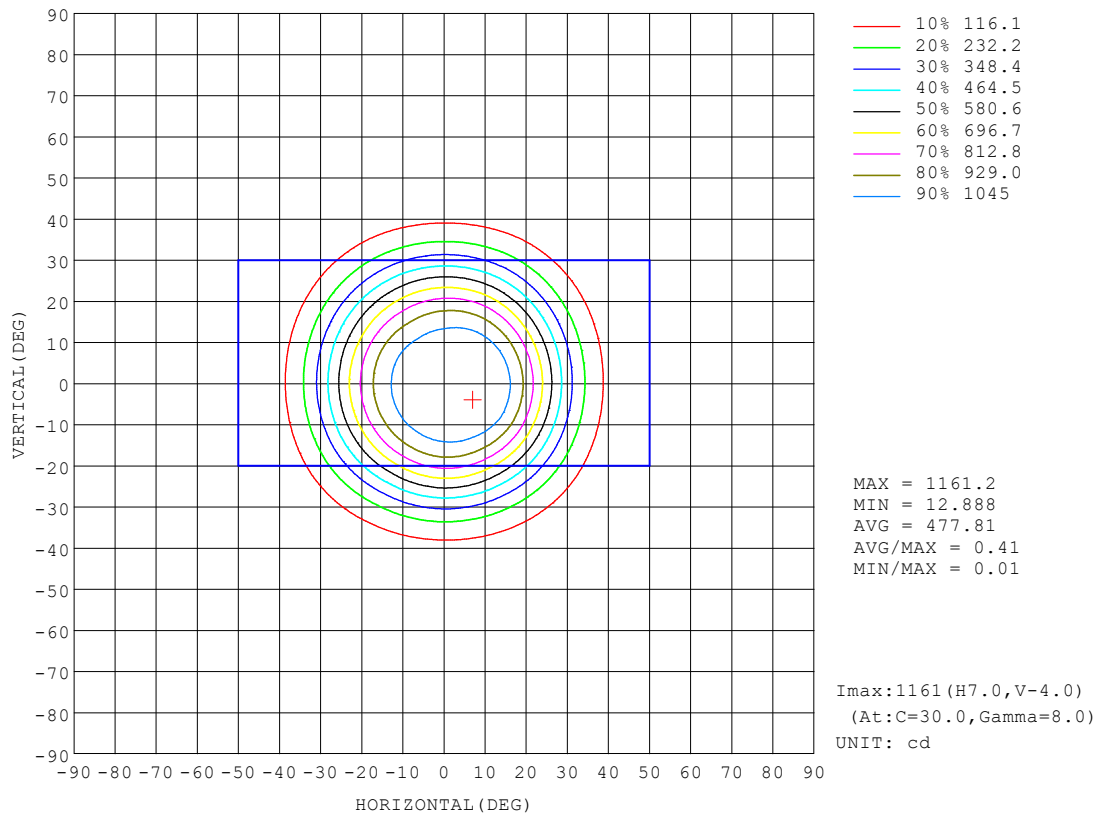
LENS: PM-1084C 50R

NO DRIVER: 500mA

30minutes warm-up

ISOCANDELA DIAGRAM

Test:U:17.665V I:0.5000A P:8.8325W PF:1.0000 Freq:49.99Hz Lamp Flux:1124.6x1 lm		
NAME: CTL-M-1.5-30K-60-SQ-FX	TYPE:	WEIGHT:
SPEC.: 3000K	DIM.:	SERIAL No.: 2408191130
MFR.: MERCURY LIGHTING	SUR.: 0.0016m2	Shielding Angle:



C Range: 0 - 360DEG

C Interval: For a lens beam angle of 60°

Test Speed: HIGH

Temperature:77.54°F

Operators:zoe

Test Date:2024-8-19

γ Range: 0 - 180DEG

γ Interval: 1.0DEG

Test System:EVERFINE GO-SPEX500_V1 SYSTEM V2.00.461

Humidity:65.0%

Test Distance:124.409" [K=1.0000]

Remarks: LAMP:BXRH-30G10T0-G-83 Ra:90

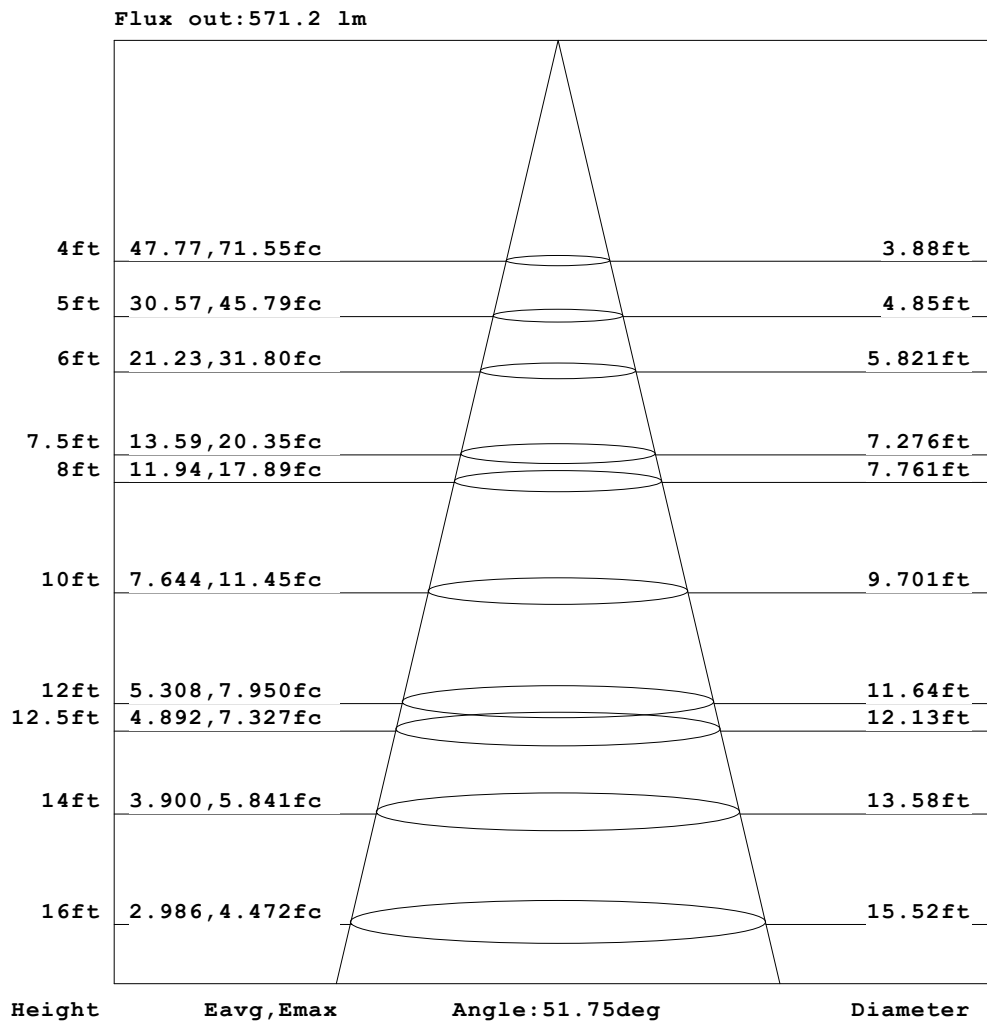
LENS:PM-1084C 50R

NO DRIVER:500mA

30minutes warm-up

AAI Figure

Test:U:17.665V I:0.5000A P:8.8325W PF:1.0000 Freq:49.99Hz Lamp Flux:1124.6x1 lm		
NAME: CTL-M-1.5-30K-60-SQ-FX	TYPE:	WEIGHT:
SPEC.: 3000K	DIM.:	SERIAL No.: 2408191130
MFR.: MERCURY LIGHTING	SUR.: 0.0016m2	Shielding Angle:



Note: The Curves indicate the illuminated area and the average illumination when the luminaire is at different distance.

C Range: 0 - 360DEG

C Interval: For a lens beam angle of 60°

Test Speed: HIGH

Temperature: 77.54°F

Operators: zoe

Test Date: 2024-8-19

γ Range: 0 - 180DEG

γ Interval: 1.0DEG

Test System: EVERFINE GO-SPEX500_V1 SYSTEM V2.00.461

Humidity: 65.0%

Test Distance: 124.409" [K=1.0000]

Remarks: LAMP: BXRH-30G10T0-G-83 Ra: 90

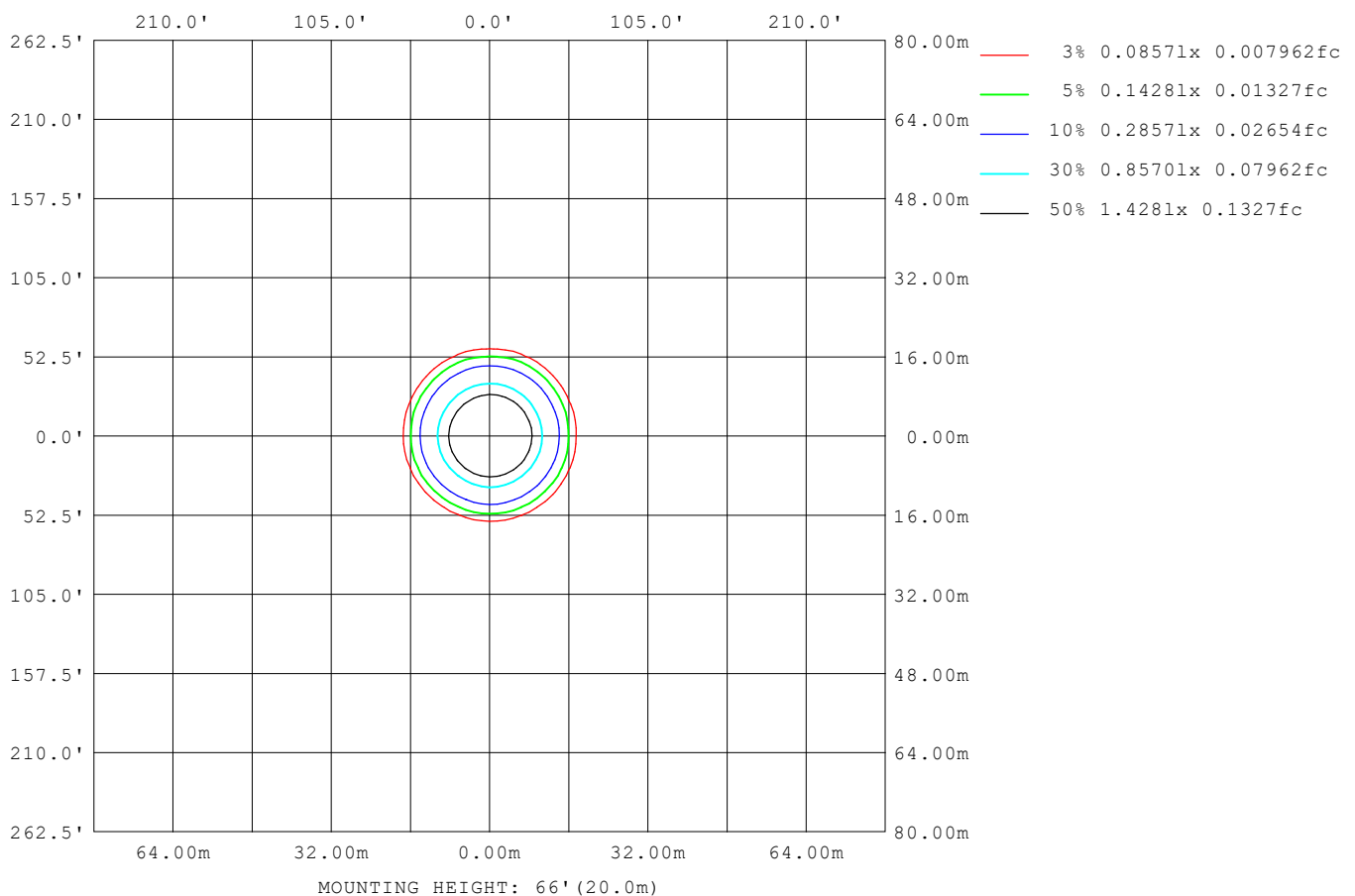
LENS: PM-1084C 50R

NO DRIVER: 500mA

30minutes warm-up

ISOLUX DIAGRAM

Test: U:17.665V I:0.5000A P:8.8325W PF:1.0000 Freq:49.99Hz Lamp Flux: 1124.6x1 lm		
NAME: CTL-M-1.5-30K-60-SQ-FX	TYPE:	WEIGHT:
SPEC.: 3000K	DIM.:	SERIAL No.: 2408191130
MFR.: MERCURY LIGHTING	SUR.: 0.0016m ²	Shielding Angle:


C Range: 0 - 360DEG

C Interval: For a lens beam angle of 60°

Test Speed: HIGH

Temperature: 77.54°F

Operators: zoe

Test Date: 2024-8-19

γ Range: 0 - 180DEG

γ Interval: 1.0DEG

Test System: EVERFINE GO-SPEX500_V1 SYSTEM V2.00.461

Humidity: 65.0%

Test Distance: 124.409" [K=1.0000]

Remarks: LAMP: BXRH-30G10T0-G-83 Ra: 90

LENS: PM-1084C 50R

NO DRIVER: 500mA

30minutes warm-up

LED Avg.L Report

Test:U:17.665V I:0.5000A P:8.8325W PF:1.0000 Freq:49.99Hz Lamp Flux:1124.6x1 lm		
NAME: CTL-M-1.5-30K-60-SQ-FX	TYPE:	WEIGHT:
SPEC.: 3000K	DIM.:	SERIAL No.: 2408191130
MFR.: MERCURY LIGHTING	SUR.: 0.0016m2	Shielding Angle:

AvgL	cd/m2
L_0~180 (65) av	9574
L_0~180 (75) av	1842
L_0~180 (85) av	1136
L_90~270 (65) av	9429
L_90~270 (75) av	1883
L_90~270 (85) av	1143
L_45 (65) av	10733
L_45 (75) av	3780
L_45 (85) av	1119

Standard: GB/T 29293-2012

C Range: 0 - 360DEG

C Interval: For a lens beam angle of 60°

Test Speed: HIGH

Temperature: 77.54°F

Operators: zoe

Test Date: 2024-8-19

γ Range: 0 - 180DEG

γ Interval: 1.0DEG

Test System: EVERFINE GO-SPEX500_V1 SYSTEM V2.00.461

Humidity: 65.0%

Test Distance: 124.409" [K=1.0000]

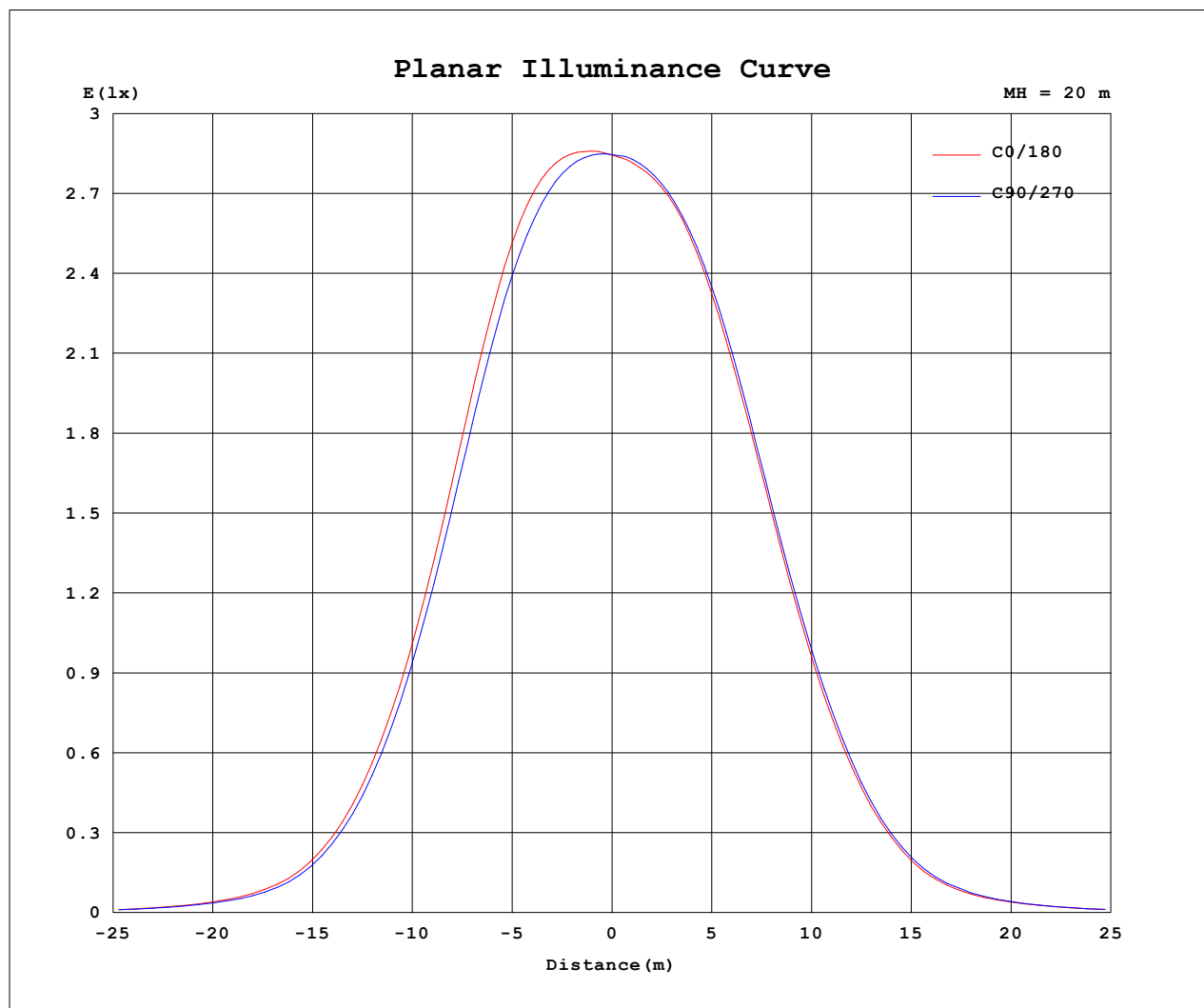
Remarks: LAMP: BXRH-30G10T0-G-83 Ra: 90

LENS: PM-1084C 50R

NO DRIVER: 500mA

30minutes warm-up

Planar Illuminance Curve



C Range: 0 - 360DEG

C Interval: For a lens beam angle of 60°

Test Speed: HIGH

Temperature: 77.54°F

Operators: zoe

Test Date: 2024-8-19

γ Range: 0 - 180DEG

γ Interval: 1.0DEG

Test System: EVERFINE GO-SPEX500_V1 SYSTEM V2.00.461

Humidity: 65.0%

Test Distance: 124.409" [K=1.0000]

Remarks: LAMP: BXRH-30G10T0-G-83 Ra: 90

LENS: PM-1084C 50R

NO DRIVER: 500mA

30minutes warm-up

LUMINOUS DISTRIBUTION INTENSITY DATA

Test:U:17.665V I:0.5000A P:8.8325W PF:1.0000 Freq:49.99Hz Lamp Flux:1124.6x1 lm		
NAME: CTL-M-1.5-30K-60-SQ-FX	TYPE:	WEIGHT:
SPEC.: 3000K	DIM.:	SERIAL No.: 2408191130
MFR.: MERCURY LIGHTING	SUR.: 0.0016m2	Shielding Angle:

Table--1

UNIT: cd

C (DEG) γ (DEG)	0	30	60	90	120	150	180	210	240	270	300	330						
0	1138	1138	1138	1138	1138	1138	1138	1138	1138	1138	1138	1138						
5	1156	1157	1151	1141	1132	1127	1125	1124	1126	1130	1139	1149						
10	1154	1155	1136	1114	1101	1094	1090	1090	1088	1095	1119	1141						
15	1080	1076	1042	1024	1004	996	995	994	988	1007	1038	1064						
20	898	888	854	842	821	820	827	823	821	841	866	882						
25	645	631	606	601	583	596	608	605	609	623	634	637						
30	401	389	371	369	357	377	389	391	396	403	409	402						
35	209	205	193	190	183	199	207	209	215	216	221	214						
40	95.1	93.4	90.2	84.9	84.0	88.7	92.7	95.0	99.0	99.1	103	98.7						
45	46.7	45.1	44.0	42.1	40.7	42.9	45.6	45.6	47.9	48.1	48.8	47.4						
50	23.2	25.7	25.3	22.0	23.8	24.9	23.5	26.2	27.0	24.1	27.1	26.3						
55	12.4	14.9	14.7	12.0	14.5	15.0	12.8	15.9	15.8	12.8	15.6	15.2						
60	8.26	9.49	9.26	8.01	9.37	9.72	8.66	10.3	10.3	8.82	9.97	9.82						
65	6.41	6.94	6.67	5.90	6.71	7.05	6.54	7.55	7.64	6.86	7.51	7.25						
70	3.73	4.19	3.89	3.24	3.88	4.19	3.74	4.55	4.70	3.97	4.61	4.46						
75	0.79	1.46	1.29	0.74	1.26	1.38	0.73	1.57	1.61	0.82	1.65	1.59						
80	0.41	0.42	0.41	0.39	0.39	0.39	0.37	0.39	0.40	0.39	0.41	0.42						
85	0.17	0.16	0.16	0.15	0.15	0.14	0.15	0.15	0.16	0.16	0.16	0.16						
90	0.00	0.00	0.00	0.00	0.00	0.00	0.00	0.00	0.00	0.00	0.00	0.00						
95	0.00	0.00	0.00	0.00	0.00	0.00	0.00	0.00	0.00	0.00	0.00	0.00						
100	0.00	0.00	0.00	0.00	0.00	0.00	0.00	0.00	0.00	0.00	0.00	0.00						
105	0.00	0.00	0.00	0.00	0.00	0.00	0.00	0.00	0.00	0.00	0.00	0.00						
110	0.00	0.00	0.00	0.00	0.00	0.00	0.00	0.00	0.00	0.00	0.00	0.00						
115	0.00	0.00	0.00	0.00	0.00	0.00	0.00	0.00	0.00	0.00	0.00	0.00						
120	0.00	0.00	0.00	0.00	0.00	0.00	0.00	0.00	0.00	0.00	0.00	0.00						
125	0.00	0.00	0.00	0.00	0.00	0.00	0.00	0.00	0.00	0.00	0.00	0.00						
130	0.00	0.00	0.00	0.00	0.00	0.00	0.00	0.00	0.00	0.00	0.00	0.00						
135	0.00	0.00	0.00	0.00	0.00	0.00	0.00	0.00	0.00	0.00	0.00	0.00						
140	0.00	0.00	0.00	0.00	0.00	0.00	0.00	0.00	0.00	0.00	0.00	0.00						
145	0.00	0.00	0.00	0.00	0.00	0.00	0.00	0.00	0.00	0.00	0.00	0.00						
150	0.00	0.00	0.00	0.00	0.00	0.00	0.00	0.00	0.00	0.00	0.00	0.00						
155	0.00	0.00	0.00	0.00	0.00	0.00	0.00	0.00	0.00	0.00	0.00	0.00						
160	0.00	0.00	0.00	0.00	0.00	0.00	0.00	0.00	0.00	0.00	0.00	0.00						
165	0.00	0.00	0.00	0.00	0.00	0.00	0.00	0.00	0.00	0.00	0.00	0.00						
170	0.00	0.00	0.00	0.00	0.00	0.00	0.00	0.00	0.00	0.00	0.00	0.00						
175	0.00	0.00	0.00	0.00	0.00	0.00	0.00	0.00	0.00	0.00	0.00	0.00						
180	0.00	0.00	0.00	0.00	0.00	0.00	0.00	0.00	0.00	0.00	0.00	0.00						

C Range: 0 - 360DEG

C Interval: For a lens beam angle of 60°

Test Speed: HIGH

Temperature: 77.54°F

Operators: zoe

Test Date: 2024-8-19

γ Range: 0 - 180DEG

γ Interval: 1.0DEG

Test System: EVERFINE GO-SPEX500_V1 SYSTEM V2.00.461

Humidity: 65.0%

Test Distance: 124.409" [K=1.0000]

Remarks: LAMP: BXRH-30G10T0-G-83 Ra: 90

LENS: PM-1084C 50R

NO DRIVER: 500mA

30minutes warm-up