


Photometric report for Flanged and Flangeless Trim



Light Output Ratio:	79.1%	
Luminaire Power:	13.87 W	
SHR Nominal:	0.50	Calculated using the TM5
SHR Maximum:	0.65	fine grid method.

C Range: 0 - 360DEG
C Interval: FOR A 36° LENS BEAM ANGLE
Test Speed: HIGH
Temperature: 77.54°F
Operators: zoe
Test Date: 2025-7-4

γ Range: 0 - 180DEG
γ Interval: 1.0DEG
Test System: EVERFINE GO-SPEX500_V1 SYSTEM V2.00.461
Humidity: 65.0%
Test Distance: 124.409" [K=1.0000]
Remarks: LAMP: BXRH-30G10T0-G-83 Ra: 90
LENS: PM-1084B 36R
DRIVER: PUP20A-1WMC 600mA

30minutes warm-up

LUMINOUS INTENSITY DISTRIBUTION DIAGRAM

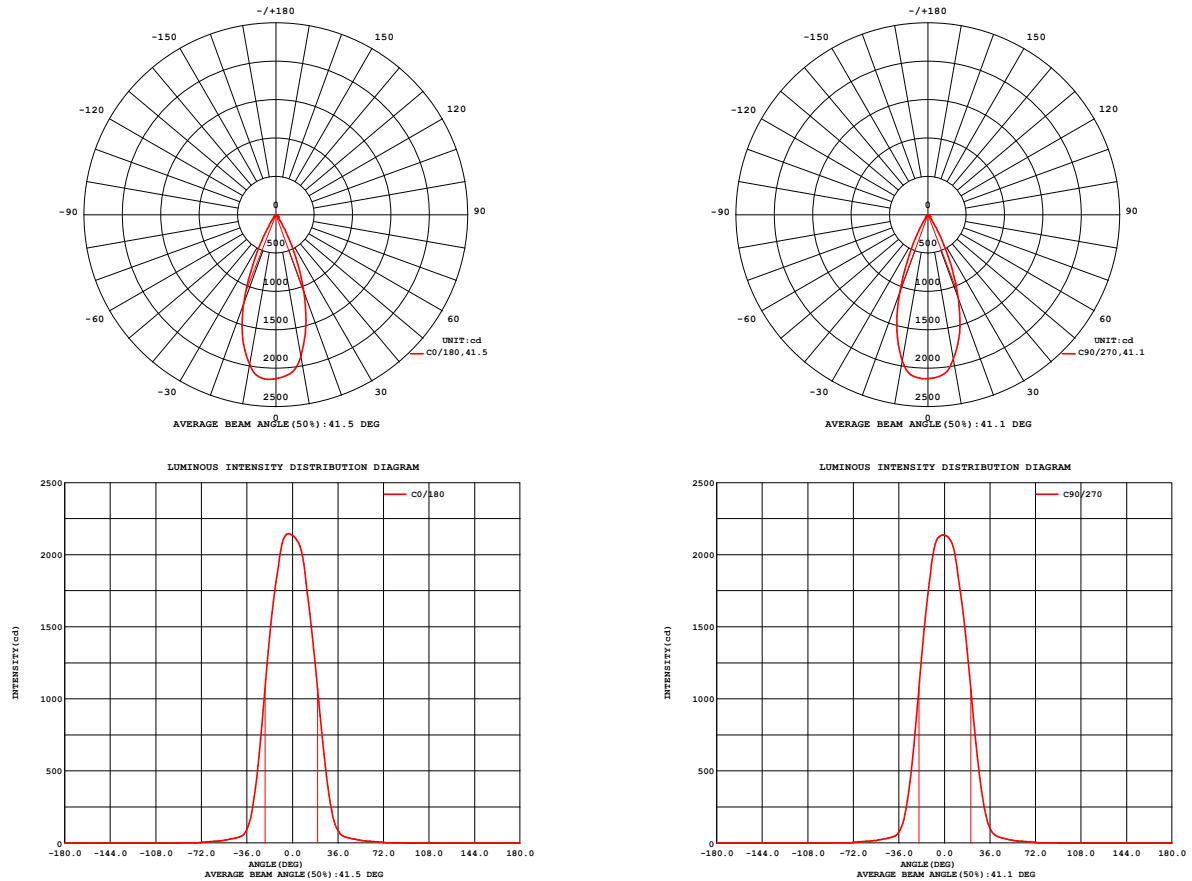


Fig. C0/C180

Fig. C90/C270

C Range: 0 - 360DEG
C Interval: FOR A 36° LENS BEAM ANGLE
Test Speed: HIGH
Temperature: 77.54 °F
Operators: zoe
Test Date: 2025-7-4

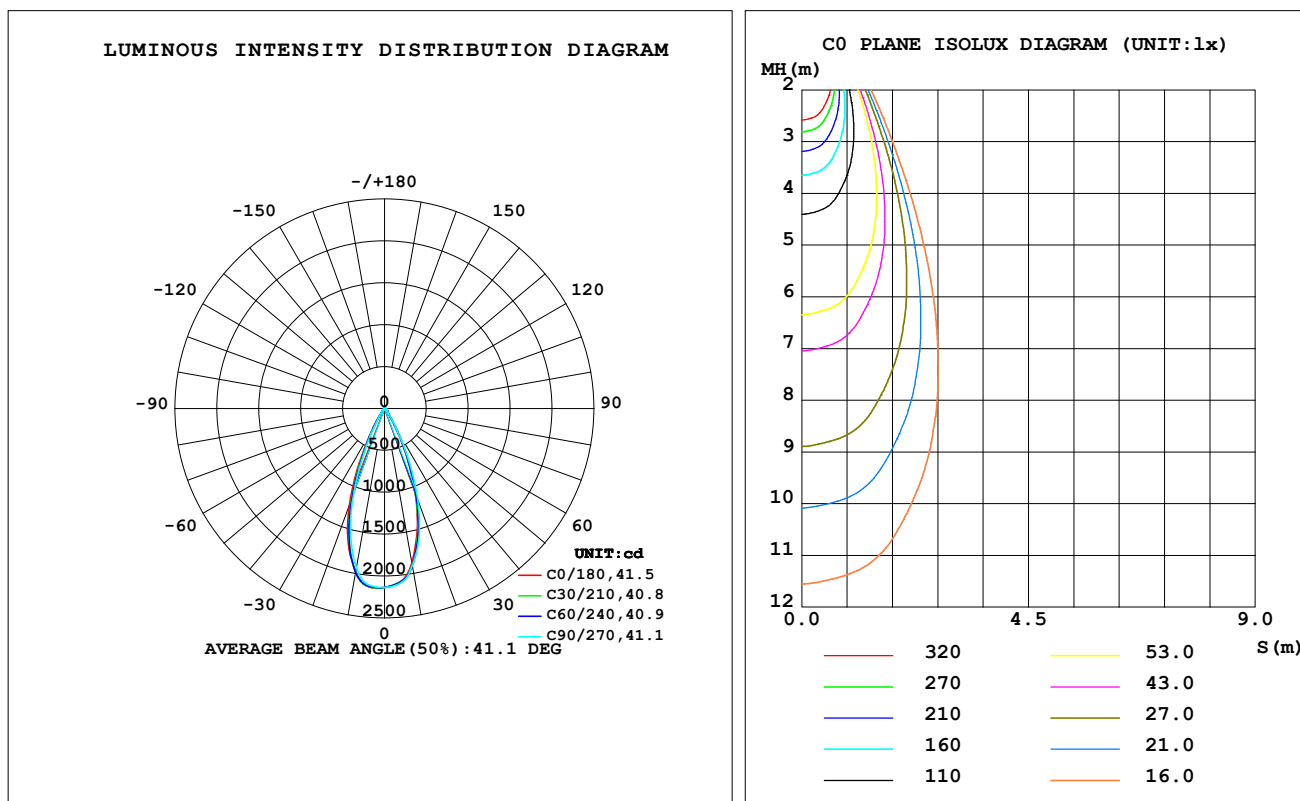
γ Range: 0 - 180DEG
γ Interval: 1.0DEG
Test System: EVERFINE GO-SPEX500_V1 SYSTEM V2.00.461
Humidity: 65.0%
Test Distance: 124.409" [K=1.0000]
Remarks: LAMP: BXRH-30G10T0-G-83 Ra: 90
LENS: PM-1084B 36R
DRIVER: PUP20A-1WMC 600mA

30minutes warm-up

LUMINAIRE PHOTOMETRIC TEST REPORT

Test:U:120.10V I:0.1164A P:13.873W PF:0.9907 Freq:59.98Hz Lamp Flux:1342.44x1 lm		
NAME: CTL-M-1.5S-30K-36-SQ-FX	TYPE:	WEIGHT:
SPEC.: 3000K	DIM.:	SERIAL No.: 2507040425
MFR.: MERCURY LIGHTING	SUR.: 0.001521m2	Shielding Angle:

DATA OF LAMP		PHOTOMETRIC DATA Eff: 76.58 lm/W			
MODEL	Brideglux	I _{max} (cd)	2145	S/MH (C0/180)	0.66
NOMINAL POWER (W)	13	LOR (%)	79.1	S/MH (C90/270)	0.62
RATED VOLTAGE (V)	120	TOTAL FLUX (lm)	1062.4	η UP, DN (C0-180)	0.0, 40.1
NOMINAL FLUX (lm)	1342.44	CIE CLASS	DIRECT	η UP, DN (C180-360)	0.0, 39.0
LAMPS INSIDE	1	η up (%)	0.0	CIBSE SHR NOM	0.50
TEST VOLTAGE (V)	120	η down (%)	79.1	CIBSE SHR MAX	0.65



C Range: 0 - 360DEG
 C Interval: FOR A 36° LENS BEAM ANGLE
 Test Speed: HIGH
 Temperature: 77.54 °F
 Operators: zoe
 Test Date: 2025-7-4

γ Range: 0 - 180DEG
 γ Interval: 1.0DEG
 Test System: EVERFINE GO-SPEX500_V1 SYSTEM V2.00.461
 Humidity: 65.0%
 Test Distance: 124.409" [K=1.0000]
 Remarks: LAMP: BXRH-30G10T0-G-83 Ra: 90
 LENS: PM-1084B 36R
 DRIVER: PUP20A-1WMC 600mA

30minutes warm-up

ZONAL FLUX DIAGRAM
ZONAL FLUX DIAGRAM:

γ	C0	C45	C90	C135	C180	C225	C270	C315	γ	Φ zone	Φ total	%lum,lamp
10	1873	1909	1910	1978	1980	1994	1934	1915	0- 10	196.3	196.3	18.5,14.6
20	1065	1091	1162	1198	1235	1142	1079	1051	10- 20	432.5	628.8	59.2,46.8
30	273.6	302.4	326.4	326.2	318.0	272.6	243.4	252.2	20- 30	297.0	925.8	87.1,69
40	48.55	56.22	55.84	56.58	48.72	49.29	44.44	49.10	30- 40	79.68	1005	94.6,74.9
50	25.33	26.49	26.06	26.32	25.66	25.12	23.98	25.36	40- 50	27.28	1033	97.2,76.9
60	12.48	14.08	12.38	13.99	12.58	13.89	12.40	13.86	50- 60	16.90	1050	98.8,78.2
70	5.375	6.357	5.423	6.431	5.630	6.431	5.517	6.303	60- 70	9.835	1059	99.7,78.9
80	0.6095	0.6576	0.6439	0.6680	0.6188	0.6124	0.5730	0.5961	70- 80	2.566	1062	100,79.1
90	0	0	0	0	0	0	0	0	80- 90	0.2962	1062	100,79.1
100	0	0	0	0	0	0	0	0	90-100	0	1062	100,79.1
110	0	0	0	0	0	0	0	0	100-110	0	1062	100,79.1
120	0	0	0	0	0	0	0	0	110-120	0	1062	100,79.1
130	0	0	0	0	0	0	0	0	120-130	0	1062	100,79.1
140	0	0	0	0	0	0	0	0	130-140	0	1062	100,79.1
150	0	0	0	0	0	0	0	0	140-150	0	1062	100,79.1
160	0	0	0	0	0	0	0	0	150-160	0	1062	100,79.1
170	0	0	0	0	0	0	0	0	160-170	0	1062	100,79.1
180	0	0	0	0	0	0	0	0	170-180	0	1062	100,79.1
DEG	LUMINOUS INTENSITY:cd									UNIT:lm		

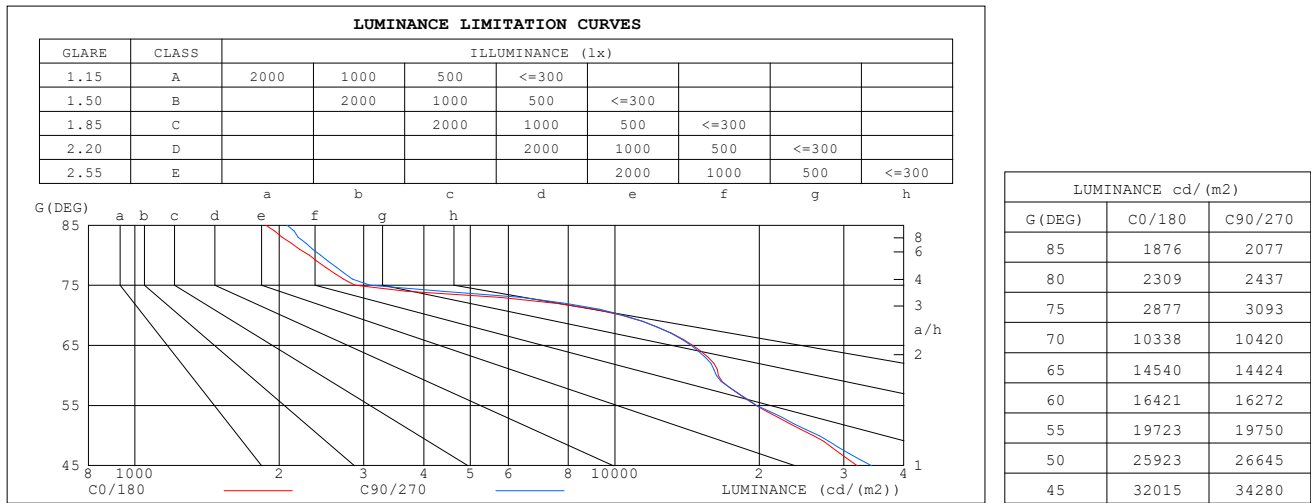
C Range: 0 - 360DEG
 C Interval: FOR A 36° LENS BEAM ANGLE
 Test Speed: HIGH
 Temperature:77.54°F
 Operators:zoe
 Test Date:2025-7-4

γ Range: 0 - 180DEG
 γ Interval: 1.0DEG
 Test System:EVERFINE GO-SPEX500_V1 SYSTEM V2.00.461
 Humidity:65.0%
 Test Distance:124.409" [K=1.0000]
 Remarks: LAMP:BXRH-30G10T0-G-83 Ra:90
 LENS:PM-1084B 36R
 DRIVER:PUP20A-1WMC 600mA

30minutes warm-up

LUMINANCE LIMITATION CURVES

Test:U:120.10V I:0.1164A P:13.873W PF:0.9907 Freq:59.98Hz Lamp Flux:1342.44x1 lm		
NAME: CTL-M-1.5S-30K-36-SQ-FX	TYPE:	WEIGHT:
SPEC.: 3000K	DIM.:	SERIAL No.: 2507040425
MFR.: MERCURY LIGHTING	SUR.: 0.001521m2	Shielding Angle:



C Range: 0 - 360DEG
C Interval: FOR A 36° LENS BEAM ANGLE
Test Speed: HIGH
Temperature: 77.54°F
Operators: zoe
Test Date: 2025-7-4

γ Range: 0 - 180DEG
γ Interval: 1.0DEG
Test System: EVERFINE GO-SPEX500_V1 SYSTEM V2.00.461
Humidity: 65.0%
Test Distance: 124.409" [K=1.0000]
Remarks: LAMP: BXRH-30G10T0-G-83 Ra: 90
LENS: PM-1084B 36R
DRIVER: PUP20A-1WMC 600mA

30minutes warm-up

CU AND LUMINAIRE BUDGETARY ESTIMATE DIAGRAM

 Test:U:120.10V I:0.1164A P:13.873W PF:0.9907 Freq:59.98Hz
 Lamp Flux:1342.44x1 lm

NAME: CTL-M-1.5S-30K-36-SQ-FX

TYPE:

WEIGHT:

SPEC.: 3000K

DIM.:

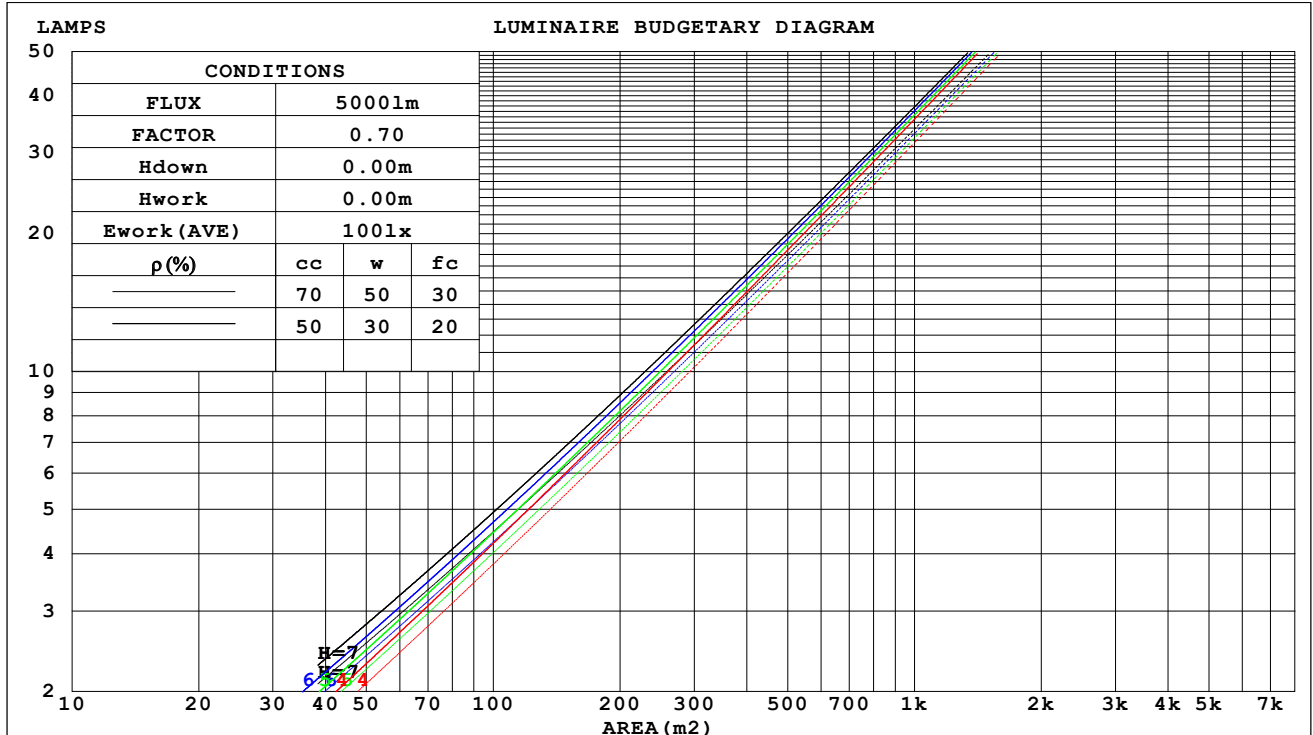
SERIAL No.: 2507040425

MFR.: MERCURY LIGHTING

SUR.: 0.001521m2

Shielding Angle:

pcc	80%			70%			50%			30%			10%			0
pw	50%	30%	10%	50%	30%	10%	50%	30%	10%	50%	30%	10%	50%	30%	10%	0
pfc	20%			20%			20%			20%			20%			0
RCR	RCR:Room Cavity Ratio															



C Range: 0 - 360DEG

C Interval: FOR A 36° LENS BEAM ANGLE

Test Speed: HIGH

Temperature: 77.54 °F

Operators: zoe

Test Date: 2025-7-4

γ Range: 0 - 180DEG

γ Interval: 1.0DEG

Test System: EVERFINE GO-SPEX500_V1 SYSTEM V2.00.461

Humidity: 65.0%

Test Distance: 124.409" [K=1.0000]

Remarks: LAMP: BXRH-30G10T0-G-83 Ra: 90

LENS: PM-1084B 36R

DRIVER: PUP20A-1WMC 600mA

30minutes warm-up

WEC AND CCEC

Test:U:120.10V I:0.1164A P:13.873W PF:0.9907 Freq:59.98Hz Lamp Flux:1342.44x1 lm		
NAME: CTL-M-1.5S-30K-36-SQ-FX	TYPE:	WEIGHT:
SPEC.: 3000K	DIM.:	SERIAL No.: 2507040425
MFR.: MERCURY LIGHTING	SUR.: 0.001521m2	Shielding Angle:

pcc	80%			70%			50%			30%			10%			0	
pw	50%	30%	10%	50%	30%	10%	50%	30%	10%	50%	30%	10%	50%	30%	10%	0	
pfc	20%			20%			20%			20%			20%			0	
RCR	RCR:Room Cavity Ratio						Wall Exitance Coefficients(WEC)										
0.0																	
1.0	.128	.073	.023	.122	.070	.022	.112	.065	.021	.103	.060	.019	.095	.055	.018		
2.0	.121	.066	.020	.116	.064	.020	.108	.060	.019	.100	.056	.018	.093	.053	.017		
3.0	.114	.060	.018	.110	.059	.018	.103	.056	.017	.097	.053	.016	.091	.050	.016		
4.0	.107	.056	.016	.104	.055	.016	.098	.052	.016	.093	.050	.015	.088	.048	.014		
5.0	.102	.052	.015	.099	.051	.015	.094	.049	.014	.089	.047	.014	.085	.045	.014		
6.0	.097	.049	.014	.094	.048	.014	.090	.046	.013	.086	.045	.013	.082	.043	.013		
7.0	.092	.046	.013	.090	.045	.013	.086	.044	.013	.083	.042	.012	.079	.041	.012		
8.0	.088	.043	.012	.086	.042	.012	.083	.041	.012	.079	.040	.012	.076	.039	.011		
9.0	.084	.041	.011	.083	.040	.011	.080	.039	.011	.077	.038	.011	.074	.038	.011		
10.0	.081	.039	.011	.079	.038	.011	.077	.038	.011	.074	.037	.010	.072	.036	.010		

pcc	80%			70%			50%			30%			10%			0
pw	50%	30%	10%	50%	30%	10%	50%	30%	10%	50%	30%	10%	50%	30%	10%	0
pfc	20%			20%			20%			20%			20%			0
RCR	RCR:Room Cavity Ratio						Ceiling Cavity Exitance Coefficients(CCEC)									
0.0	.151	.151	.151	.129	.129	.129	.088	.088	.088	.051	.051	.051	.016	.016	.016	
1.0	.135	.125	.116	.115	.107	.100	.079	.074	.069	.045	.043	.040	.015	.014	.013	
2.0	.122	.105	.091	.104	.090	.079	.071	.062	.055	.041	.036	.032	.013	.012	.010	
3.0	.111	.090	.073	.095	.077	.063	.065	.054	.044	.038	.031	.026	.012	.010	.009	
4.0	.102	.078	.060	.088	.067	.052	.060	.047	.036	.035	.027	.022	.011	.009	.007	
5.0	.094	.068	.049	.081	.059	.043	.056	.041	.030	.032	.024	.018	.010	.008	.006	
6.0	.088	.061	.041	.076	.053	.036	.052	.037	.025	.030	.022	.015	.010	.007	.005	
7.0	.083	.055	.035	.071	.047	.031	.049	.033	.022	.029	.020	.013	.009	.006	.004	
8.0	.078	.050	.030	.067	.043	.026	.046	.030	.019	.027	.018	.011	.009	.006	.004	
9.0	.074	.045	.026	.063	.039	.023	.044	.028	.016	.026	.016	.010	.008	.005	.003	
10.0	.070	.042	.023	.060	.036	.020	.042	.025	.014	.024	.015	.009	.008	.005	.003	

C Range: 0 - 360DEG
 C Interval: FOR A 36° LENS BEAM ANGLE
 Test Speed: HIGH
 Temperature: 77.54°F
 Operators: zoe
 Test Date: 2025-7-4

γ Range: 0 - 180DEG
 γ Interval: 1.0DEG
 Test System: EVERFINE GO-SPEX500_V1 SYSTEM V2.00.461
 Humidity: 65.0%
 Test Distance: 124.409" [K=1.0000]
 Remarks: LAMP: BXRH-30G10T0-G-83 Ra: 90
 LENS: PM-1084B 36R
 DRIVER: PUP20A-1WMC 600mA

30minutes warm-up

UGR(Unified Glare Rating) Table

Test:U:120.10V I:0.1164A P:13.873W PF:0.9907 Freq:59.98Hz Lamp Flux:1342.44x1 lm										
NAME: CTL-M-1.5S-30K-36-SQ-FX					TYPE:			WEIGHT:		
SPEC.: 3000K					DIM.:			SERIAL No.: 2507040425		
MFR.: MERCURY LIGHTING					SUR.: 0.001521m2			Shielding Angle:		
ceiling/cavity	0.7	0.7	0.5	0.5	0.3	0.7	0.7	0.5	0.5	0.3
walls	0.5	0.3	0.5	0.3	0.3	0.5	0.3	0.5	0.3	0.3
working plane	0.2	0.2	0.2	0.2	0.2	0.2	0.2	0.2	0.2	0.2
Room dimensions	Viewed crosswise					Viewed endwise				
x = 2H y = 2H	16.9	17.7	17.1	17.8	18.0	17.4	18.2	17.6	18.3	18.5
3H	17.2	17.9	17.4	18.1	18.3	17.6	18.4	17.9	18.5	18.7
4H	17.1	17.9	17.4	18.1	18.3	17.6	18.3	17.8	18.5	18.7
6H	17.1	17.7	17.4	18.0	18.2	17.5	18.2	17.8	18.4	18.6
8H	17.0	17.7	17.3	17.9	18.2	17.4	18.1	17.8	18.3	18.6
12H	17.0	17.6	17.3	17.9	18.1	17.4	18.0	17.7	18.3	18.6
4H 2H	17.0	17.7	17.3	17.9	18.1	17.4	18.2	17.7	18.4	18.6
3H	17.4	18.0	17.7	18.3	18.6	17.8	18.4	18.1	18.7	18.9
4H	17.4	17.9	17.7	18.2	18.5	17.7	18.3	18.1	18.6	18.9
6H	17.3	17.8	17.7	18.1	18.5	17.7	18.2	18.0	18.5	18.8
8H	17.2	17.7	17.6	18.1	18.4	17.6	18.1	18.0	18.4	18.8
12H	17.2	17.6	17.6	18.0	18.4	17.6	18.0	18.0	18.4	18.7
8H 4H	17.3	17.7	17.7	18.1	18.5	17.6	18.1	18.0	18.5	18.8
6H	17.2	17.6	17.6	18.0	18.4	17.6	17.9	18.0	18.3	18.8
8H	17.2	17.5	17.6	17.9	18.4	17.5	17.9	18.0	18.3	18.7
12H	17.1	17.4	17.6	17.8	18.3	17.5	17.8	17.9	18.2	18.7
12H 4H	17.2	17.7	17.6	18.0	18.4	17.6	18.0	18.0	18.4	18.8
6H	17.1	17.5	17.6	17.9	18.3	17.5	17.8	18.0	18.3	18.7
8H	17.1	17.4	17.6	17.8	18.3	17.5	17.8	17.9	18.2	18.7
Variations with the observer position at spacings(CIE Pub.117) :										
S = 1.0H	+ 1.3 / - 1.7					+ 1.7 / - 1.9				
1.5H	+ 2.0 / - 1.2					+ 2.6 / - 1.3				
2.0H	+ 1.5 / - 1.5					+ 1.8 / - 1.6				

CIE Pub.117, 1342 lm Total Lamp Luminous Flux Correct (8log(F/F0) = 1.0)
 Area: 0.001521 m2

C Range: 0 - 360DEG	γ Range: 0 - 180DEG
C Interval: FOR A 36° LENS BEAM ANGLE	γ Interval: 1.0DEG
Test Speed: HIGH	Test System:EVERFINE GO-SPEX500_V1 SYSTEM V2.00.461
Temperature:77.54°F	Humidity:65.0%
Operators:zoe	Test Distance:124.409" [K=1.0000]
Test Date:2025-7-4	Remarks: LAMP:BXRH-30G10T0-G-83 Ra:90
	LENS:PM-1084B 36R
	DRIVER:PUP20A-1WMC 600mA
	30minutes warm-up

UTILIZATION FACTORS TABLE

Test:U:120.10V I:0.1164A P:13.873W PF:0.9907 Freq:59.98Hz Lamp Flux:1342.44x1 lm		
NAME: CTL-M-1.5S-30K-36-SQ-FX	TYPE:	WEIGHT:
SPEC.: 3000K	DIM.:	SERIAL No.: 2507040425
MFR.: MERCURY LIGHTING	SUR.: 0.001521m2	Shielding Angle:

REFLECTANCE										
Ceiling	0.8	0.8	0.8	0.7	0.7	0.7	0.5	0.5	0.5	0
Walls	0.7	0.5	0.3	0.7	0.5	0.3	0.7	0.5	0.3	0
Working plane	0.2	0.2	0.2	0.2	0.2	0.2	0.2	0.2	0.2	0
ROOM INDEX	UTILIZATION FACTORS (PERCENT) $k(RI) \times RCR = 5$									
$k = 0.60$	70	65	62	69	65	62	69	64	62	59
0.80	76	71	68	75	71	68	74	70	68	65
1.00	79	75	72	78	74	72	77	74	71	68
1.25	82	78	75	81	78	75	80	77	74	71
1.50	84	80	78	83	80	77	81	79	77	73
2.00	86	83	80	85	82	80	83	80	79	74
2.50	87	84	82	86	83	81	84	82	80	75
3.00	89	86	84	87	85	83	85	83	81	76
4.00	90	88	86	89	87	85	86	84	83	78
5.00	91	89	88	89	88	87	86	85	84	78
ROOM INDEX	UF (total)									Direct
According to DIN EN 13032-2 2004			Suspended					SHRNOM = 1.25		

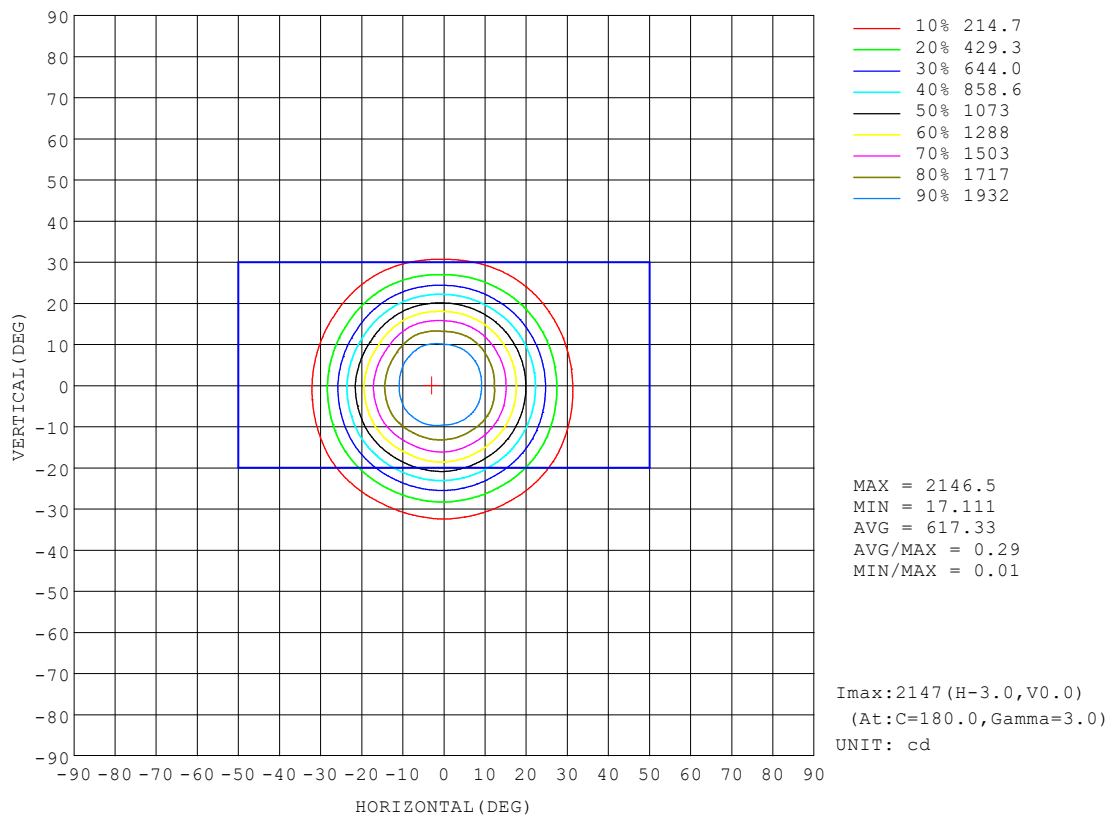
C Range: 0 - 360DEG
 C Interval: FOR A 36° LENS BEAM ANGLE
 Test Speed: HIGH
 Temperature: 77.54 °F
 Operators: zoe
 Test Date: 2025-7-4

γ Range: 0 - 180DEG
 γ Interval: 1.0DEG
 Test System: EVERFINE GO-SPEX500_V1 SYSTEM V2.00.461
 Humidity: 65.0%
 Test Distance: 124.409" [K=1.0000]
 Remarks: LAMP: BXRH-30G10T0-G-83 Ra:90
 LENS: PM-1084B 36R
 DRIVER: PUP20A-1WMC 600mA

30minutes warm-up

ISOCANDELA DIAGRAM

Test:U:120.10V I:0.1164A P:13.873W PF:0.9907 Freq:59.98Hz Lamp Flux:1342.44x1 lm		
NAME: CTL-M-1.5S-30K-36-SQ-FX	TYPE:	WEIGHT:
SPEC.: 3000K	DIM.:	SERIAL No.: 2507040425
MFR.: MERCURY LIGHTING	SUR.: 0.001521m2	Shielding Angle:



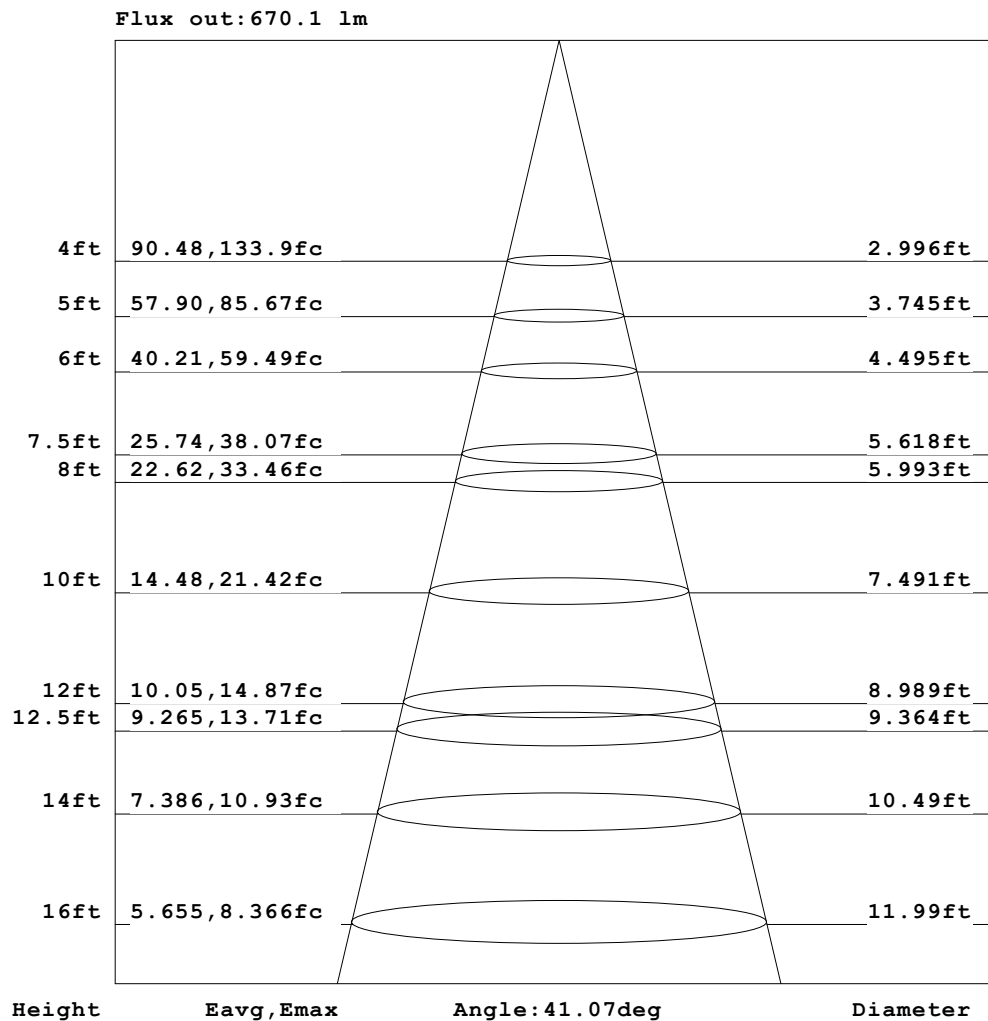
C Range: 0 - 360DEG
 C Interval: FOR A 36° LENS BEAM ANGLE
 Test Speed: HIGH
 Temperature:77.54°F
 Operators:zoe
 Test Date:2025-7-4

γ Range: 0 - 180DEG
 γ Interval: 1.0DEG
 Test System:EVERFINE GO-SPEX500_V1 SYSTEM V2.00.461
 Humidity:65.0%
 Test Distance:124.409" [K=1.0000]
 Remarks: LAMP:BXRH-30G10T0-G-83 Ra:90
 LENS:PM-1084B 36R
 DRIVER:PUP20A-1WMC 600mA

30minutes warm-up

AAI Figure

Test:U:120.10V I:0.1164A P:13.873W PF:0.9907 Freq:59.98Hz Lamp Flux:1342.44x1 lm		
NAME: CTL-M-1.5S-30K-36-SQ-FX	TYPE:	WEIGHT:
SPEC.: 3000K	DIM.:	SERIAL No.: 2507040425
MFR.: MERCURY LIGHTING	SUR.: 0.001521m2	Shielding Angle:



Note: The Curves indicate the illuminated area and the average illumination when the luminaire is at different distance.

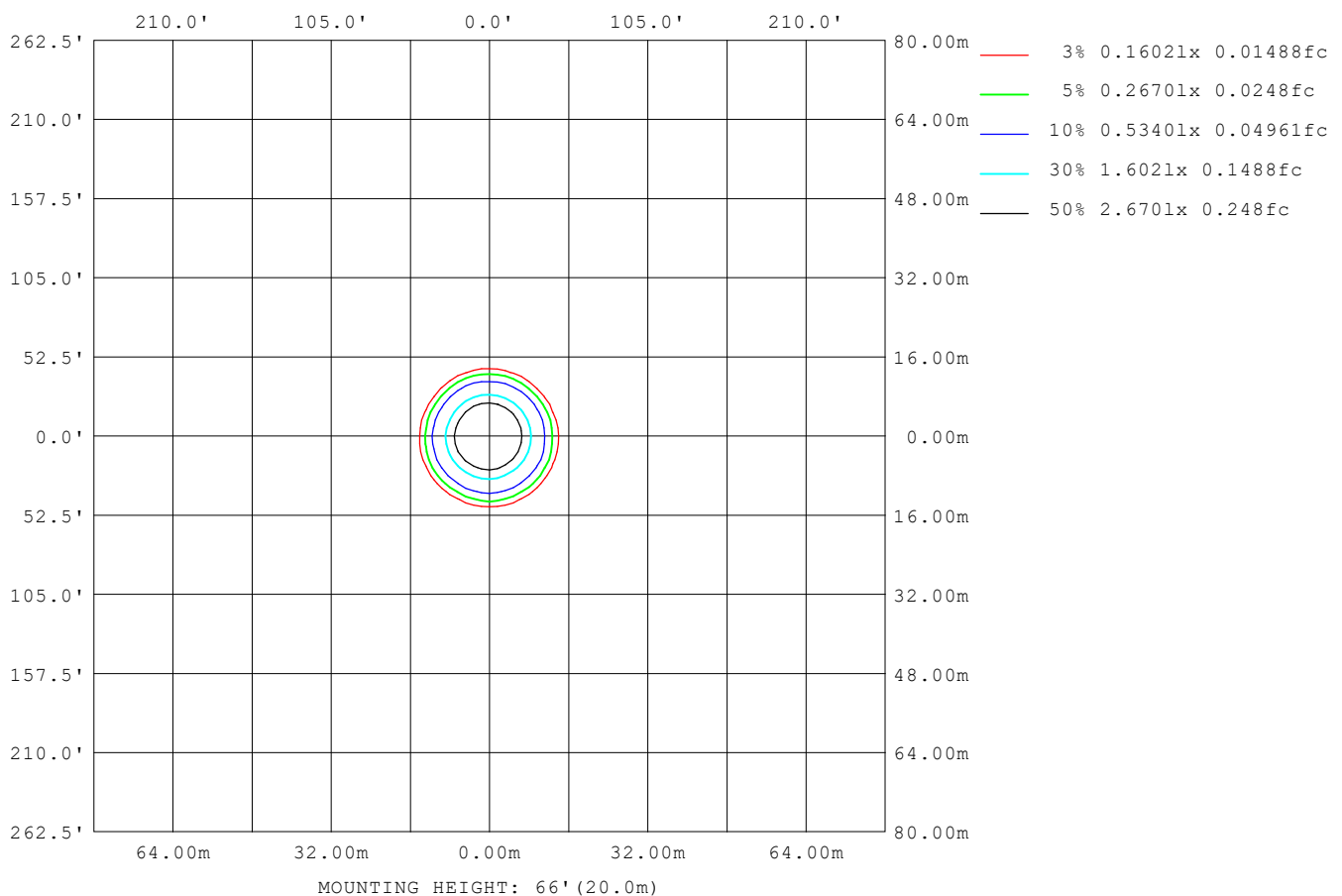
C Range: 0 - 360DEG
 C Interval: FOR A 36° LENS BEAM ANGLE
 Test Speed: HIGH
 Temperature: 77.54°F
 Operators: zoe
 Test Date: 2025-7-4

γ Range: 0 - 180DEG
 γ Interval: 1.0DEG
 Test System: EVERFINE GO-SPEX500_V1 SYSTEM V2.00.461
 Humidity: 65.0%
 Test Distance: 124.409" [K=1.0000]
 Remarks: LAMP: BXRH-30G10T0-G-83 Ra:90
 LENS: PM-1084B 36R
 DRIVER: PUP20A-1WMC 600mA

30minutes warm-up

ISOLUX DIAGRAM

Test: U:120.10V I:0.1164A P:13.873W PF:0.9907 Freq:59.98Hz Lamp Flux: 1342.44x1 lm		
NAME: CTL-M-1.5S-30K-36-SQ-FX	TYPE:	WEIGHT:
SPEC.: 3000K	DIM.:	SERIAL No.: 2507040425
MFR.: MERCURY LIGHTING	SUR.: 0.001521m2	Shielding Angle:



C Range: 0 - 360DEG
C Interval: FOR A 36° LENS BEAM ANGLE
Test Speed: HIGH
Temperature: 77.54°F
Operators: zoe
Test Date: 2025-7-4

γ Range: 0 - 180DEG
γ Interval: 1.0DEG
Test System: EVERFINE GO-SPEX500_V1 SYSTEM V2.00.461
Humidity: 65.0%
Test Distance: 124.409" [K=1.0000]
Remarks: LAMP: BXRH-30G10T0-G-83 Ra:90
 LENS: PM-1084B 36R
 DRIVER: PUP20A-1WMC 600mA

30minutes warm-up

LED Avg.L Report

Test:U:120.10V I:0.1164A P:13.873W PF:0.9907 Freq:59.98Hz Lamp Flux:1342.44x1 lm		
NAME: CTL-M-1.5S-30K-36-SQ-FX	TYPE:	WEIGHT:
SPEC.: 3000K	DIM.:	SERIAL No.: 2507040425
MFR.: MERCURY LIGHTING	SUR.: 0.001521m2	Shielding Angle:

AvgL	cd/m2
L_0~180 (65) av	14694
L_0~180 (75) av	2990
L_0~180 (85) av	1904
L_90~270 (65) av	14529
L_90~270 (75) av	2923
L_90~270 (85) av	1902
L_45 (65) av	16472
L_45 (75) av	5797
L_45 (85) av	1866

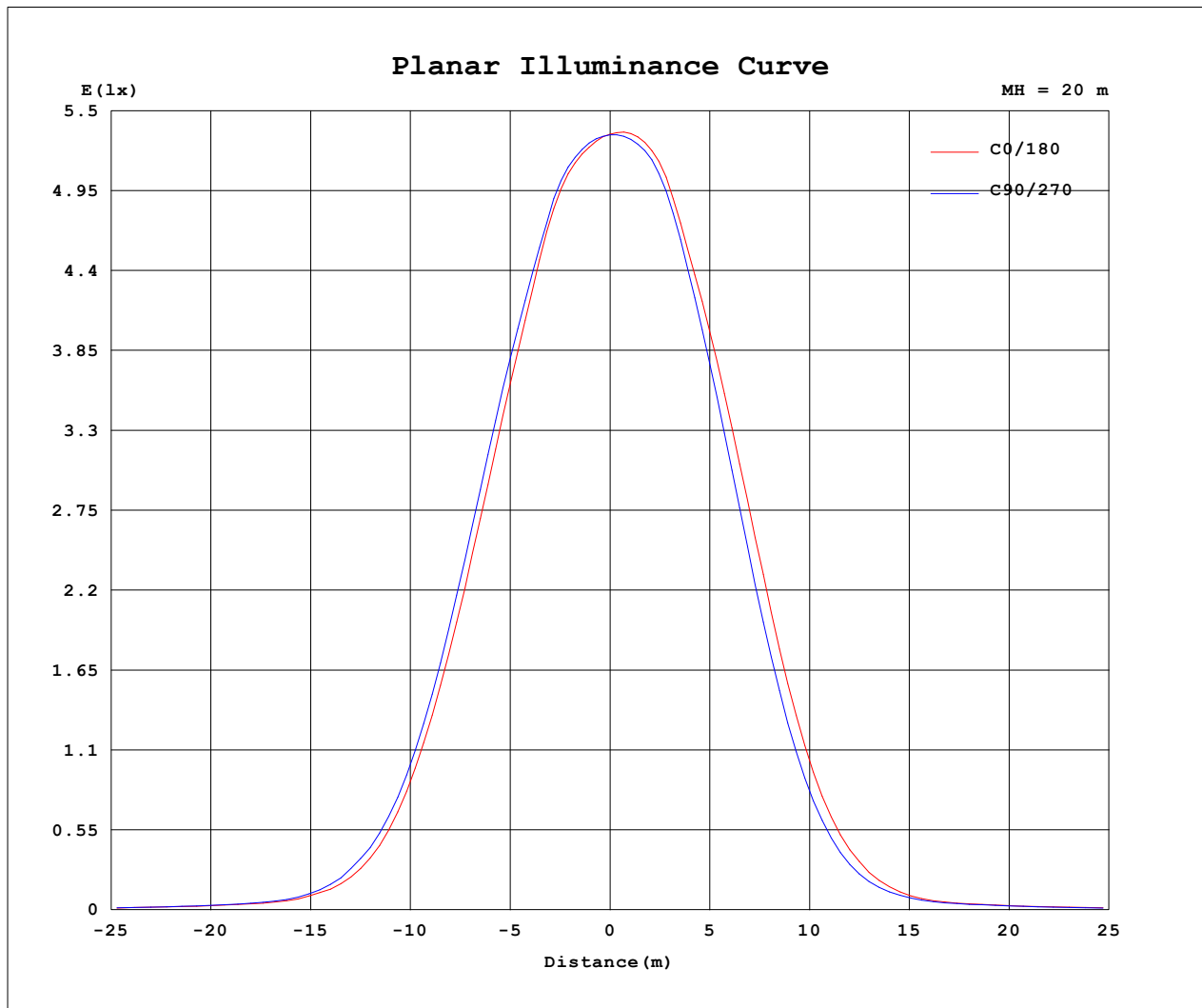
Standard: GB/T 29293-2012

C Range: 0 - 360DEG
 C Interval: FOR A 36° LENS BEAM ANGLE
 Test Speed: HIGH
 Temperature: 77.54 °F
 Operators: zoe
 Test Date: 2025-7-4

γ Range: 0 - 180DEG
 γ Interval: 1.0DEG
 Test System: EVERFINE GO-SPEX500_V1 SYSTEM V2.00.461
 Humidity: 65.0%
 Test Distance: 124.409" [K=1.0000]
 Remarks: LAMP: BXRH-30G10T0-G-83 Ra: 90
 LENS: PM-1084B 36R
 DRIVER: PUP20A-1WMC 600mA

30minutes warm-up

Planar Illuminance Curve



C Range: 0 - 360DEG
C Interval: FOR A 36° LENS BEAM ANGLE
Test Speed: HIGH
Temperature: 77.54°F
Operators: zoe
Test Date: 2025-7-4

γ Range: 0 - 180DEG
γ Interval: 1.0DEG
Test System: EVERFINE GO-SPEX500_V1 SYSTEM V2.00.461
Humidity: 65.0%
Test Distance: 124.409" [K=1.0000]
Remarks: LAMP: BXRH-30G10T0-G-83 Ra: 90
LENS: PM-1084B 36R
DRIVER: PUP20A-1WMC 600mA

30minutes warm-up

LUMINOUS DISTRIBUTION INTENSITY DATA

Test:U:120.10V I:0.1164A P:13.873W PF:0.9907 Freq:59.98Hz Lamp Flux:1342.44x1 lm		
NAME: CTL-M-1.5S-30K-36-SQ-FX	TYPE:	WEIGHT:
SPEC.: 3000K	DIM.:	SERIAL No.: 2507040425
MFR.: MERCURY LIGHTING	SUR.: 0.001521m2	Shielding Angle:

Table--1

UNIT: cd

C (DEG) γ (DEG)	0	30	60	90	120	150	180	210	240	270	300	330						
0	2135	2135	2135	2135	2135	2135	2135	2135	2135	2135	2135	2135						
5	2080	2081	2085	2096	2112	2127	2136	2136	2131	2115	2101	2086						
10	1873	1905	1912	1910	1961	1996	1980	1995	1993	1934	1925	1904						
15	1510	1541	1555	1595	1613	1679	1675	1631	1637	1567	1557	1517						
20	1065	1079	1103	1162	1170	1227	1235	1149	1134	1079	1053	1048						
25	619	641	645	690	700	734	719	644	629	586	574	589						
30	274	298	307	326	318	334	318	276	269	243	251	253						
35	104	116	124	128	124	127	116	103	101	90.7	94.3	97.3						
40	48.6	55.3	57.1	55.8	57.2	56.0	48.7	49.7	48.9	44.4	49.4	48.8						
45	34.4	35.5	36.0	36.9	35.4	34.9	34.4	32.7	32.3	32.6	32.7	32.9						
50	25.3	26.6	26.4	26.1	26.2	26.4	25.7	25.4	24.9	24.0	25.3	25.4						
55	17.2	20.1	19.3	17.2	19.6	19.8	17.5	19.5	18.7	16.6	19.3	19.0						
60	12.5	14.3	13.8	12.4	13.9	14.0	12.6	14.1	13.7	12.4	14.0	13.7						
65	9.34	10.7	10.3	9.28	10.3	10.5	9.55	10.5	10.4	9.40	10.6	10.3						
70	5.37	6.42	6.29	5.42	6.28	6.58	5.63	6.35	6.51	5.52	6.39	6.22						
75	1.13	2.23	2.08	1.22	2.25	2.32	1.22	2.23	2.15	1.08	2.13	1.86						
80	0.61	0.66	0.66	0.64	0.67	0.67	0.62	0.62	0.61	0.57	0.59	0.60						
85	0.25	0.27	0.27	0.28	0.22	0.28	0.26	0.24	0.24	0.23	0.23	0.23						
90	0.00	0.00	0.00	0.00	0.00	0.00	0.00	0.00	0.00	0.00	0.00	0.00						
95	0.00	0.00	0.00	0.00	0.00	0.00	0.00	0.00	0.00	0.00	0.00	0.00						
100	0.00	0.00	0.00	0.00	0.00	0.00	0.00	0.00	0.00	0.00	0.00	0.00						
105	0.00	0.00	0.00	0.00	0.00	0.00	0.00	0.00	0.00	0.00	0.00	0.00						
110	0.00	0.00	0.00	0.00	0.00	0.00	0.00	0.00	0.00	0.00	0.00	0.00						
115	0.00	0.00	0.00	0.00	0.00	0.00	0.00	0.00	0.00	0.00	0.00	0.00						
120	0.00	0.00	0.00	0.00	0.00	0.00	0.00	0.00	0.00	0.00	0.00	0.00						
125	0.00	0.00	0.00	0.00	0.00	0.00	0.00	0.00	0.00	0.00	0.00	0.00						
130	0.00	0.00	0.00	0.00	0.00	0.00	0.00	0.00	0.00	0.00	0.00	0.00						
135	0.00	0.00	0.00	0.00	0.00	0.00	0.00	0.00	0.00	0.00	0.00	0.00						
140	0.00	0.00	0.00	0.00	0.00	0.00	0.00	0.00	0.00	0.00	0.00	0.00						
145	0.00	0.00	0.00	0.00	0.00	0.00	0.00	0.00	0.00	0.00	0.00	0.00						
150	0.00	0.00	0.00	0.00	0.00	0.00	0.00	0.00	0.00	0.00	0.00	0.00						
155	0.00	0.00	0.00	0.00	0.00	0.00	0.00	0.00	0.00	0.00	0.00	0.00						
160	0.00	0.00	0.00	0.00	0.00	0.00	0.00	0.00	0.00	0.00	0.00	0.00						
165	0.00	0.00	0.00	0.00	0.00	0.00	0.00	0.00	0.00	0.00	0.00	0.00						
170	0.00	0.00	0.00	0.00	0.00	0.00	0.00	0.00	0.00	0.00	0.00	0.00						
175	0.00	0.00	0.00	0.00	0.00	0.00	0.00	0.00	0.00	0.00	0.00	0.00						
180	0.00	0.00	0.00	0.00	0.00	0.00	0.00	0.00	0.00	0.00	0.00	0.00						

C Range: 0 - 360DEG

C Interval: FOR A 36° LENS BEAM ANGLE

Test Speed: HIGH

Temperature: 77.54 °F

Operators: zoe

Test Date: 2025-7-4

γ Range: 0 - 180DEG

γ Interval: 1.0DEG

Test System: EVERFINE GO-SPEX500_V1 SYSTEM V2.00.461

Humidity: 65.0%

Test Distance: 124.409" [K=1.0000]

Remarks: LAMP: BXRH-30G10T0-G-83 Ra: 90

LENS: PM-1084B 36R

DRIVER: PUP20A-1WMC 600mA

30minutes warm-up