


Photometric report for Flanged and Flangeless Trim



Light Output Ratio:	52.3%	
Luminaire Power:	11.22 W	
SHR Nominal:	0.50	Calculated using the TM5
SHR Maximum:	0.50	fine grid method.

C Range: 0 - 360DEG

C Interval: For a lens beam angle of 24°

Test Speed: HIGH

Temperature: 77.54 °F

Operators: zoe

Test Date: 2024-1-2

γ Range: 0 - 180DEG

γ Interval: 1.0DEG

Test System: EVERFINE GO-SPEX500_V1 SYSTEM V2.00.461

Humidity: 65.0%

Test Distance: 124.409" [K=1.0000]

Remarks: LAMP: BXR-V-DR-1830G-100Z-A-23 Ra: 90

LENS: PM-1103A 24R+DIFFUSER

DRIVER: PUP10A-1WMC-700 500mA

30minutes warm-up

LUMINOUS INTENSITY DISTRIBUTION DIAGRAM

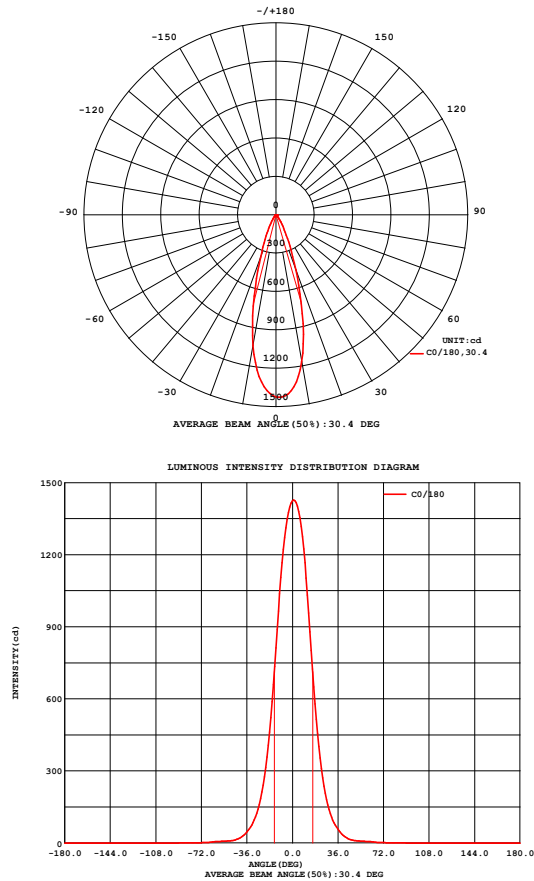


Fig. C0/C180

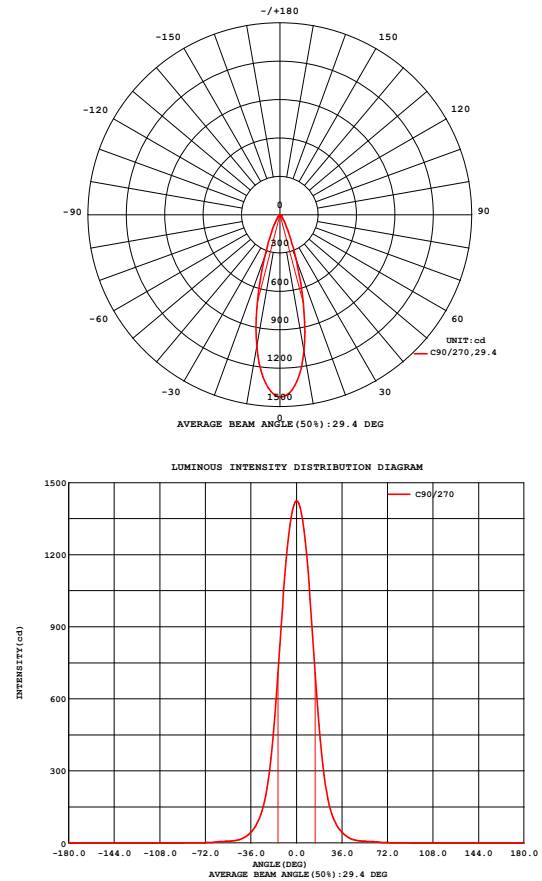


Fig. C90/C270

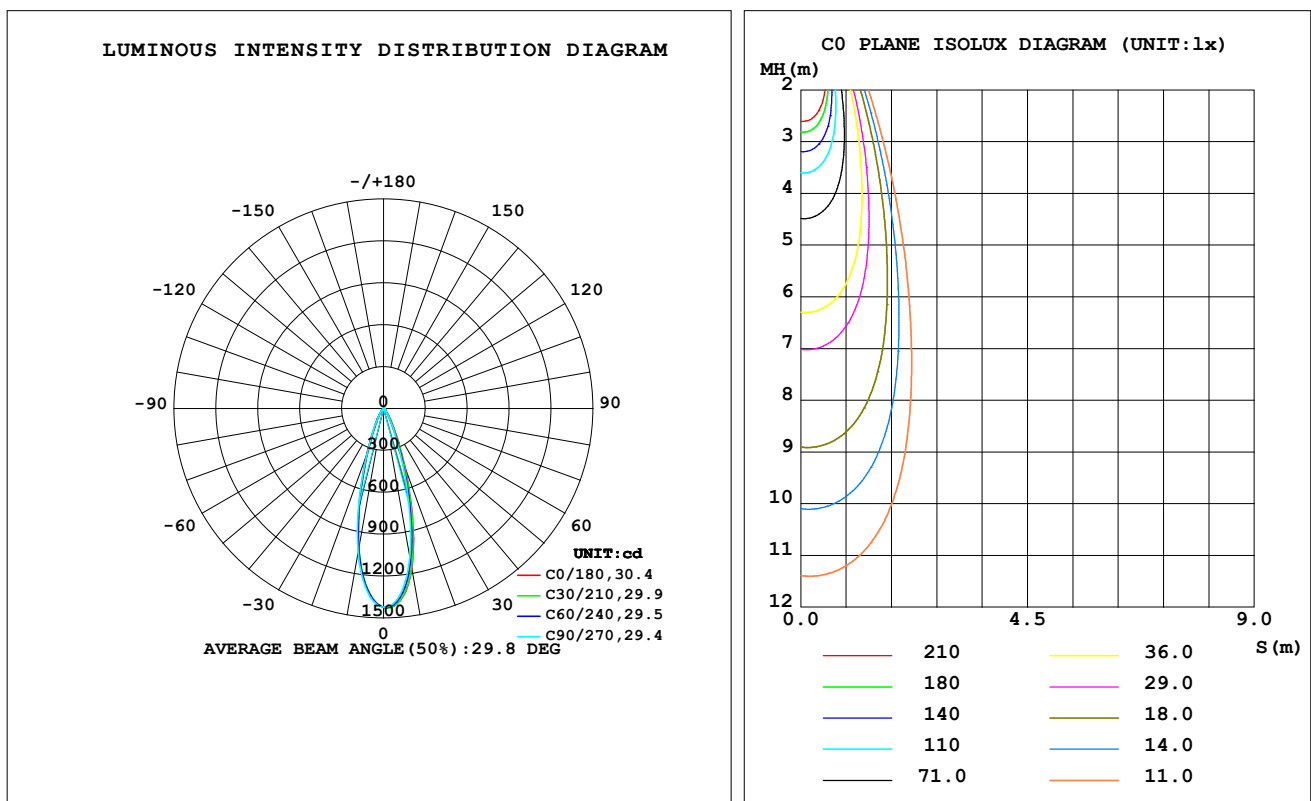
C Range: 0 - 360DEG
C Interval: For a lens beam angle of 24°
Test Speed: HIGH
Temperature:77.54 °F
Operators:zoe
Test Date:2024-1-2

γ Range: 0 - 180DEG
γ Interval: 1.0DEG
Test System:EVERFINE GO-SPEX500_V1 SYSTEM V2.00.461
Humidity:65.0%
Test Distance:124.409" [K=1.0000]
Remarks: LAMP:BXRV-DR-1830G-100Z-A-23 Ra:90
LENS:PM-1103A 24R+DIFFUSER
DRIVER:PUP10A-1WMC-700 500mA
30minutes warm-up

LUMINAIRE PHOTOMETRIC TEST REPORT

Test:U:120.20V I:0.0946A P:11.223W PF:0.9857 Freq:59.98Hz Lamp Flux:889.25x1 lm		
NAME: CTL-M-1.5-DM-24-RD-FX	TYPE:	WEIGHT:
SPEC.: 3000K	DIM.:	SERIAL No.: 2401020002
MFR.: MERCURY LIGHTING	SUR.: 0.001319585m ²	Shielding Angle:

DATA OF LAMP		PHOTOMETRIC DATA				Eff: 41.41 lm/W
MODEL	Bridgelux	I _{max} (cd)	1428	S/MH (C0/180)	0.48	
NOMINAL POWER (W)	11	LOR (%)	52.3	S/MH (C90/270)	0.48	
RATED VOLTAGE (V)	120	TOTAL FLUX (lm)	464.67	η UP, DN (C0-180)	0.0, 26.8	
NOMINAL FLUX (lm)	889.25	CIE CLASS	DIRECT	η UP, DN (C180-360)	0.0, 25.5	
LAMPS INSIDE	1	η up (%)	0.0	CIBSE SHR NOM	0.50	
TEST VOLTAGE (V)	120	η down (%)	52.3	CIBSE SHR MAX	0.50	



C Range: 0 - 360DEG

C Interval: For a lens beam angle of 24°

Test Speed: HIGH

Temperature: 77.54 °F

Operators: zoe

Test Date: 2024-1-2

γ Range: 0 - 180DEG

γ Interval: 1.0DEG

Test System: EVERFINE GO-SPEX500_V1 SYSTEM V2.00.461

Humidity: 65.0%

Test Distance: 124.409" [K=1.0000]

Remarks: LAMP: BXRV-DR-1830G-100Z-A-23 Ra: 90

LENS: PM-1103A 24R+DIFFUSER

DRIVER: PUP10A-1WMC-700 500mA

30minutes warm-up

ZONAL FLUX DIAGRAM

ZONAL FLUX DIAGRAM:

γ	C0	C45	C90	C135	C180	C225	C270	C315	γ	Φ zone	Φ total	%lum,lamp
10	1166	1137	1083	1050	1038	1021	1048	1130	0- 10	119.7	119.7	25.8,13.5
20	455.4	418.1	373.7	365.8	357.2	336.6	351.9	420.6	10- 20	192.9	312.6	67.3,35.2
30	122.2	104.7	93.55	96.65	96.07	87.60	91.20	111.4	20- 30	93.36	406.0	87.4,45.7
40	33.25	29.73	27.03	26.96	26.05	24.80	26.12	30.33	30- 40	35.48	441.4	95,49.6
50	9.703	9.248	8.889	8.949	8.729	8.694	8.873	9.363	40- 50	11.94	453.4	97.6,51
60	6.016	5.812	5.688	5.836	5.720	5.662	5.722	5.934	50- 60	6.414	459.8	98.9,51.7
70	1.747	1.766	1.725	1.678	1.555	1.494	1.518	1.640	60- 70	3.447	463.2	99.7,52.1
80	0.6658	0.6722	0.6550	0.6241	0.5672	0.5342	0.5492	0.6029	70- 80	1.140	464.4	99.9,52.2
90	0	0	0	0	0	0	0	0	80- 90	0.2996	464.7	100,52.3
100	0	0	0	0	0	0	0	0	90-100	0	464.7	100,52.3
110	0	0	0	0	0	0	0	0	100-110	0	464.7	100,52.3
120	0	0	0	0	0	0	0	0	110-120	0	464.7	100,52.3
130	0	0	0	0	0	0	0	0	120-130	0	464.7	100,52.3
140	0	0	0	0	0	0	0	0	130-140	0	464.7	100,52.3
150	0	0	0	0	0	0	0	0	140-150	0	464.7	100,52.3
160	0	0	0	0	0	0	0	0	150-160	0	464.7	100,52.3
170	0	0	0	0	0	0	0	0	160-170	0	464.7	100,52.3
180	0	0	0	0	0	0	0	0	170-180	0	464.7	100,52.3
DEG	LUMINOUS INTENSITY:cd									UNIT:lm		

C Range: 0 - 360DEG

C Interval: For a lens beam angle of 24°

Test Speed: HIGH

Temperature:77.54 °F

Operators:zoe

Test Date:2024-1-2

 γ Range: 0 - 180DEG

 γ Interval: 1.0DEG

Test System:EVERFINE GO-SPEX500_V1 SYSTEM V2.00.461

Humidity:65.0%

Test Distance:124.409" [K=1.0000]

Remarks: LAMP:BXRV-DR-1830G-100Z-A-23 Ra:90

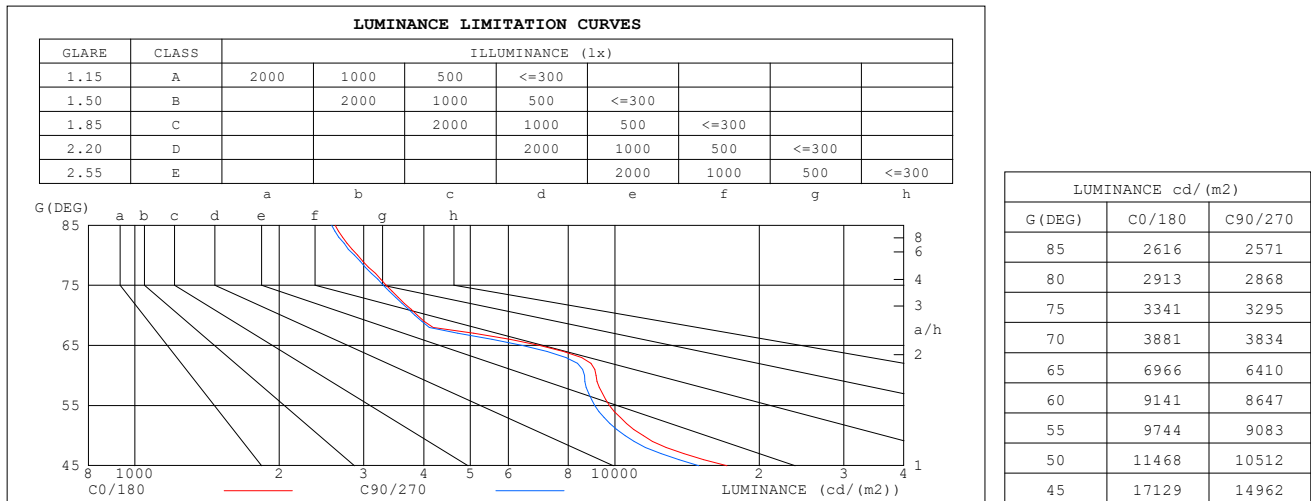
LENS:PM-1103A 24R+DIFFUSER

DRIVER:PUP10A-1WMC-700 500mA

30minutes warm-up

LUMINANCE LIMITATION CURVES

Test: U:120.20V I:0.0946A P:11.223W PF:0.9857 Freq:59.98Hz Lamp Flux: 889.25x1 lm		
NAME: CTL-M-1.5-DM-24-RD-FX	TYPE:	WEIGHT:
SPEC.: 3000K	DIM.:	SERIAL No.: 2401020002
MFR.: MERCURY LIGHTING	SUR.: 0.001319585m2	Shielding Angle:


C Range: 0 - 360DEG

C Interval: For a lens beam angle of 24°

Test Speed: HIGH

Temperature:77.54 °F

Operators:zoe

Test Date:2024-1-2

γ Range: 0 - 180DEG

γ Interval: 1.0DEG

Test System:EVERFINE GO-SPEX500_V1 SYSTEM V2.00.461

Humidity:65.0%

Test Distance:124.409" [K=1.0000]

Remarks: LAMP:BXRV-DR-1830G-100Z-A-23 Ra:90

LENS:PM-1103A 24R+DIFFUSER

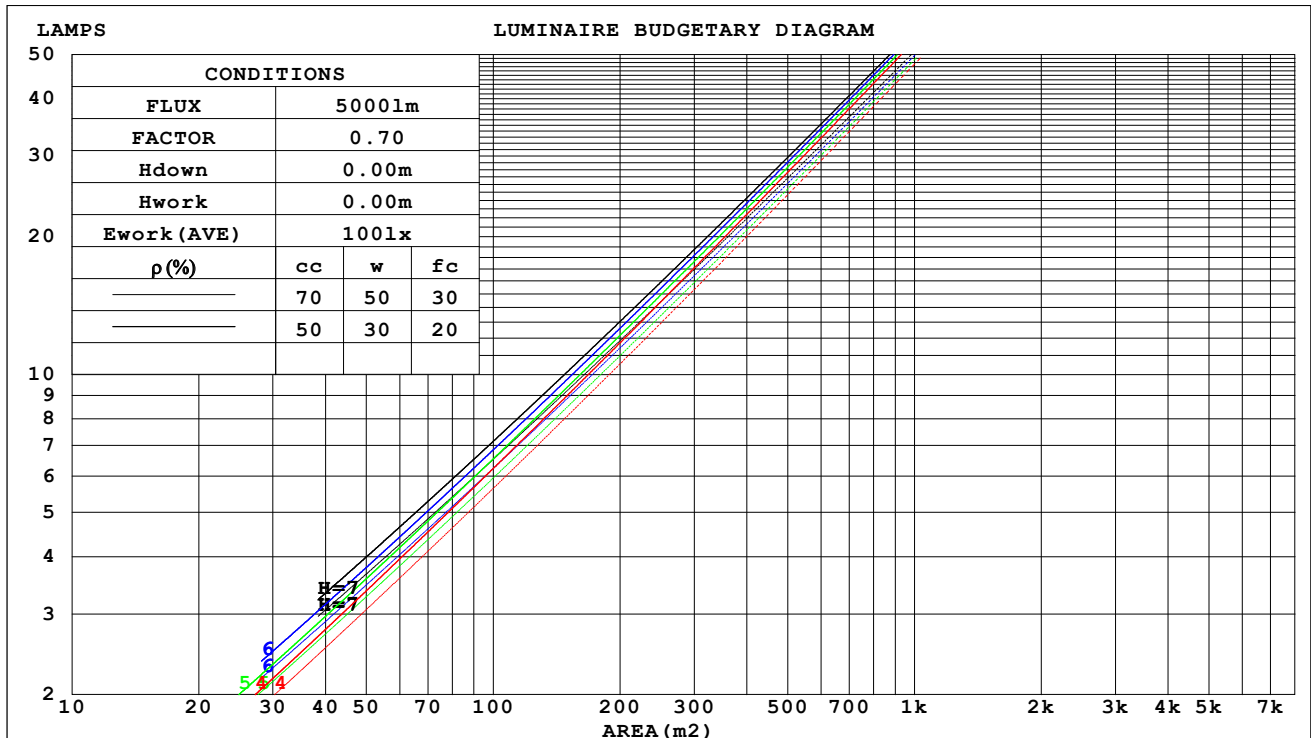
DRIVER:PUP10A-1WMC-700 500mA

30minutes warm-up

CU AND LUMINAIRE BUDGETARY ESTIMATE DIAGRAM

Test:U:120.20V I:0.0946A P:11.223W PF:0.9857 Freq:59.98Hz Lamp Flux:889.25x1 lm		
NAME: CTL-M-1.5-DM-24-RD-FX	TYPE:	WEIGHT:
SPEC.: 3000K	DIM.:	SERIAL No.: 2401020002
MFR.: MERCURY LIGHTING	SUR.: 0.001319585m2	Shielding Angle:

pcc	80%			70%			50%			30%			10%			0
pw	50%	30%	10%	50%	30%	10%	50%	30%	10%	50%	30%	10%	50%	30%	10%	0
pfc	20%			20%			20%			20%			20%			0
RCR	RCR:Room Cavity Ratio															



C Range: 0 - 360DEG

C Interval: For a lens beam angle of 24°

Test Speed: HIGH

Temperature: 77.54 °F

Operators: zoe

Test Date: 2024-1-2

γ Range: 0 - 180DEG

γ Interval: 1.0DEG

Test System: EVERFINE GO-SPEX500_V1 SYSTEM V2.00.461

Humidity: 65.0%

Test Distance: 124.409" [K=1.0000]

Remarks: LAMP: BXR-V-DR-1830G-100Z-A-23 Ra: 90

LENS: PM-1103A 24R+DIFFUSER

DRIVER: PUP10A-1WMC-700 500mA

30minutes warm-up

WEC AND CCEC

Test:U:120.20V I:0.0946A P:11.223W PF:0.9857 Freq:59.98Hz Lamp Flux:889.25x1 lm		
NAME: CTL-M-1.5-DM-24-RD-FX	TYPE:	WEIGHT:
SPEC.: 3000K	DIM.:	SERIAL No.: 2401020002
MFR.: MERCURY LIGHTING	SUR.: 0.001319585m2	Shielding Angle:

pcc	80%			70%			50%			30%			10%			0
pw	50%	30%	10%	50%	30%	10%	50%	30%	10%	50%	30%	10%	50%	30%	10%	0
pfc	20%			20%			20%			20%			20%			0
RCR	RCR:Room Cavity Ratio						Wall Exitance Coefficients(WEC)									
0.0																
1.0	.081	.046	.015	.077	.044	.014	.071	.040	.013	.065	.037	.012	.059	.034	.011	
2.0	.076	.041	.013	.073	.040	.012	.067	.037	.012	.062	.035	.011	.058	.033	.010	
3.0	.071	.038	.011	.069	.037	.011	.064	.035	.011	.060	.033	.010	.056	.031	.010	
4.0	.067	.035	.010	.065	.034	.010	.061	.032	.010	.057	.031	.009	.054	.029	.009	
5.0	.063	.032	.009	.061	.032	.009	.058	.030	.009	.055	.029	.009	.052	.028	.008	
6.0	.060	.030	.009	.058	.029	.008	.055	.028	.008	.053	.027	.008	.050	.026	.008	
7.0	.057	.028	.008	.056	.028	.008	.053	.027	.008	.051	.026	.008	.048	.025	.007	
8.0	.054	.027	.007	.053	.026	.007	.051	.025	.007	.049	.025	.007	.047	.024	.007	
9.0	.052	.025	.007	.051	.025	.007	.049	.024	.007	.047	.024	.007	.045	.023	.007	
10.0	.050	.024	.007	.049	.024	.007	.047	.023	.006	.045	.023	.006	.044	.022	.006	

pcc	80%			70%			50%			30%			10%			0
pw	50%	30%	10%	50%	30%	10%	50%	30%	10%	50%	30%	10%	50%	30%	10%	0
pfc	20%			20%			20%			20%			20%			0
RCR	RCR:Room Cavity Ratio						Ceiling Cavity Exitance Coefficients (CCEC)									
0.0	.100	.100	.100	.085	.085	.085	.058	.058	.058	.033	.033	.033	.011	.011	.011	
1.0	.089	.082	.077	.076	.071	.066	.052	.049	.046	.030	.028	.027	.010	.009	.009	
2.0	.080	.069	.061	.068	.060	.052	.047	.041	.036	.027	.024	.021	.009	.008	.007	
3.0	.072	.059	.049	.062	.051	.042	.043	.036	.030	.025	.021	.017	.008	.007	.006	
4.0	.066	.051	.040	.057	.044	.035	.039	.031	.024	.023	.018	.014	.007	.006	.005	
5.0	.061	.045	.033	.053	.039	.029	.036	.027	.020	.021	.016	.012	.007	.005	.004	
6.0	.057	.040	.028	.049	.035	.024	.034	.024	.017	.020	.014	.010	.006	.005	.003	
7.0	.053	.036	.024	.046	.031	.021	.032	.022	.015	.018	.013	.009	.006	.004	.003	
8.0	.050	.032	.020	.043	.028	.018	.030	.020	.013	.017	.012	.008	.006	.004	.002	
9.0	.047	.030	.018	.040	.026	.016	.028	.018	.011	.016	.011	.007	.005	.003	.002	
10.0	.044	.027	.016	.038	.024	.014	.027	.017	.010	.015	.010	.006	.005	.003	.002	

C Range: 0 - 360DEG

C Interval: For a lens beam angle of 24°

Test Speed: HIGH

Temperature:77.54 °F

Operators:zoe

Test Date:2024-1-2

γ Range: 0 - 180DEG

γ Interval: 1.0DEG

Test System:EVERFINE GO-SPEX500_V1 SYSTEM V2.00.461

Humidity:65.0%

Test Distance:124.409" [K=1.0000]

Remarks: LAMP:BXRV-DR-1830G-100Z-A-23 Ra:90

LENS:PM-1103A 24R+DIFFUSER

DRIVER:PUP10A-1WMC-700 500mA

30minutes warm-up

UGR(Unified Glare Rating) Table

Test:U:120.20V I:0.0946A P:11.223W PF:0.9857 Freq:59.98Hz Lamp Flux:889.25x1 lm											
NAME: CTL-M-1.5-DM-24-RD-FX					TYPE:			WEIGHT:			
SPEC.: 3000K					DIM.:			SERIAL No.: 2401020002			
MFR.: MERCURY LIGHTING					SUR.: 0.001319585m2			Shielding Angle:			
ceiling/cavity	0.7	0.7	0.5	0.5	0.3	0.7	0.7	0.5	0.5	0.3	
walls	0.5	0.3	0.5	0.3	0.3	0.5	0.3	0.5	0.3	0.3	
working plane	0.2	0.2	0.2	0.2	0.2	0.2	0.2	0.2	0.2	0.2	
Room dimensions		Viewed crosswise					Viewed endwise				
x = 2H y = 2H	16.5	17.3	16.7	17.4	17.6	15.6	16.4	15.8	16.5	16.7	
	3H	16.6	17.3	16.8	17.5	17.7	15.7	16.4	16.0	16.6	16.8
	4H	16.6	17.2	16.8	17.4	17.7	15.7	16.4	16.0	16.6	16.8
	6H	16.5	17.2	16.8	17.4	17.6	15.7	16.4	16.0	16.6	16.8
	8H	16.5	17.1	16.8	17.4	17.6	15.7	16.3	16.0	16.6	16.8
	12H	16.5	17.1	16.8	17.3	17.6	15.7	16.3	16.0	16.5	16.8
4H	2H	16.5	17.2	16.8	17.4	17.6	15.7	16.3	15.9	16.6	16.8
	3H	16.6	17.2	16.9	17.5	17.7	15.8	16.4	16.1	16.7	17.0
	4H	16.6	17.2	17.0	17.4	17.8	15.9	16.4	16.2	16.7	17.0
	6H	16.6	17.1	17.0	17.4	17.8	15.9	16.4	16.3	16.7	17.0
	8H	16.6	17.0	17.0	17.4	17.8	15.9	16.3	16.3	16.7	17.0
	12H	16.6	17.0	17.0	17.4	17.7	15.9	16.3	16.3	16.7	17.0
8H	4H	16.5	17.0	16.9	17.3	17.7	15.8	16.2	16.2	16.6	17.0
	6H	16.6	16.9	17.0	17.3	17.7	15.9	16.2	16.3	16.6	17.0
	8H	16.6	16.9	17.0	17.3	17.7	15.9	16.2	16.3	16.6	17.1
	12H	16.6	16.8	17.0	17.3	17.7	15.9	16.2	16.3	16.6	17.1
12H	4H	16.5	16.9	16.9	17.3	17.6	15.8	16.2	16.2	16.5	16.9
	6H	16.5	16.8	17.0	17.3	17.7	15.8	16.1	16.3	16.6	17.0
	8H	16.5	16.8	17.0	17.3	17.7	15.9	16.1	16.3	16.6	17.0
Variations with the observer position at spacings(CIE Pub.117):											
S = 1.0H	+ 2.3 / - 2.7					+ 1.7 / - 2.3					
1.5H	+ 4.1 / - 2.2					+ 3.2 / - 1.7					
2.0H	+ 1.9 / - 1.2					+ 1.4 / - 0.9					

CIE Pub.117, 889.3 lm Total Lamp Luminous Flux Correct (8log(F/F0) = -0.4)
 Area: 0.00131959 m2

C Range: 0 - 360DEG C Interval: For a lens beam angle of 24° Test Speed: HIGH Temperature: 77.54 °F Operators: zoe Test Date: 2024-1-2	γ Range: 0 - 180DEG γ Interval: 1.0DEG Test System: EVERFINE GO-SPEX500_V1 SYSTEM V2.00.461 Humidity: 65.0% Test Distance: 124.409" [K=1.0000] Remarks: LAMP: BXR-V-DR-1830G-100Z-A-23 Ra: 90 LENS: PM-1103A 24R+DIFFUSER DRIVER: PUP10A-1WMC-700 500mA 30minutes warm-up
---	---

UTILIZATION FACTORS TABLE

Test:U:120.20V I:0.0946A P:11.223W PF:0.9857 Freq:59.98Hz Lamp Flux:889.25x1 lm		
NAME: CTL-M-1.5-DM-24-RD-FX	TYPE:	WEIGHT:
SPEC.: 3000K	DIM.:	SERIAL No.: 2401020002
MFR.: MERCURY LIGHTING	SUR.: 0.001319585m2	Shielding Angle:

REFLECTANCE										
Ceiling	0.8	0.8	0.8	0.7	0.7	0.7	0.5	0.5	0.5	0
Walls	0.7	0.5	0.3	0.7	0.5	0.3	0.7	0.5	0.3	0
Working plane	0.2	0.2	0.2	0.2	0.2	0.2	0.2	0.2	0.2	0
ROOM INDEX	UTILIZATION FACTORS (PERCENT) $k(RI) \times RCR = 5$									
$k = 0.60$	46	43	41	46	43	41	46	43	41	39
0.80	50	47	45	50	47	45	49	47	45	43
1.00	52	49	48	52	49	47	51	49	47	45
1.25	54	52	50	54	51	50	53	51	49	47
1.50	56	53	51	55	53	51	54	52	51	48
2.00	57	55	53	56	54	53	55	53	52	49
2.50	58	56	54	57	55	54	55	54	53	50
3.00	59	57	55	58	56	55	56	55	54	50
4.00	60	58	57	59	57	56	57	56	55	51
5.00	60	59	58	59	58	57	57	56	56	52
ROOM INDEX	UF(total)									Direct
According to DIN EN 13032-2 2004			Suspended					SHRNOM = 1.25		

C Range: 0 - 360DEG

C Interval: For a lens beam angle of 24°

Test Speed: HIGH

Temperature: 77.54 °F

Operators: zoe

Test Date: 2024-1-2

γ Range: 0 - 180DEG

γ Interval: 1.0DEG

Test System: EVERFINE GO-SPEX500_V1 SYSTEM V2.00.461

Humidity: 65.0%

Test Distance: 124.409" [K=1.0000]

Remarks: LAMP: BXRV-DR-1830G-100Z-A-23 Ra: 90

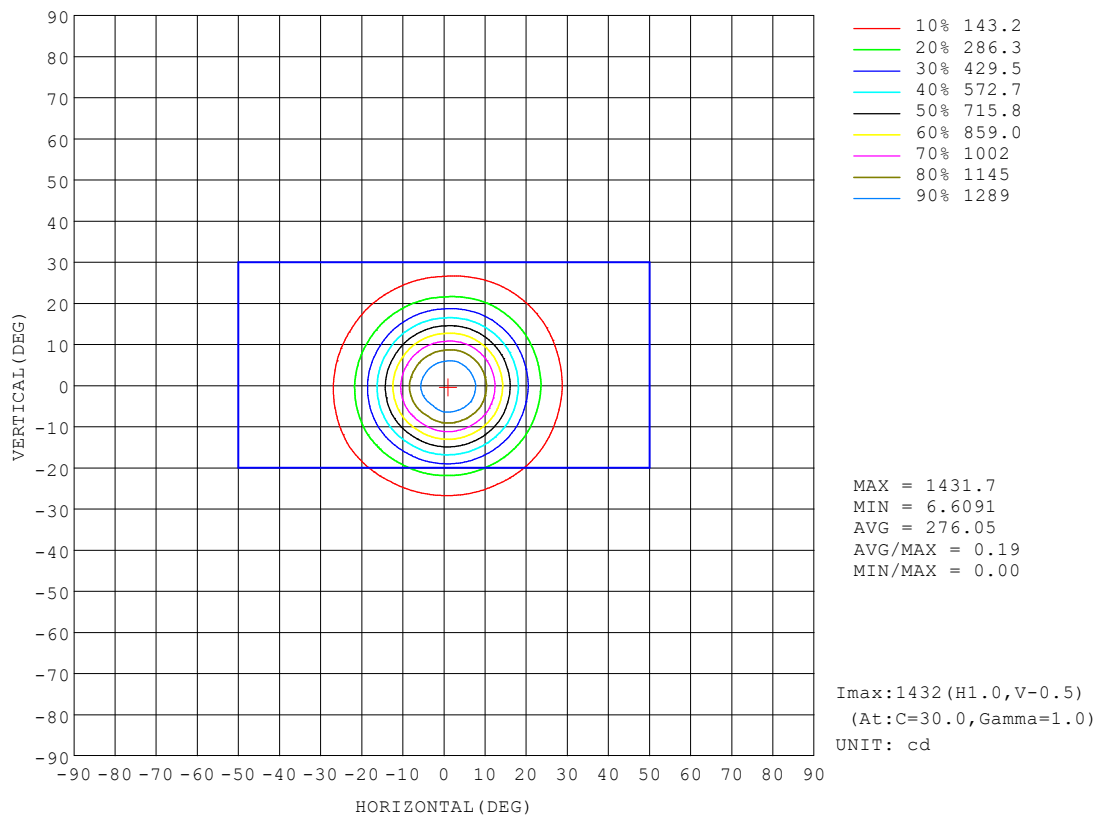
LENS: PM-1103A 24R+DIFFUSER

DRIVER: PUP10A-1WMC-700 500mA

30minutes warm-up

ISOCANDELA DIAGRAM

Test:U:120.20V I:0.0946A P:11.223W PF:0.9857 Freq:59.98Hz Lamp Flux:889.25x1 lm		
NAME: CTL-M-1.5-DM-24-RD-FX	TYPE:	WEIGHT:
SPEC.: 3000K	DIM.:	SERIAL No.: 2401020002
MFR.: MERCURY LIGHTING	SUR.: 0.001319585m2	Shielding Angle:



C Range: 0 - 360DEG

C Interval: For a lens beam angle of 24°

Test Speed: HIGH

Temperature:77.54 °F

Operators:zoe

Test Date:2024-1-2

γ Range: 0 - 180DEG

γ Interval: 1.0DEG

Test System:EVERFINE GO-SPEX500_V1 SYSTEM V2.00.461

Humidity:65.0%

Test Distance:124.409" [K=1.0000]

Remarks: LAMP:BXRV-DR-1830G-100Z-A-23 Ra:90

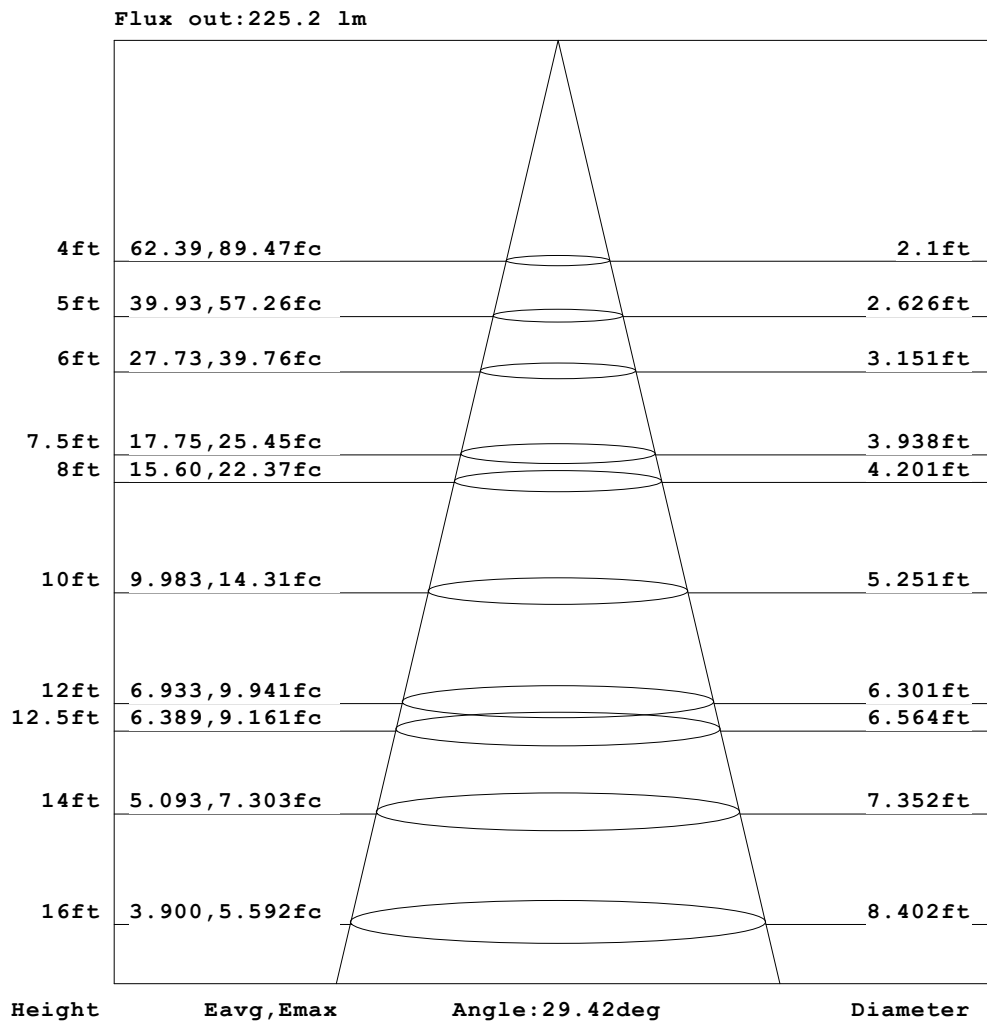
LENS:PM-1103A 24R+DIFFUSER

DRIVER:PUP10A-1WMC-700 500mA

30minutes warm-up

AAI Figure

Test:U:120.20V I:0.0946A P:11.223W PF:0.9857 Freq:59.98Hz Lamp Flux:889.25x1 lm		
NAME: CTL-M-1.5-DM-24-RD-FX	TYPE:	WEIGHT:
SPEC.: 3000K	DIM.:	SERIAL No.: 2401020002
MFR.: MERCURY LIGHTING	SUR.: 0.001319585m2	Shielding Angle:



Note: The Curves indicate the illuminated area and the average illumination when the luminaire is at different distance.

C Range: 0 - 360DEG

C Interval: For a lens beam angle of 24°

Test Speed: HIGH

Temperature: 77.54 °F

Operators: zoe

Test Date: 2024-1-2

γ Range: 0 - 180DEG

γ Interval: 1.0DEG

Test System: EVERFINE GO-SPEX500_V1 SYSTEM V2.00.461

Humidity: 65.0%

Test Distance: 124.409" [K=1.0000]

Remarks: LAMP: BXRV-DR-1830G-100Z-A-23 Ra: 90

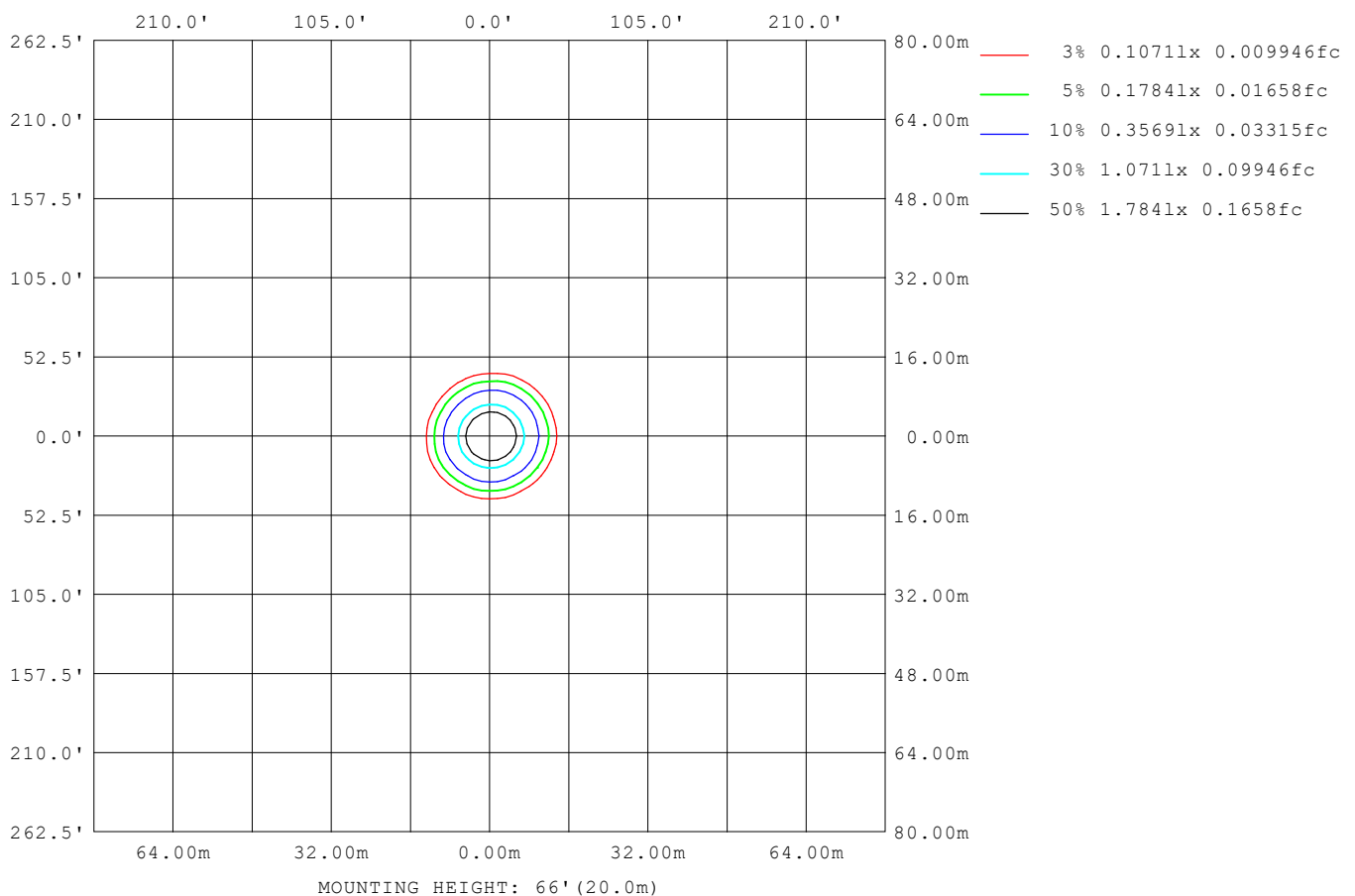
LENS: PM-1103A 24R+DIFFUSER

DRIVER: PUP10A-1WMC-700 500mA

30minutes warm-up

ISOLUX DIAGRAM

Test: U:120.20V I:0.0946A P:11.223W PF:0.9857 Freq:59.98Hz Lamp Flux: 889.25x1 lm		
NAME: CTL-M-1.5-DM-24-RD-FX	TYPE:	WEIGHT:
SPEC.: 3000K	DIM.:	SERIAL No.: 2401020002
MFR.: MERCURY LIGHTING	SUR.: 0.001319585m2	Shielding Angle:



C Range: 0 - 360DEG C Interval: For a lens beam angle of 24° Test Speed: HIGH Temperature: 77.54 °F Operators: zoe Test Date: 2024-1-2	γ Range: 0 - 180DEG γ Interval: 1.0DEG Test System: EVERFINE GO-SPEX500_V1 SYSTEM V2.00.461 Humidity: 65.0% Test Distance: 124.409" [K=1.0000] Remarks: LAMP: BXRV-DR-1830G-100Z-A-23 Ra:90 LENS: PM-1103A 24R+DIFFUSER DRIVER: PUP10A-1WMC-700 500mA 30minutes warm-up
---	---

LED Avg.L Report

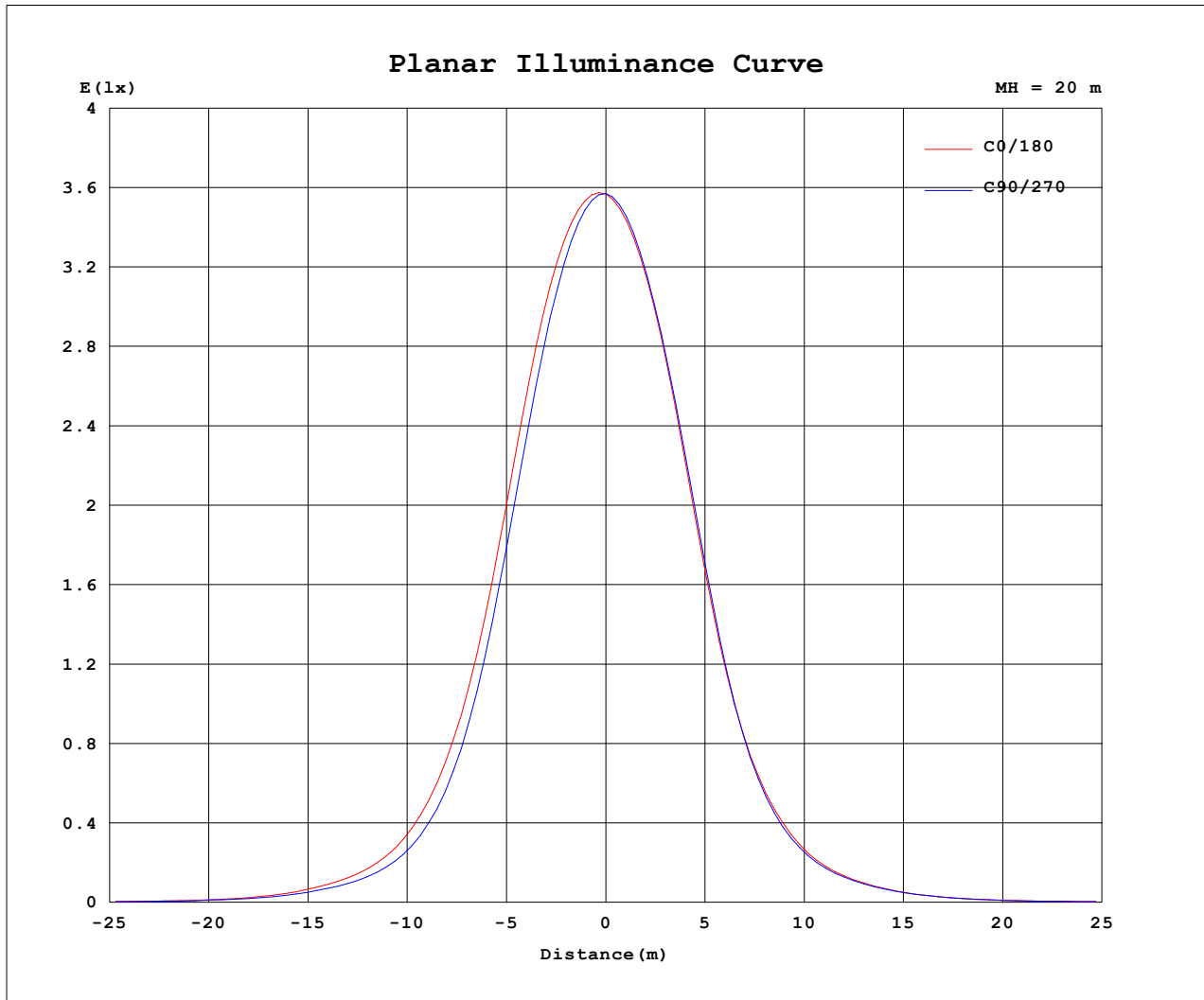
Test:U:120.20V I:0.0946A P:11.223W PF:0.9857 Freq:59.98Hz Lamp Flux:889.25x1 lm		
NAME: CTL-M-1.5-DM-24-RD-FX	TYPE:	WEIGHT:
SPEC.: 3000K	DIM.:	SERIAL No.: 2401020002
MFR.: MERCURY LIGHTING	SUR.: 0.001319585m2	Shielding Angle:

AvgL	cd/m2
L_0~180 (65) av	6120
L_0~180 (75) av	3129
L_0~180 (85) av	2324
L_90~270 (65) av	5908
L_90~270 (75) av	3067
L_90~270 (85) av	2264
L_45 (65) av	6035
L_45 (75) av	3107
L_45 (85) av	2251

Standard: GB/T 29293-2012

C Range: 0 - 360DEG C Interval: For a lens beam angle of 24° Test Speed: HIGH Temperature: 77.54 °F Operators: zoe Test Date: 2024-1-2	γ Range: 0 - 180DEG γ Interval: 1.0DEG Test System: EVERFINE GO-SPEX500_V1 SYSTEM V2.00.461 Humidity: 65.0% Test Distance: 124.409" [K=1.0000] Remarks: LAMP: BXRV-DR-1830G-100Z-A-23 Ra: 90 LENS: PM-1103A 24R+DIFFUSER DRIVER: PUP10A-1WMC-700 500mA 30minutes warm-up
---	--

Planar Illuminance Curve



C Range: 0 - 360DEG

C Interval: For a lens beam angle of 24°

Test Speed: HIGH

Temperature: 77.54 °F

Operators: zoe

Test Date: 2024-1-2

γ Range: 0 - 180DEG

γ Interval: 1.0DEG

Test System: EVERFINE GO-SPEX500_V1 SYSTEM V2.00.461

Humidity: 65.0%

Test Distance: 124.409" [K=1.0000]

Remarks: LAMP: BXRV-DR-1830G-100Z-A-23 Ra: 90

LENS: PM-1103A 24R+DIFFUSER

DRIVER: PUP10A-1WMC-700 500mA

30minutes warm-up

LUMINOUS DISTRIBUTION INTENSITY DATA

Test:U:120.20V I:0.0946A P:11.223W PF:0.9857 Freq:59.98Hz Lamp Flux:889.25x1 lm		
NAME: CTL-M-1.5-DM-24-RD-FX	TYPE:	WEIGHT:
SPEC.: 3000K	DIM.:	SERIAL No.: 2401020002
MFR.: MERCURY LIGHTING	SUR.: 0.001319585m2	Shielding Angle:

Table--1

UNIT: cd

C (DEG) γ (DEG)	0	30	60	90	120	150	180	210	240	270	300	330						
0	1424	1424	1424	1424	1424	1424	1424	1424	1424	1424	1424	1424						
5	1380	1379	1360	1342	1317	1319	1312	1301	1306	1319	1356	1370						
10	1166	1159	1116	1083	1050	1050	1038	1018	1025	1048	1110	1149						
15	801	789	742	707	678	676	659	637	647	673	735	782						
20	455	438	399	374	361	370	357	337	336	352	403	438						
25	237	221	192	182	178	191	184	168	166	175	206	226						
30	122	112	97.8	93.6	92.7	101	96.1	88.1	87.1	91.2	106	117						
35	66.7	61.1	54.3	52.1	51.4	55.1	52.3	47.9	48.1	50.6	58.1	64.1						
40	33.2	31.3	28.2	27.0	26.7	27.3	26.1	24.6	25.0	26.1	28.9	31.7						
45	15.9	15.4	14.4	13.9	13.9	13.4	13.1	12.9	13.1	13.7	14.3	15.5						
50	9.70	9.46	9.04	8.89	9.00	8.89	8.73	8.64	8.74	8.87	9.15	9.58						
55	7.36	7.26	6.97	6.85	7.03	7.04	6.95	6.90	6.93	6.96	7.12	7.34						
60	6.02	5.92	5.71	5.69	5.83	5.84	5.72	5.65	5.68	5.72	5.85	6.02						
65	3.88	3.92	3.70	3.56	3.44	3.24	2.95	2.77	2.87	3.03	3.32	3.64						
70	1.75	1.78	1.76	1.72	1.71	1.65	1.56	1.50	1.49	1.52	1.60	1.68						
75	1.14	1.16	1.14	1.12	1.10	1.06	1.00	0.96	0.95	0.97	1.02	1.09						
80	0.67	0.68	0.67	0.66	0.64	0.61	0.57	0.53	0.54	0.55	0.58	0.62						
85	0.30	0.31	0.30	0.29	0.28	0.26	0.23	0.21	0.21	0.23	0.24	0.27						
90	0.00	0.00	0.00	0.00	0.00	0.00	0.00	0.00	0.00	0.00	0.00	0.00						
95	0.00	0.00	0.00	0.00	0.00	0.00	0.00	0.00	0.00	0.00	0.00	0.00						
100	0.00	0.00	0.00	0.00	0.00	0.00	0.00	0.00	0.00	0.00	0.00	0.00						
105	0.00	0.00	0.00	0.00	0.00	0.00	0.00	0.00	0.00	0.00	0.00	0.00						
110	0.00	0.00	0.00	0.00	0.00	0.00	0.00	0.00	0.00	0.00	0.00	0.00						
115	0.00	0.00	0.00	0.00	0.00	0.00	0.00	0.00	0.00	0.00	0.00	0.00						
120	0.00	0.00	0.00	0.00	0.00	0.00	0.00	0.00	0.00	0.00	0.00	0.00						
125	0.00	0.00	0.00	0.00	0.00	0.00	0.00	0.00	0.00	0.00	0.00	0.00						
130	0.00	0.00	0.00	0.00	0.00	0.00	0.00	0.00	0.00	0.00	0.00	0.00						
135	0.00	0.00	0.00	0.00	0.00	0.00	0.00	0.00	0.00	0.00	0.00	0.00						
140	0.00	0.00	0.00	0.00	0.00	0.00	0.00	0.00	0.00	0.00	0.00	0.00						
145	0.00	0.00	0.00	0.00	0.00	0.00	0.00	0.00	0.00	0.00	0.00	0.00						
150	0.00	0.00	0.00	0.00	0.00	0.00	0.00	0.00	0.00	0.00	0.00	0.00						
155	0.00	0.00	0.00	0.00	0.00	0.00	0.00	0.00	0.00	0.00	0.00	0.00						
160	0.00	0.00	0.00	0.00	0.00	0.00	0.00	0.00	0.00	0.00	0.00	0.00						
165	0.00	0.00	0.00	0.00	0.00	0.00	0.00	0.00	0.00	0.00	0.00	0.00						
170	0.00	0.00	0.00	0.00	0.00	0.00	0.00	0.00	0.00	0.00	0.00	0.00						
175	0.00	0.00	0.00	0.00	0.00	0.00	0.00	0.00	0.00	0.00	0.00	0.00						
180	0.00	0.00	0.00	0.00	0.00	0.00	0.00	0.00	0.00	0.00	0.00	0.00						

C Range: 0 - 360DEG

C Interval: For a lens beam angle of 24°

Test Speed: HIGH

Temperature: 77.54 °F

Operators: zoe

Test Date: 2024-1-2

γ Range: 0 - 180DEG

γ Interval: 1.0DEG

Test System: EVERFINE GO-SPEX500_V1 SYSTEM V2.00.461

Humidity: 65.0%

Test Distance: 124.409" [K=1.0000]

Remarks: LAMP: BXR-V-DR-1830G-100Z-A-23 Ra: 90

LENS: PM-1103A 24R+DIFFUSER

DRIVER: PUP10A-1WMC-700 500mA

30minutes warm-up