


Photometric report for Flanged and Flangeless Trim



Light Output Ratio:	79.0%	
Luminaire Power:	8.833 W	
SHR Nominal:	0.75	Calculated using the TM5
SHR Maximum:	0.85	fine grid method.

C Range: 0 - 360DEG

C Interval: For a lens beam angle of 60°

Test Speed: HIGH

Temperature: 77.54°F

Operators: zoe

Test Date: 2024-8-15

γ Range: 0 - 180DEG

γ Interval: 1.0DEG

Test System: EVERFINE GO-SPEX500_V1 SYSTEM V2.00.461

Humidity: 65.0%

Test Distance: 124.409" [K=1.0000]

Remarks: LAMP: BXRH-30G10T0-G-83 Ra: 90

LENS: PM-1084C 50R

NO DRIVER: 500mA

30minutes warm-up

LUMINOUS INTENSITY DISTRIBUTION DIAGRAM

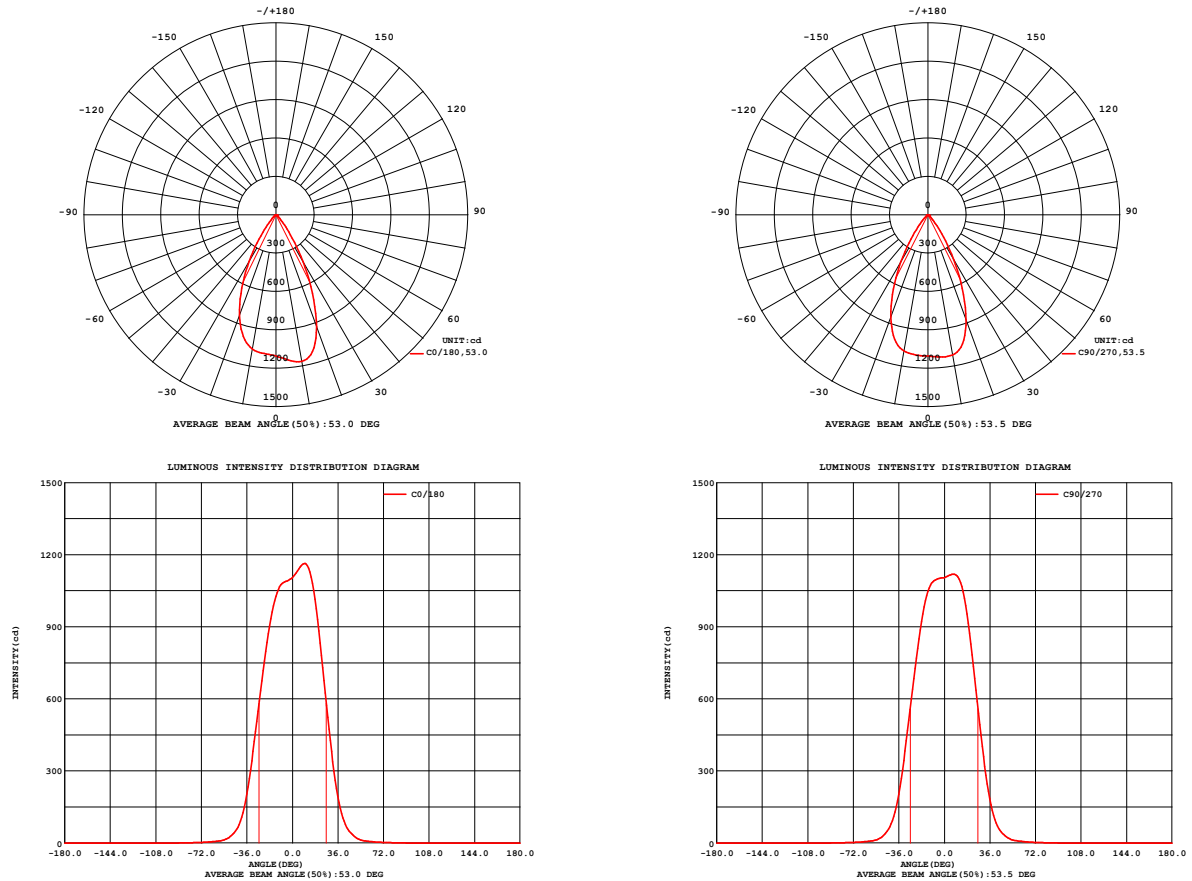


Fig. C0/C180

Fig. C90/C270

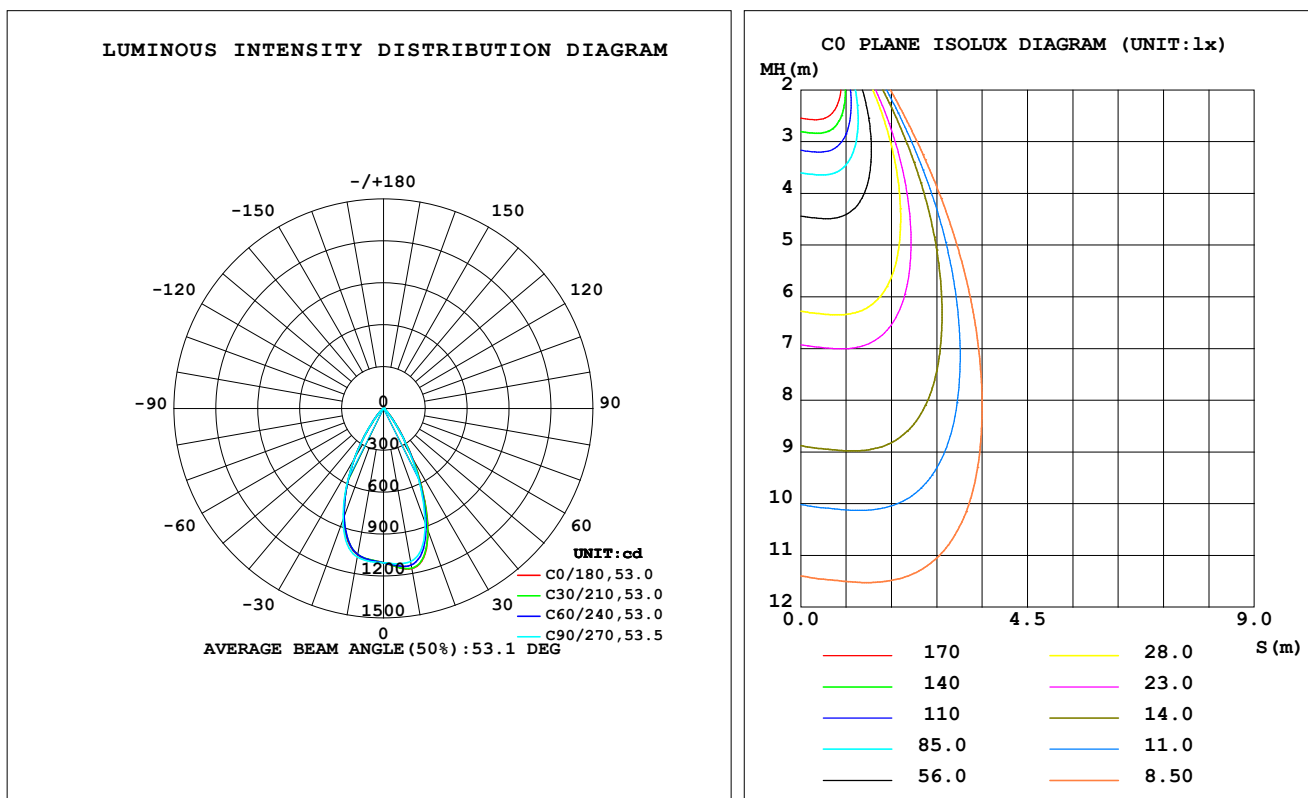
C Range: 0 - 360DEG
C Interval: For a lens beam angle of 60°
Test Speed: HIGH
Temperature: 77.54 °F
Operators: zoe
Test Date: 2024-8-15

γ Range: 0 - 180DEG
γ Interval: 1.0DEG
Test System: EVERFINE GO-SPEX500_V1 SYSTEM V2.00.461
Humidity: 65.0%
Test Distance: 124.409" [K=1.0000]
Remarks: LAMP: BXRH-30G10T0-G-83 Ra: 90
LENS: PM-1084C 50R
NO DRIVER: 500mA
30minutes warm-up

LUMINAIRE PHOTOMETRIC TEST REPORT

Test:U:17.667V I:0.5000A P:8.8335W PF:1.0000 Freq:49.99Hz Lamp Flux:1124.6x1 lm		
NAME: CTL-M-1.5-30K-60-RD-FX	TYPE:	WEIGHT:
SPEC.: 3000K	DIM.:	SERIAL No.: 2408151138
MFR.: MERCURY LIGHTING	SUR.: 0.001256m2	Shielding Angle:

DATA OF LAMP		PHOTOMETRIC DATA Eff: 100.57 lm/W			
MODEL	Brideglux	I _{max} (cd)	1164	S/MH (C0/180)	0.82
NOMINAL POWER (W)	9	LOR (%)	79.0	S/MH (C90/270)	0.82
RATED VOLTAGE (V)	18	TOTAL FLUX (lm)	888.37	η UP, DN (C0-180)	0.0, 39.6
NOMINAL FLUX (lm)	1124.6	CIE CLASS	DIRECT	η UP, DN (C180-360)	0.0, 39.4
LAMPS INSIDE	1	η up (%)	0.0	CIBSE SHR NOM	0.75
TEST VOLTAGE (V)	18	η down (%)	79.0	CIBSE SHR MAX	0.85



C Range: 0 - 360DEG

C Interval: For a lens beam angle of 60°

Test Speed: HIGH

Temperature: 77.54 °F

Operators: zoe

Test Date: 2024-8-15

γ Range: 0 - 180DEG

γ Interval: 1.0DEG

Test System: EVERFINE GO-SPEX500_V1 SYSTEM V2.00.461

Humidity: 65.0%

Test Distance: 124.409" [K=1.0000]

Remarks: LAMP: BXRH-30G10T0-G-83 Ra: 90

LENS: PM-1084C 50R

NO DRIVER: 500mA

30minutes warm-up

ZONAL FLUX DIAGRAM

ZONAL FLUX DIAGRAM:

γ	C0	C45	C90	C135	C180	C225	C270	C315	γ	Φ zone	Φ total	%lum,lamp
10	1164	1150	1112	1083	1066	1061	1081	1129	0- 10	106.0	106.0	11.9,9.42
20	930.0	909.1	873.0	845.7	834.8	826.5	848.9	901.8	10- 20	285.4	391.4	44.1,34.8
30	426.4	412.5	402.0	405.3	422.3	424.2	425.1	431.8	20- 30	292.5	683.9	77,60.8
40	105.2	101.8	98.22	98.14	106.9	109.3	109.3	109.0	30- 40	145.9	829.8	93.4,73.8
50	23.06	22.86	22.00	21.52	22.62	22.52	22.22	22.80	40- 50	40.39	870.2	98,77.4
60	6.984	7.098	7.210	7.124	7.033	6.987	6.913	6.862	50- 60	11.08	881.3	99.2,78.4
70	2.744	2.802	2.864	2.863	2.826	2.762	2.721	2.710	60- 70	4.545	885.9	99.7,78.8
80	1.075	1.102	1.133	1.119	1.095	1.065	1.055	1.052	70- 80	1.980	887.8	99.9,78.9
90	0	0	0	0	0	0	0	0	80- 90	0.5327	888.4	100,79
100	0	0	0	0	0	0	0	0	90-100	0	888.4	100,79
110	0	0	0	0	0	0	0	0	100-110	0	888.4	100,79
120	0	0	0	0	0	0	0	0	110-120	0	888.4	100,79
130	0	0	0	0	0	0	0	0	120-130	0	888.4	100,79
140	0	0	0	0	0	0	0	0	130-140	0	888.4	100,79
150	0	0	0	0	0	0	0	0	140-150	0	888.4	100,79
160	0	0	0	0	0	0	0	0	150-160	0	888.4	100,79
170	0	0	0	0	0	0	0	0	160-170	0	888.4	100,79
180	0	0	0	0	0	0	0	0	170-180	0	888.4	100,79
DEG	LUMINOUS INTENSITY:cd									UNIT:lm		

C Range: 0 - 360DEG

C Interval: For a lens beam angle of 60°

Test Speed: HIGH

Temperature:77.54°F

Operators:zoe

Test Date:2024-8-15

 γ Range: 0 - 180DEG

 γ Interval: 1.0DEG

Test System:EVERFINE GO-SPEX500_V1 SYSTEM V2.00.461

Humidity:65.0%

Test Distance:124.409" [K=1.0000]

Remarks: LAMP:BXRH-30G10T0-G-83 Ra:90

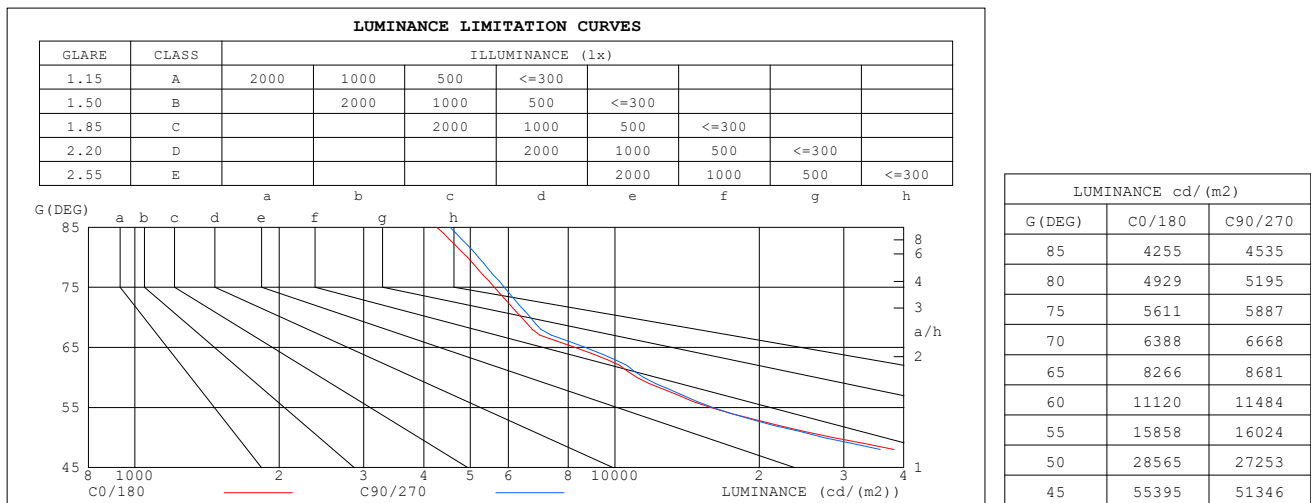
LENS:PM-1084C 50R

NO DRIVER:500mA

30minutes warm-up

LUMINANCE LIMITATION CURVES

Test: U:17.667V I:0.5000A P:8.8335W PF:1.0000 Freq:49.99Hz Lamp Flux: 1124.6x1 lm		
NAME: CTL-M-1.5-30K-60-RD-FX	TYPE:	WEIGHT:
SPEC.: 3000K	DIM.:	SERIAL No.: 2408151138
MFR.: MERCURY LIGHTING	SUR.: 0.001256m2	Shielding Angle:


C Range: 0 - 360DEG

C Interval: For a lens beam angle of 60°

Test Speed: HIGH

Temperature: 77.54 °F

Operators: zoe

Test Date: 2024-8-15

γ Range: 0 - 180DEG

γ Interval: 1.0DEG

Test System: EVERFINE GO-SPEX500_V1 SYSTEM V2.00.461

Humidity: 65.0%

Test Distance: 124.409" [K=1.0000]

Remarks: LAMP: BXRH-30G10T0-G-83 Ra:90

LENS: PM-1084C 50R

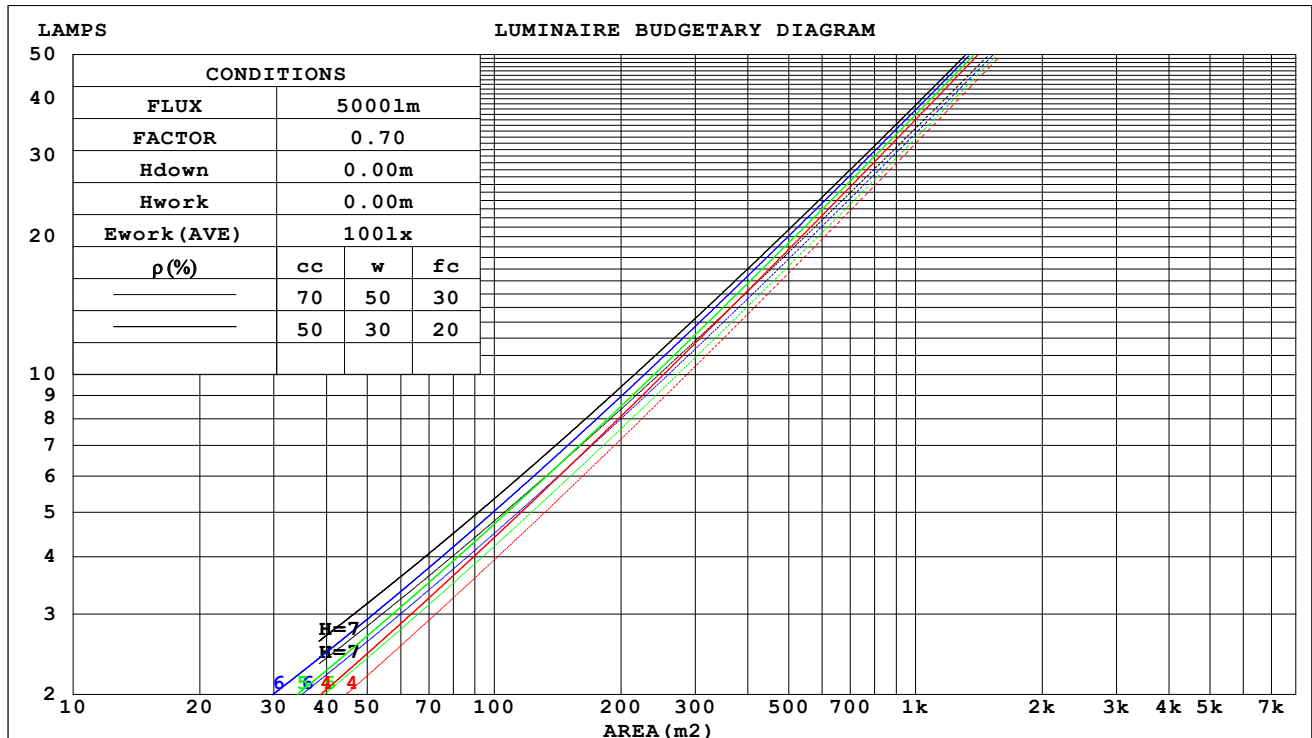
NO DRIVER: 500mA

30minutes warm-up

CU AND LUMINAIRE BUDGETARY ESTIMATE DIAGRAM

Test:U:17.667V I:0.5000A P:8.8335W PF:1.0000 Freq:49.99Hz Lamp Flux:1124.6x1 lm		
NAME: CTL-M-1.5-30K-60-RD-FX	TYPE:	WEIGHT:
SPEC.: 3000K	DIM.:	SERIAL No.: 2408151138
MFR.: MERCURY LIGHTING	SUR.: 0.001256m2	Shielding Angle:

pcc	80%			70%			50%			30%			10%			0
pw	50%	30%	10%	50%	30%	10%	50%	30%	10%	50%	30%	10%	50%	30%	10%	0
pfc	20%			20%			20%			20%			20%			0
RCR	RCR:Room Cavity Ratio															



C Range: 0 - 360DEG

C Interval: For a lens beam angle of 60°

Test Speed: HIGH

Temperature: 77.54 °F

Operators: zoe

Test Date: 2024-8-15

γ Range: 0 - 180DEG

γ Interval: 1.0DEG

Test System: EVERFINE GO-SPEX500_V1 SYSTEM V2.00.461

Humidity: 65.0%

Test Distance: 124.409" [K=1.0000]

Remarks: LAMP: BXRH-30G10T0-G-83 Ra: 90

LENS: PM-1084C 50R

NO DRIVER: 500mA

30minutes warm-up

WEC AND CCEC

Test:U:17.667V I:0.5000A P:8.8335W PF:1.0000 Freq:49.99Hz Lamp Flux:1124.6x1 lm		
NAME: CTL-M-1.5-30K-60-RD-FX	TYPE:	WEIGHT:
SPEC.: 3000K	DIM.:	SERIAL No.: 2408151138
MFR.: MERCURY LIGHTING	SUR.: 0.001256m2	Shielding Angle:

pcc	80%			70%			50%			30%			10%			0
pw	50%	30%	10%	50%	30%	10%	50%	30%	10%	50%	30%	10%	50%	30%	10%	0
pfc	20%			20%			20%			20%			20%			0
RCR	RCR:Room Cavity Ratio						Wall Exitance Coefficients(WEC)									
0.0																
1.0	.137	.078	.025	.132	.075	.024	.122	.070	.022	.113	.065	.021	.105	.061	.020	
2.0	.131	.072	.022	.126	.070	.021	.118	.066	.020	.110	.062	.019	.103	.058	.018	
3.0	.124	.066	.020	.121	.065	.019	.114	.062	.019	.107	.059	.018	.101	.056	.017	
4.0	.118	.061	.018	.115	.060	.018	.109	.058	.017	.103	.055	.017	.098	.053	.016	
5.0	.113	.057	.017	.110	.056	.016	.105	.054	.016	.100	.053	.016	.095	.051	.015	
6.0	.108	.054	.015	.105	.053	.015	.100	.051	.015	.096	.050	.015	.092	.048	.014	
7.0	.103	.051	.014	.101	.050	.014	.096	.049	.014	.093	.047	.014	.089	.046	.014	
8.0	.098	.048	.014	.096	.047	.013	.093	.046	.013	.089	.045	.013	.086	.044	.013	
9.0	.094	.046	.013	.093	.045	.013	.089	.044	.013	.086	.043	.012	.083	.042	.012	
10.0	.090	.043	.012	.089	.043	.012	.086	.042	.012	.083	.041	.012	.080	.040	.012	

pcc	80%			70%			50%			30%			10%			0
pw	50%	30%	10%	50%	30%	10%	50%	30%	10%	50%	30%	10%	50%	30%	10%	0
pfc	20%			20%			20%			20%			20%			0
RCR	RCR:Room Cavity Ratio						Ceiling Cavity Exitance Coefficients(CCEC)									
0.0	.150	.150	.150	.129	.129	.129	.088	.088	.088	.050	.050	.050	.016	.016	.016	
1.0	.135	.124	.115	.116	.107	.099	.079	.073	.068	.045	.042	.040	.015	.014	.013	
2.0	.123	.105	.089	.105	.090	.077	.072	.062	.054	.042	.036	.032	.013	.012	.010	
3.0	.113	.090	.071	.097	.077	.062	.066	.054	.043	.038	.031	.026	.012	.010	.008	
4.0	.105	.078	.058	.090	.067	.050	.062	.047	.035	.036	.028	.021	.011	.009	.007	
5.0	.098	.069	.048	.084	.060	.041	.058	.042	.029	.033	.024	.017	.011	.008	.006	
6.0	.092	.061	.040	.079	.053	.035	.054	.037	.024	.032	.022	.015	.010	.007	.005	
7.0	.086	.055	.034	.074	.048	.029	.051	.034	.021	.030	.020	.012	.010	.006	.004	
8.0	.082	.050	.029	.071	.044	.025	.049	.031	.018	.028	.018	.011	.009	.006	.004	
9.0	.078	.046	.025	.067	.040	.022	.047	.028	.015	.027	.017	.009	.009	.005	.003	
10.0	.074	.043	.022	.064	.037	.019	.044	.026	.014	.026	.015	.008	.008	.005	.003	

C Range: 0 - 360DEG

C Interval: For a lens beam angle of 60°

Test Speed: HIGH

Temperature:77.54°F

Operators:zoe

Test Date:2024-8-15

γ Range: 0 - 180DEG

γ Interval: 1.0DEG

Test System:EVERFINE GO-SPEX500_V1 SYSTEM V2.00.461

Humidity:65.0%

Test Distance:124.409" [K=1.0000]

Remarks: LAMP:BXRH-30G10T0-G-83 Ra:90

LENS:PM-1084C 50R

NO DRIVER:500mA

30minutes warm-up

UGR(Unified Glare Rating) Table

Test:U:17.667V I:0.5000A P:8.8335W PF:1.0000 Freq:49.99Hz Lamp Flux:1124.6x1 lm											
NAME: CTL-M-1.5-30K-60-RD-FX					TYPE:			WEIGHT:			
SPEC.: 3000K					DIM.:			SERIAL No.: 2408151138			
MFR.: MERCURY LIGHTING					SUR.: 0.001256m2			Shielding Angle:			
ceiling/cavity	0.7	0.7	0.5	0.5	0.3	0.7	0.7	0.5	0.5	0.3	
walls	0.5	0.3	0.5	0.3	0.3	0.5	0.3	0.5	0.3	0.3	
working plane	0.2	0.2	0.2	0.2	0.2	0.2	0.2	0.2	0.2	0.2	
Room dimensions		Viewed crosswise					Viewed endwise				
x = 2H y = 2H	2H	21.3	22.3	21.6	22.4	22.6	21.0	22.0	21.3	22.1	22.3
	3H	21.2	22.1	21.5	22.3	22.5	20.9	21.8	21.2	22.0	22.2
	4H	21.2	21.9	21.4	22.2	22.4	20.9	21.7	21.1	21.9	22.1
	6H	21.1	21.8	21.4	22.1	22.3	20.8	21.5	21.1	21.8	22.0
	8H	21.0	21.8	21.4	22.0	22.3	20.8	21.5	21.1	21.7	22.0
	12H	21.0	21.7	21.3	22.0	22.2	20.7	21.4	21.0	21.7	22.0
4H	2H	21.1	21.9	21.4	22.1	22.4	20.8	21.6	21.1	21.8	22.1
	3H	21.0	21.7	21.3	22.0	22.2	20.7	21.4	21.0	21.7	22.0
	4H	21.0	21.6	21.3	21.9	22.2	20.7	21.3	21.0	21.6	21.9
	6H	20.9	21.4	21.3	21.8	22.1	20.6	21.2	21.0	21.5	21.8
	8H	20.9	21.4	21.2	21.7	22.1	20.6	21.1	21.0	21.4	21.8
	12H	20.8	21.3	21.2	21.6	22.0	20.5	21.0	21.0	21.4	21.8
8H	4H	20.8	21.3	21.2	21.7	22.1	20.6	21.1	20.9	21.4	21.8
	6H	20.8	21.2	21.2	21.6	22.0	20.5	20.9	20.9	21.3	21.7
	8H	20.7	21.1	21.2	21.5	22.0	20.5	20.8	20.9	21.3	21.7
	12H	20.7	21.0	21.2	21.5	21.9	20.4	20.7	20.9	21.2	21.7
12H	4H	20.8	21.2	21.2	21.6	22.0	20.5	21.0	20.9	21.3	21.7
	6H	20.7	21.1	21.2	21.5	21.9	20.5	20.8	20.9	21.2	21.7
	8H	20.7	21.0	21.2	21.4	21.9	20.4	20.7	20.9	21.2	21.6
Variations with the observer position at spacings(CIE Pub.117) :											
S = 1.0H	+ 3.2 / - 6.8					+ 3.1 / - 6.4					
1.5H	+ 5.1 / - 5.9					+ 5.0 / - 5.6					
2.0H	+ 5.0 / - 3.4					+ 4.6 / - 3.2					

CIE Pub.117, 1125 lm Total Lamp Luminous Flux Correct (8log(F/F0) = 0.4)
 Area: 0.001256 m2

C Range: 0 - 360DEG

C Interval: For a lens beam angle of 60°

Test Speed: HIGH

Temperature:77.54°F

Operators:zoe

Test Date:2024-8-15

γ Range: 0 - 180DEG

γ Interval: 1.0DEG

Test System:EVERFINE GO-SPEX500_V1 SYSTEM V2.00.461

Humidity:65.0%

Test Distance:124.409" [K=1.0000]

Remarks: LAMP:BXRH-30G10T0-G-83 Ra:90

LENS:PM-1084C 50R

NO DRIVER:500mA

30minutes warm-up

UTILIZATION FACTORS TABLE

Test:U:17.667V I:0.5000A P:8.8335W PF:1.0000 Freq:49.99Hz Lamp Flux:1124.6x1 lm		
NAME: CTL-M-1.5-30K-60-RD-FX	TYPE:	WEIGHT:
SPEC.: 3000K	DIM.:	SERIAL No.: 2408151138
MFR.: MERCURY LIGHTING	SUR.: 0.001256m2	Shielding Angle:

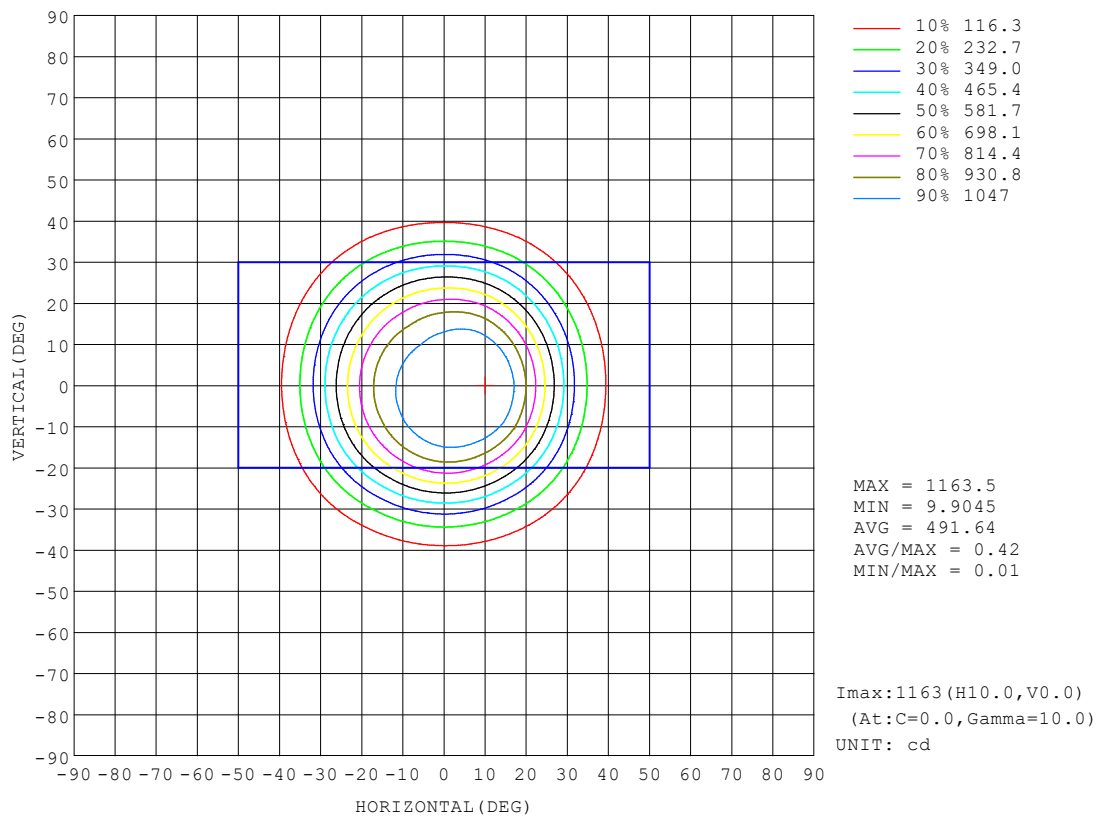
REFLECTANCE										
Ceiling	0.8	0.8	0.8	0.7	0.7	0.7	0.5	0.5	0.5	0
Walls	0.7	0.5	0.3	0.7	0.5	0.3	0.7	0.5	0.3	0
Working plane	0.2	0.2	0.2	0.2	0.2	0.2	0.2	0.2	0.2	0
ROOM INDEX	UTILIZATION FACTORS (PERCENT) $k(RI) \times RCR = 5$									
$k = 0.60$	69	64	61	69	64	61	68	64	61	58
0.80	75	70	67	74	70	67	73	70	67	64
1.00	78	74	71	78	74	71	77	74	71	68
1.25	82	78	75	81	77	75	79	76	74	71
1.50	84	80	77	83	79	77	81	78	76	73
2.00	86	83	80	85	82	79	83	80	78	74
2.50	87	84	82	86	83	81	83	81	80	75
3.00	88	86	84	87	85	83	84	82	81	76
4.00	90	88	86	88	86	85	85	84	83	77
5.00	91	89	88	89	88	86	86	85	84	78
ROOM INDEX	UF(total)									Direct
According to DIN EN 13032-2 2004			Suspended					SHRNOM = 1.25		

C Range: 0 - 360DEG
 C Interval: For a lens beam angle of 60°
 Test Speed: HIGH
 Temperature: 77.54 °F
 Operators: zoe
 Test Date: 2024-8-15

γ Range: 0 - 180DEG
 γ Interval: 1.0DEG
 Test System: EVERFINE GO-SPEX500_V1 SYSTEM V2.00.461
 Humidity: 65.0%
 Test Distance: 124.409" [K=1.0000]
 Remarks: LAMP: BXRH-30G10T0-G-83 Ra:90
 LENS: PM-1084C 50R
 NO DRIVER: 500mA
 30minutes warm-up

ISOCANDELA DIAGRAM

Test:U:17.667V I:0.5000A P:8.8335W PF:1.0000 Freq:49.99Hz Lamp Flux:1124.6x1 lm		
NAME: CTL-M-1.5-30K-60-RD-FX	TYPE:	WEIGHT:
SPEC.: 3000K	DIM.:	SERIAL No.: 2408151138
MFR.: MERCURY LIGHTING	SUR.: 0.001256m2	Shielding Angle:



C Range: 0 - 360DEG

C Interval: For a lens beam angle of 60°

Test Speed: HIGH

Temperature:77.54°F

Operators:zoe

Test Date:2024-8-15

γ Range: 0 - 180DEG

γ Interval: 1.0DEG

Test System:EVERFINE GO-SPEX500_V1 SYSTEM V2.00.461

Humidity:65.0%

Test Distance:124.409" [K=1.0000]

Remarks: LAMP:BXRH-30G10T0-G-83 Ra:90

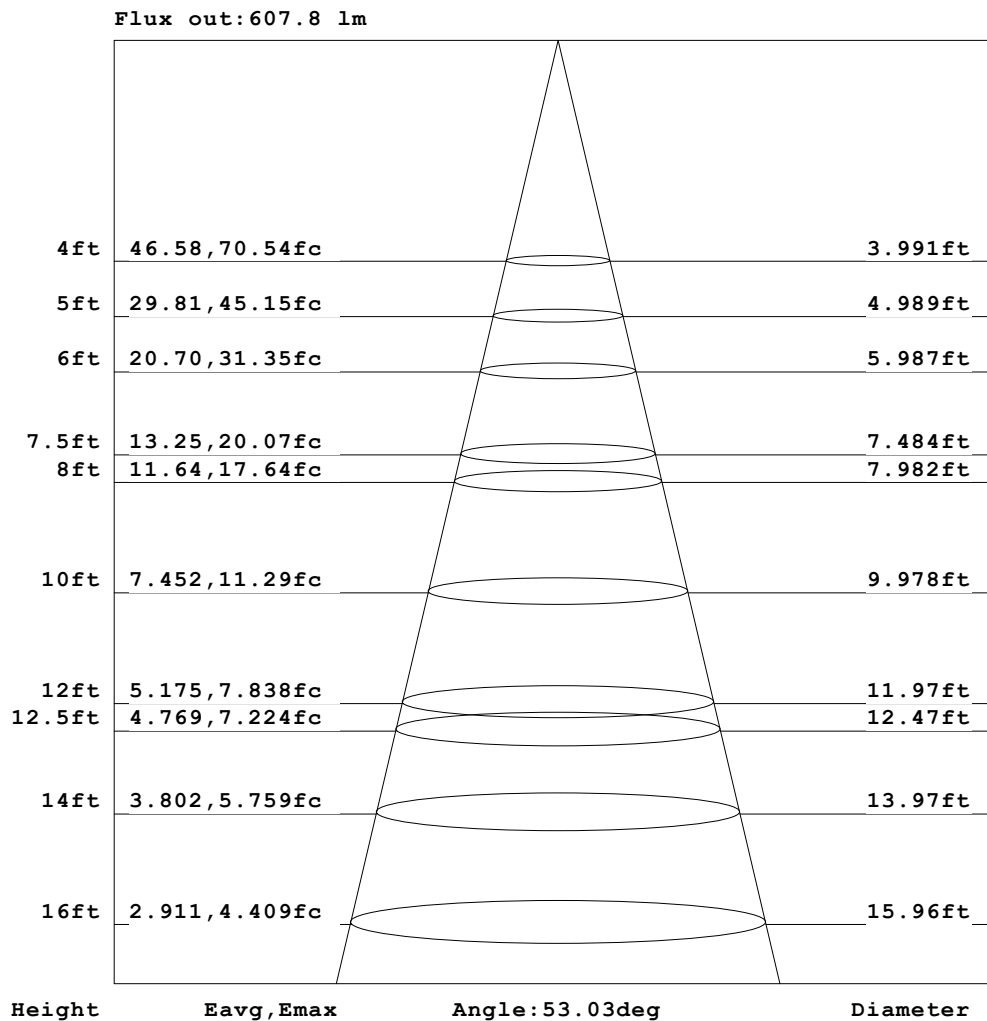
LENS:PM-1084C 50R

NO DRIVER:500mA

30minutes warm-up

AAI Figure

Test:U:17.667V I:0.5000A P:8.8335W PF:1.0000 Freq:49.99Hz Lamp Flux:1124.6x1 lm		
NAME: CTL-M-1.5-30K-60-RD-FX	TYPE:	WEIGHT:
SPEC.: 3000K	DIM.:	SERIAL No.: 2408151138
MFR.: MERCURY LIGHTING	SUR.: 0.001256m2	Shielding Angle:



Note: The Curves indicate the illuminated area and the average illumination when the luminaire is at different distance.

C Range: 0 - 360DEG

C Interval: For a lens beam angle of 60°

Test Speed: HIGH

Temperature: 77.54°F

Operators: zoe

Test Date: 2024-8-15

γ Range: 0 - 180DEG

γ Interval: 1.0DEG

Test System: EVERFINE GO-SPEX500_V1 SYSTEM V2.00.461

Humidity: 65.0%

Test Distance: 124.409" [K=1.0000]

Remarks: LAMP: BXRH-30G10T0-G-83 Ra: 90

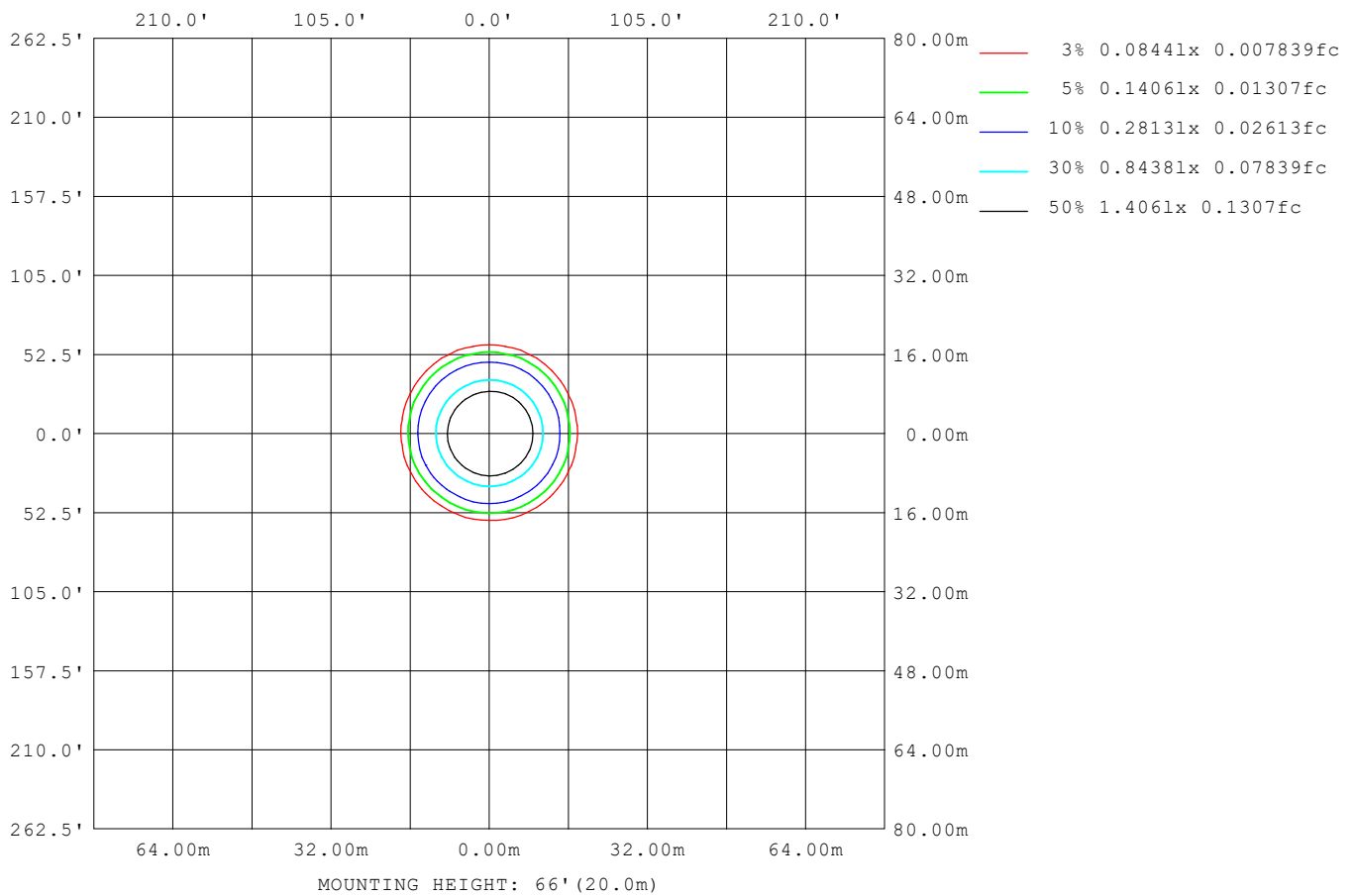
LENS: PM-1084C 50R

NO DRIVER: 500mA

30minutes warm-up

ISOLUX DIAGRAM

Test: U:17.667V I:0.5000A P:8.8335W PF:1.0000 Freq:49.99Hz Lamp Flux: 1124.6x1 lm		
NAME: CTL-M-1.5-30K-60-RD-FX	TYPE:	WEIGHT:
SPEC.: 3000K	DIM.:	SERIAL No.: 2408151138
MFR.: MERCURY LIGHTING	SUR.: 0.001256m2	Shielding Angle:



C Range: 0 - 360DEG C Interval: For a lens beam angle of 60° Test Speed: HIGH Temperature: 77.54°F Operators: zoe Test Date: 2024-8-15	γ Range: 0 - 180DEG γ Interval: 1.0DEG Test System: EVERFINE GO-SPEX500_V1 SYSTEM V2.00.461 Humidity: 65.0% Test Distance: 124.409" [K=1.0000] Remarks: LAMP: BXRH-30G10T0-G-83 Ra:90 LENS: PM-1084C 50R NO DRIVER: 500mA 30minutes warm-up
---	---

LED Avg.L Report

Test:U:17.667V I:0.5000A P:8.8335W PF:1.0000 Freq:49.99Hz Lamp Flux:1124.6x1 lm		
NAME: CTL-M-1.5-30K-60-RD-FX	TYPE:	WEIGHT:
SPEC.: 3000K	DIM.:	SERIAL No.: 2408151138
MFR.: MERCURY LIGHTING	SUR.: 0.001256m2	Shielding Angle:

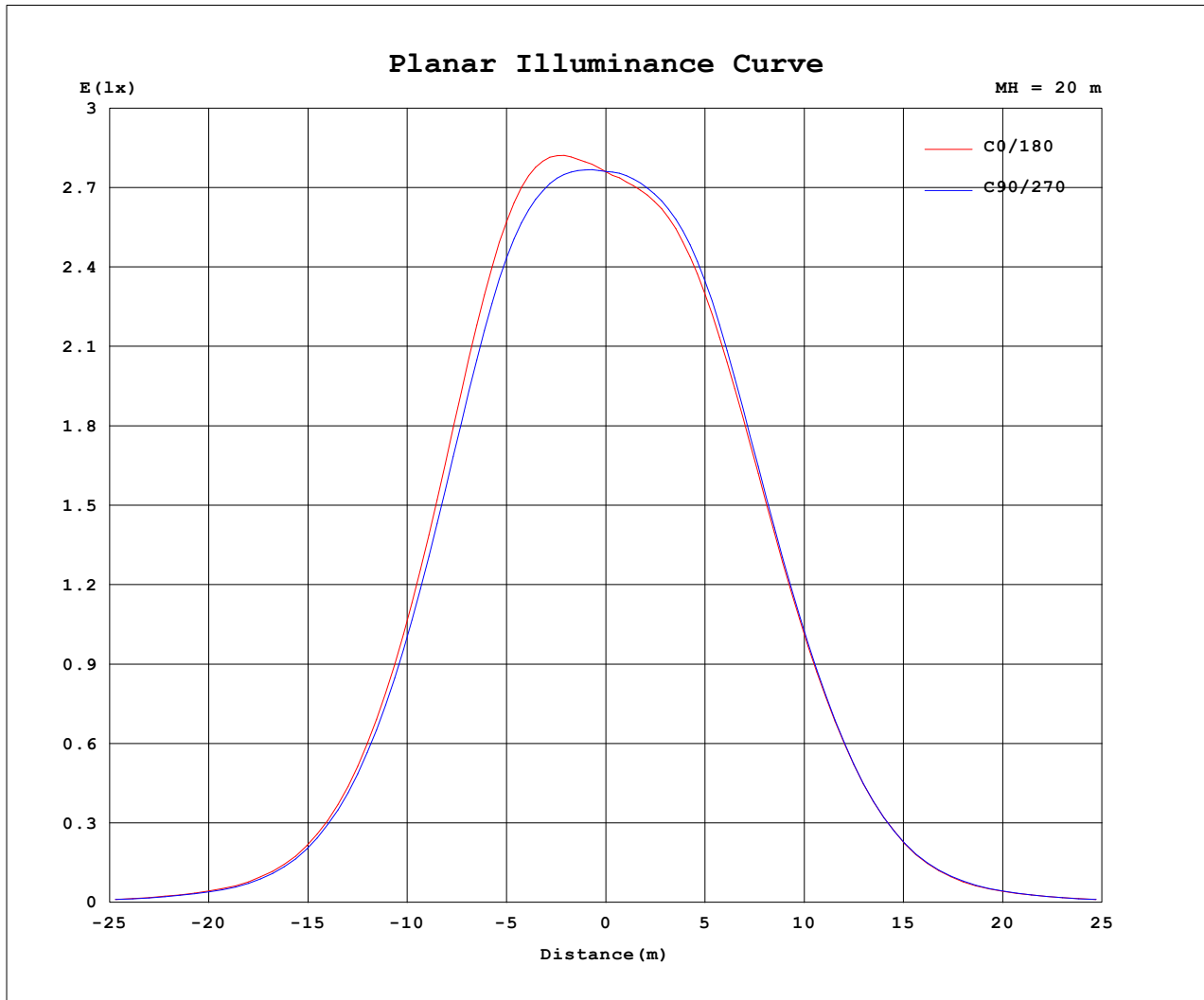
AvgL	cd/m2
L_0~180 (65) av	8360
L_0~180 (75) av	5683
L_0~180 (85) av	4262
L_90~270 (65) av	8388
L_90~270 (75) av	5710
L_90~270 (85) av	4305
L_45 (65) av	8377
L_45 (75) av	5679
L_45 (85) av	4230

Standard: GB/T 29293-2012

C Range: 0 - 360DEG
 C Interval: For a lens beam angle of 60°
 Test Speed: HIGH
 Temperature: 77.54 °F
 Operators: zoe
 Test Date: 2024-8-15

γ Range: 0 - 180DEG
 γ Interval: 1.0DEG
 Test System: EVERFINE GO-SPEX500_V1 SYSTEM V2.00.461
 Humidity: 65.0%
 Test Distance: 124.409" [K=1.0000]
 Remarks: LAMP: BXRH-30G10T0-G-83 Ra: 90
 LENS: PM-1084C 50R
 NO DRIVER: 500mA
 30minutes warm-up

Planar Illuminance Curve



C Range: 0 - 360DEG

C Interval: For a lens beam angle of 60°

Test Speed: HIGH

Temperature: 77.54°F

Operators: zoe

Test Date: 2024-8-15

γ Range: 0 - 180DEG

γ Interval: 1.0DEG

Test System: EVERFINE GO-SPEX500_V1 SYSTEM V2.00.461

Humidity: 65.0%

Test Distance: 124.409" [K=1.0000]

Remarks: LAMP: BXRH-30G10T0-G-83 Ra: 90

LENS: PM-1084C 50R

NO DRIVER: 500mA

30minutes warm-up

LUMINOUS DISTRIBUTION INTENSITY DATA

Test:U:17.667V I:0.5000A P:8.8335W PF:1.0000 Freq:49.99Hz Lamp Flux:1124.6x1 lm		
NAME: CTL-M-1.5-30K-60-RD-FX	TYPE:	WEIGHT:
SPEC.: 3000K	DIM.:	SERIAL No.: 2408151138
MFR.: MERCURY LIGHTING	SUR.: 0.001256m2	Shielding Angle:

Table--1

UNIT: cd

C (DEG) γ (DEG)	0	30	60	90	120	150	180	210	240	270	300	330						
0	1104	1104	1104	1104	1104	1104	1104	1104	1104	1104	1104	1104						
5	1139	1139	1130	1116	1103	1094	1089	1087	1090	1099	1115	1130						
10	1164	1161	1138	1112	1090	1076	1066	1061	1062	1081	1113	1145						
15	1107	1105	1069	1045	1019	997	986	980	978	1008	1053	1085						
20	930	926	892	873	851	840	835	827	826	849	890	914						
25	676	671	648	637	624	632	633	630	631	641	663	672						
30	426	421	404	402	396	414	422	425	424	425	435	429						
35	226	223	213	215	210	226	234	236	236	234	238	230						
40	105	104	100.0	98.2	94.9	101	107	108	111	109	111	107						
45	49.2	48.5	47.6	45.6	43.7	45.8	48.5	48.8	50.4	49.9	50.6	49.6						
50	23.1	23.1	22.6	22.0	21.2	21.8	22.6	22.4	22.7	22.2	22.9	22.7						
55	11.4	11.6	11.6	11.5	11.4	11.5	11.4	11.3	11.3	11.0	10.9	11.2						
60	6.98	7.08	7.12	7.21	7.13	7.12	7.03	6.99	6.99	6.91	6.84	6.88						
65	4.39	4.49	4.54	4.61	4.60	4.57	4.49	4.41	4.37	4.30	4.29	4.30						
70	2.74	2.79	2.82	2.86	2.87	2.86	2.83	2.78	2.75	2.72	2.71	2.71						
75	1.82	1.86	1.88	1.91	1.91	1.90	1.87	1.83	1.82	1.80	1.79	1.79						
80	1.08	1.09	1.11	1.13	1.12	1.11	1.10	1.07	1.06	1.05	1.05	1.05						
85	0.47	0.48	0.48	0.50	0.48	0.47	0.47	0.45	0.45	0.45	0.45	0.45						
90	0.00	0.00	0.00	0.00	0.00	0.00	0.00	0.00	0.00	0.00	0.00	0.00						
95	0.00	0.00	0.00	0.00	0.00	0.00	0.00	0.00	0.00	0.00	0.00	0.00						
100	0.00	0.00	0.00	0.00	0.00	0.00	0.00	0.00	0.00	0.00	0.00	0.00						
105	0.00	0.00	0.00	0.00	0.00	0.00	0.00	0.00	0.00	0.00	0.00	0.00						
110	0.00	0.00	0.00	0.00	0.00	0.00	0.00	0.00	0.00	0.00	0.00	0.00						
115	0.00	0.00	0.00	0.00	0.00	0.00	0.00	0.00	0.00	0.00	0.00	0.00						
120	0.00	0.00	0.00	0.00	0.00	0.00	0.00	0.00	0.00	0.00	0.00	0.00						
125	0.00	0.00	0.00	0.00	0.00	0.00	0.00	0.00	0.00	0.00	0.00	0.00						
130	0.00	0.00	0.00	0.00	0.00	0.00	0.00	0.00	0.00	0.00	0.00	0.00						
135	0.00	0.00	0.00	0.00	0.00	0.00	0.00	0.00	0.00	0.00	0.00	0.00						
140	0.00	0.00	0.00	0.00	0.00	0.00	0.00	0.00	0.00	0.00	0.00	0.00						
145	0.00	0.00	0.00	0.00	0.00	0.00	0.00	0.00	0.00	0.00	0.00	0.00						
150	0.00	0.00	0.00	0.00	0.00	0.00	0.00	0.00	0.00	0.00	0.00	0.00						
155	0.00	0.00	0.00	0.00	0.00	0.00	0.00	0.00	0.00	0.00	0.00	0.00						
160	0.00	0.00	0.00	0.00	0.00	0.00	0.00	0.00	0.00	0.00	0.00	0.00						
165	0.00	0.00	0.00	0.00	0.00	0.00	0.00	0.00	0.00	0.00	0.00	0.00						
170	0.00	0.00	0.00	0.00	0.00	0.00	0.00	0.00	0.00	0.00	0.00	0.00						
175	0.00	0.00	0.00	0.00	0.00	0.00	0.00	0.00	0.00	0.00	0.00	0.00						
180	0.00	0.00	0.00	0.00	0.00	0.00	0.00	0.00	0.00	0.00	0.00	0.00						

C Range: 0 - 360DEG

C Interval: For a lens beam angle of 60°

Test Speed: HIGH

Temperature: 77.54 °F

Operators: zoe

Test Date: 2024-8-15

γ Range: 0 - 180DEG

γ Interval: 1.0DEG

Test System: EVERFINE GO-SPEX500_V1 SYSTEM V2.00.461

Humidity: 65.0%

Test Distance: 124.409" [K=1.0000]

Remarks: LAMP: BXRH-30G10T0-G-83 Ra: 90

LENS: PM-1084C 50R

NO DRIVER: 500mA

30minutes warm-up