


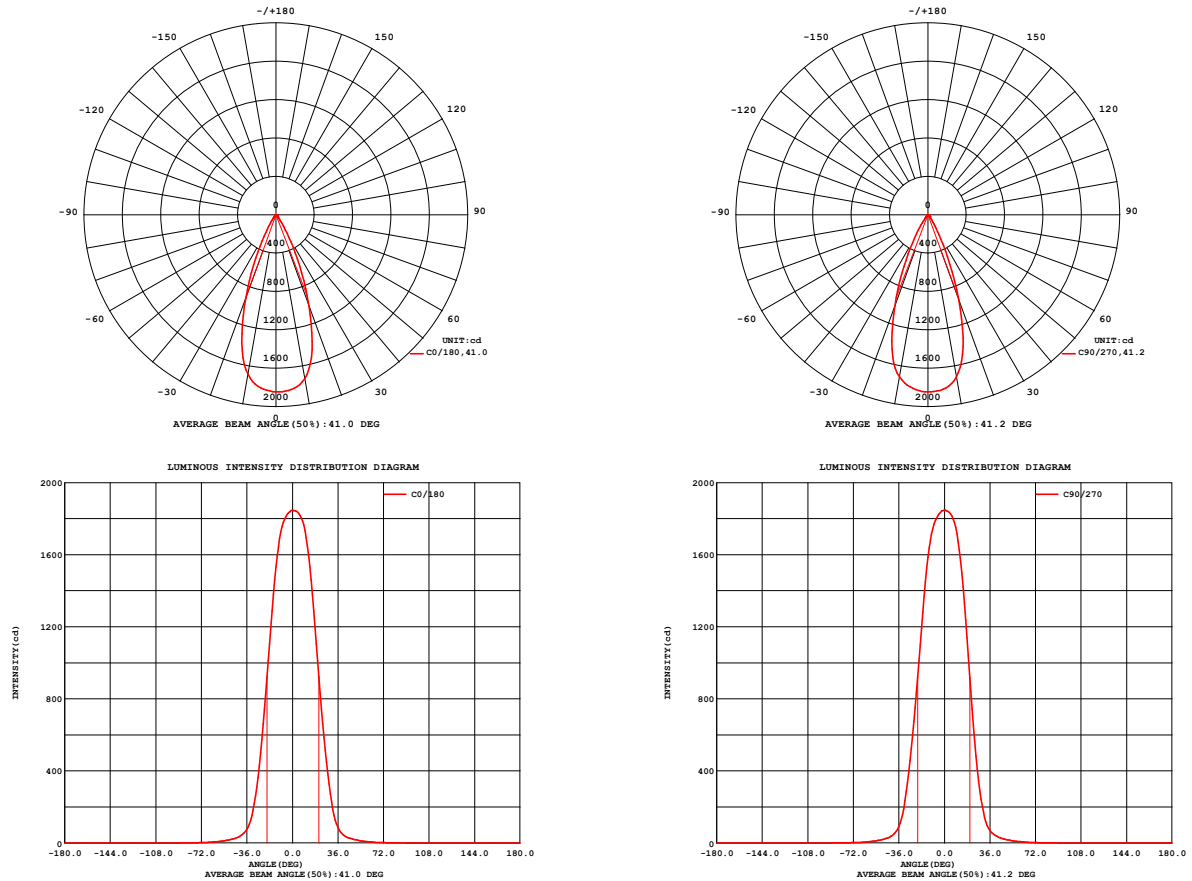
Photometric report for Flanged and Flangeless Trim



Light Output Ratio:	81.1%	
Luminaire Power:	8.831 W	
SHR Nominal:	0.50	Calculated using the TM5
SHR Maximum:	0.65	fine grid method.

C Range: 0 - 360DEG  
C Interval: For a lens beam angle of 36°  
Test Speed: HIGH  
Temperature: 77.54 °F  
Operators: zoe  
Test Date: 2024-8-15

γ Range: 0 - 180DEG  
γ Interval: 1.0DEG  
Test System: EVERFINE GO-SPEX500\_V1 SYSTEM V2.00.461  
Humidity: 65.0%  
Test Distance: 124.409" [K=1.0000]  
Remarks: LAMP: BXRH-30G10T0-G-83 Ra: 90  
LENS: PM-1084B 36R  
NO DRIVER: 500mA  
30minutes warm-up

**LUMINOUS INTENSITY DISTRIBUTION DIAGRAM**

**Fig. C0/C180**
**Fig. C90/C270**

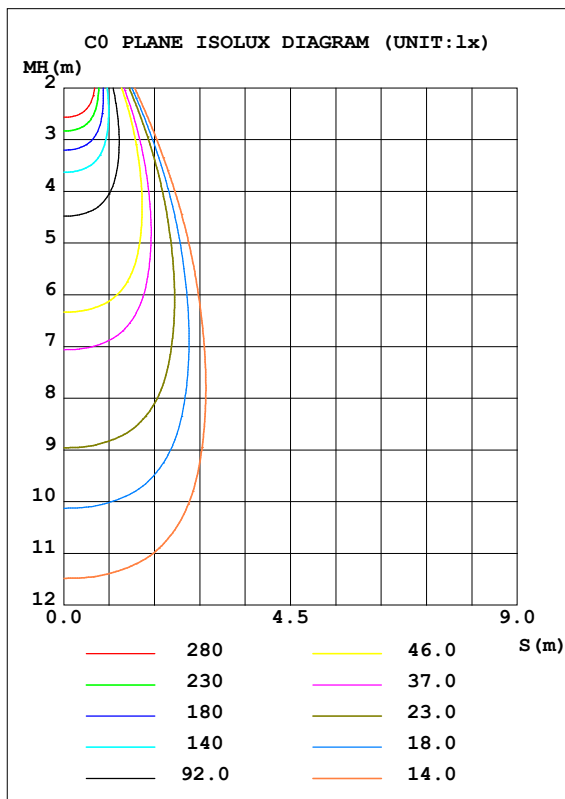
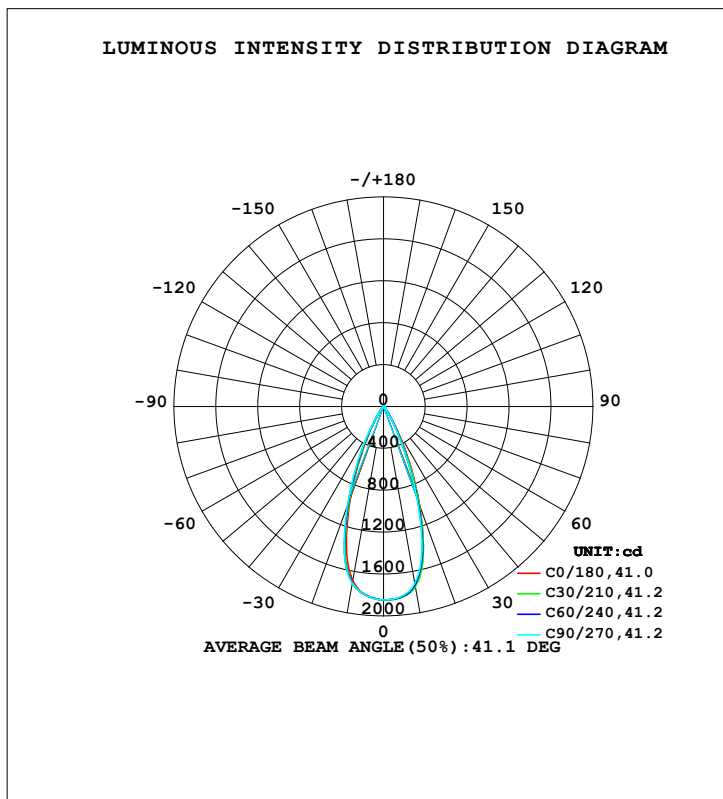
C Range: 0 - 360DEG  
 C Interval: For a lens beam angle of 36°  
 Test Speed: HIGH  
 Temperature: 77.54 °F  
 Operators: zoe  
 Test Date: 2024-8-15

γ Range: 0 - 180DEG  
 γ Interval: 1.0DEG  
 Test System: EVERFINE GO-SPEX500\_V1 SYSTEM V2.00.461  
 Humidity: 65.0%  
 Test Distance: 124.409" [K=1.0000]  
 Remarks: LAMP: BXRH-30G10T0-G-83 Ra:90  
 LENS: PM-1084B 36R  
 NO DRIVER: 500mA  
 30minutes warm-up

## LUMINAIRE PHOTOMETRIC TEST REPORT

Test:U:17.662V I:0.5000A P:8.8310W PF:1.0000 Freq:49.99Hz Lamp Flux:1124.6x1 lm		
NAME: CTL-M-1.5-30K-36-RD-FX	TYPE:	WEIGHT:
SPEC.: 3000K	DIM.:	SERIAL No.: 2408151137
MFR.: MERCURY LIGHTING	SUR.: 0.001256m2	Shielding Angle:

DATA OF LAMP		PHOTOMETRIC DATA Eff: 103.22 lm/W			
MODEL	Brideglux	I <sub>max</sub> (cd)	1847	S/MH (C0/180)	0.62
NOMINAL POWER (W)	9	LOR (%)	81.1	S/MH (C90/270)	0.65
RATED VOLTAGE (V)	18	TOTAL FLUX (lm)	911.53	☒ UP, DN (C0-180)	0.0, 39.7
NOMINAL FLUX (lm)	1124.6	CIE CLASS	DIRECT	☒ UP, DN (C180-360)	0.0, 41.4
LAMPS INSIDE	1	☒ up (%)	0.0	CIBSE SHR NOM	0.50
TEST VOLTAGE (V)	18	☒ down (%)	81.1	CIBSE SHR MAX	0.65



C Range: 0 - 360DEG

C Interval: For a lens beam angle of 36°

Test Speed: HIGH

Temperature: 77.54 °F

Operators: zoe

Test Date: 2024-8-15

γ Range: 0 - 180DEG

γ Interval: 1.0DEG

Test System: EVERFINE GO-SPEX500\_V1 SYSTEM V2.00.461

Humidity: 65.0%

Test Distance: 124.409" [K=1.0000]

Remarks: LAMP: BXRH-30G10T0-G-83 Ra: 90

LENS: PM-1084B 36R

NO DRIVER: 500mA

30minutes warm-up

### ZONAL FLUX DIAGRAM

#### ZONAL FLUX DIAGRAM:

°	C0	C45	C90	C135	C180	C225	C270	C315	°	zone	total	%lum,lamp
10	1733	1740	1715	1685	1689	1710	1716	1719	0- 10	170.6	170.6	18.7,15.2
20	1013	980.3	937.5	896.9	923.5	979.7	1010	1023	10- 20	383.9	554.5	60.8,49.3
30	273.1	231.3	205.8	199.3	219.4	245.5	283.8	296.3	20- 30	250.3	804.8	88.3,71.6
40	47.12	45.38	44.14	43.92	44.75	45.66	48.22	48.16	30- 40	68.31	873.1	95.8,77.6
50	17.77	18.09	17.64	17.22	17.42	17.58	17.38	17.43	40- 50	21.82	894.9	98.2,79.6
60	6.930	7.133	7.220	7.003	6.860	6.830	6.776	6.789	50- 60	10.17	905.1	99.3,80.5
70	2.393	2.403	2.427	2.424	2.416	2.399	2.397	2.391	60- 70	4.285	909.4	99.8,80.9
80	0.9006	0.9023	0.9216	0.9056	0.9005	0.8896	0.8922	0.8926	70- 80	1.679	911.1	100,81
90	0	0	0	0	0	0	0	0	80- 90	0.4376	911.5	100,81.1
100	0	0	0	0	0	0	0	0	90-100	0	911.5	100,81.1
110	0	0	0	0	0	0	0	0	100-110	0	911.5	100,81.1
120	0	0	0	0	0	0	0	0	110-120	0	911.5	100,81.1
130	0	0	0	0	0	0	0	0	120-130	0	911.5	100,81.1
140	0	0	0	0	0	0	0	0	130-140	0	911.5	100,81.1
150	0	0	0	0	0	0	0	0	140-150	0	911.5	100,81.1
160	0	0	0	0	0	0	0	0	150-160	0	911.5	100,81.1
170	0	0	0	0	0	0	0	0	160-170	0	911.5	100,81.1
180	0	0	0	0	0	0	0	0	170-180	0	911.5	100,81.1
DEG	LUMINOUS INTENSITY:cd									UNIT:lm		

C Range: 0 - 360DEG

C Interval: For a lens beam angle of 36°

Test Speed: HIGH

Temperature:77.54°F

Operators:zoe

Test Date:2024-8-15

γ Range: 0 - 180DEG

γ Interval: 1.0DEG

Test System:EVERFINE GO-SPEX500\_V1 SYSTEM V2.00.461

Humidity:65.0%

Test Distance:124.409" [K=1.0000]

Remarks: LAMP:BXRH-30G10T0-G-83 Ra:90

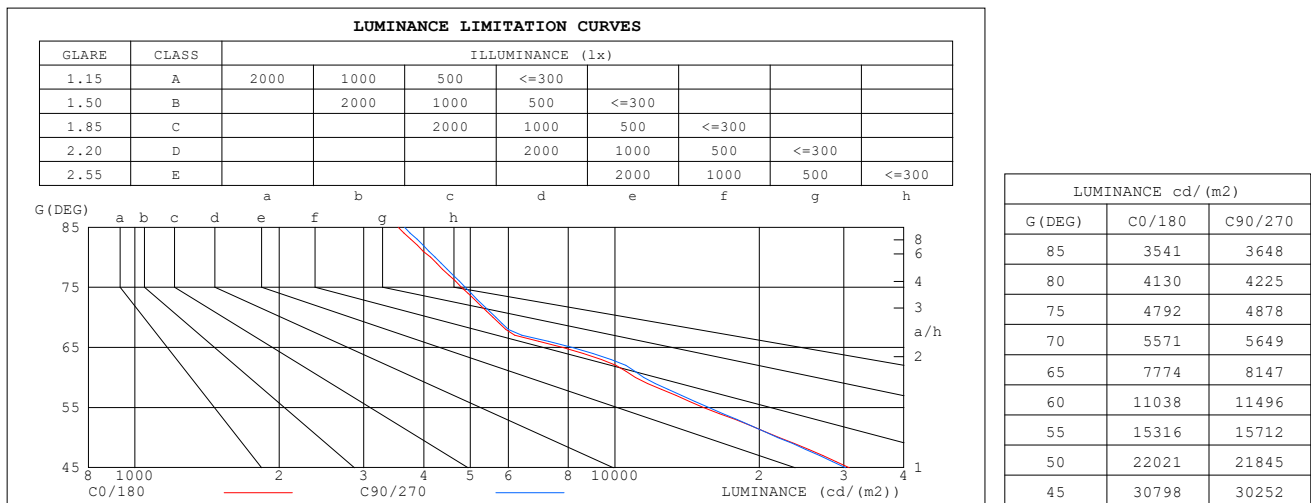
LENS:PM-1084B 36R

NO DRIVER:500mA

30minutes warm-up

LUMINANCE LIMITATION CURVES

Test:U:17.662V I:0.5000A P:8.8310W PF:1.0000 Freq:49.99Hz Lamp Flux:1124.6x1 lm		
NAME: CTL-M-1.5-30K-36-RD-FX	TYPE:	WEIGHT:
SPEC.: 3000K	DIM.:	SERIAL No.: 2408151137
MFR.: MERCURY LIGHTING	SUR.: 0.001256m2	Shielding Angle:



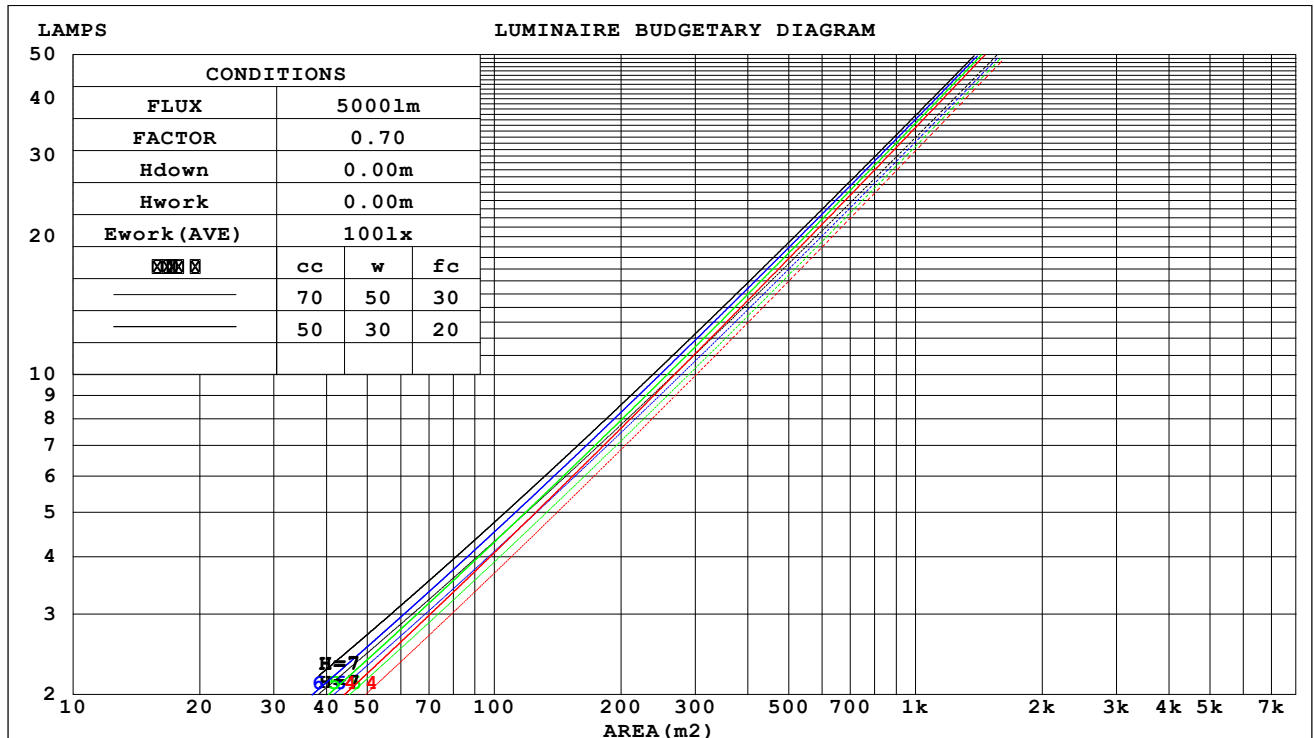
C Range: 0 - 360DEG  
C Interval: For a lens beam angle of 36°  
Test Speed: HIGH  
Temperature: 77.54°F  
Operators: zoe  
Test Date: 2024-8-15

γ Range: 0 - 180DEG  
γ Interval: 1.0DEG  
Test System: EVERFINE GO-SPEX500\_V1 SYSTEM V2.00.461  
Humidity: 65.0%  
Test Distance: 124.409" [K=1.0000]  
Remarks: LAMP: BXRH-30G10T0-G-83 Ra: 90  
LENS: PM-1084B 36R  
NO DRIVER: 500mA  
30minutes warm-up

## CU AND LUMINAIRE BUDGETARY ESTIMATE DIAGRAM

Test:U:17.662V I:0.5000A P:8.8310W PF:1.0000 Freq:49.99Hz Lamp Flux:1124.6x1 lm		
NAME: CTL-M-1.5-30K-36-RD-FX	TYPE:	WEIGHT:
SPEC.: 3000K	DIM.:	SERIAL No.: 2408151137
MFR.: MERCURY LIGHTING	SUR.: 0.001256m2	Shielding Angle:

cc	80%			70%			50%			30%			10%			0
w	50%	30%	10%	50%	30%	10%	50%	30%	10%	50%	30%	10%	50%	30%	10%	0
fc	20%			20%			20%			20%			20%			0
RCR	RCR:Room Cavity Ratio															



C Range: 0 - 360DEG

C Interval: For a lens beam angle of 36°

Test Speed: HIGH

Temperature: 77.54 °F

Operators: zoe

Test Date: 2024-8-15

γ Range: 0 - 180DEG

γ Interval: 1.0DEG

Test System: EVERFINE GO-SPEX500\_V1 SYSTEM V2.00.461

Humidity: 65.0%

Test Distance: 124.409" [K=1.0000]

Remarks: LAMP: BXRH-30G10T0-G-83 Ra: 90

LENS: PM-1084B 36R

NO DRIVER: 500mA

30minutes warm-up

**WEC AND CCEC**

Test:U:17.662V I:0.5000A P:8.8310W PF:1.0000 Freq:49.99Hz Lamp Flux:1124.6x1 lm		
NAME: CTL-M-1.5-30K-36-RD-FX	TYPE:	WEIGHT:
SPEC.: 3000K	DIM.:	SERIAL No.: 2408151137
MFR.: MERCURY LIGHTING	SUR.: 0.001256m2	Shielding Angle:

cc	80%			70%			50%			30%			10%			0
w	50%	30%	10%	50%	30%	10%	50%	30%	10%	50%	30%	10%	50%	30%	10%	0
fc	20%			20%			20%			20%			20%			0
RCR	RCR:Room Cavity Ratio						Wall Exitance Coefficients(WEC)									
0.0																
1.0	.128	.073	.023	.123	.070	.022	.113	.065	.021	.104	.060	.019	.095	.055	.018	
2.0	.121	.066	.020	.116	.064	.020	.108	.060	.019	.100	.056	.018	.093	.053	.017	
3.0	.114	.061	.018	.110	.059	.018	.103	.056	.017	.097	.053	.016	.090	.050	.015	
4.0	.108	.056	.016	.105	.055	.016	.099	.052	.016	.093	.050	.015	.088	.048	.015	
5.0	.102	.052	.015	.100	.051	.015	.094	.049	.014	.089	.047	.014	.085	.045	.014	
6.0	.097	.049	.014	.095	.048	.014	.090	.046	.013	.086	.045	.013	.082	.043	.013	
7.0	.093	.046	.013	.091	.045	.013	.087	.044	.013	.083	.043	.012	.079	.041	.012	
8.0	.089	.043	.012	.087	.043	.012	.083	.042	.012	.080	.041	.012	.077	.039	.011	
9.0	.085	.041	.011	.083	.041	.011	.080	.040	.011	.077	.039	.011	.074	.038	.011	
10.0	.082	.039	.011	.080	.039	.011	.077	.038	.011	.075	.037	.011	.072	.036	.010	

cc	80%			70%			50%			30%			10%			0
w	50%	30%	10%	50%	30%	10%	50%	30%	10%	50%	30%	10%	50%	30%	10%	0
fc	20%			20%			20%			20%			20%			0
RCR	RCR:Room Cavity Ratio						Ceiling Cavity Exitance Coefficients(CCEC)									
0.0	.154	.154	.154	.132	.132	.132	.090	.090	.090	.052	.052	.052	.017	.017	.017	
1.0	.138	.128	.119	.118	.110	.102	.081	.075	.071	.046	.044	.041	.015	.014	.013	
2.0	.124	.107	.093	.106	.093	.081	.073	.064	.056	.042	.037	.033	.013	.012	.011	
3.0	.113	.092	.075	.097	.079	.065	.067	.055	.046	.038	.032	.027	.012	.010	.009	
4.0	.104	.080	.061	.089	.069	.053	.061	.048	.037	.035	.028	.022	.011	.009	.007	
5.0	.096	.070	.051	.083	.061	.044	.057	.042	.031	.033	.025	.019	.011	.008	.006	
6.0	.090	.062	.043	.077	.054	.037	.053	.038	.026	.031	.022	.016	.010	.007	.005	
7.0	.084	.056	.036	.072	.048	.032	.050	.034	.022	.029	.020	.013	.009	.007	.004	
8.0	.079	.051	.031	.068	.044	.027	.047	.031	.019	.027	.018	.011	.009	.006	.004	
9.0	.075	.046	.027	.064	.040	.024	.045	.028	.017	.026	.017	.010	.008	.005	.003	
10.0	.071	.043	.024	.061	.037	.021	.042	.026	.015	.025	.015	.009	.008	.005	.003	

C Range: 0 - 360DEG

C Interval: For a lens beam angle of 36°

Test Speed: HIGH

Temperature:77.54°F

Operators:zoe

Test Date:2024-8-15

γ Range: 0 - 180DEG

γ Interval: 1.0DEG

Test System:EVERFINE GO-SPEX500\_V1 SYSTEM V2.00.461

Humidity:65.0%

Test Distance:124.409" [K=1.0000]

Remarks: LAMP:BXRH-30G10T0-G-83 Ra:90

LENS:PM-1084B 36R

NO DRIVER:500mA

30minutes warm-up

## UGR(Unified Glare Rating) Table

Test:U:17.662V I:0.5000A P:8.8310W PF:1.0000 Freq:49.99Hz Lamp Flux:1124.6x1 lm											
NAME: CTL-M-1.5-30K-36-RD-FX					TYPE:			WEIGHT:			
SPEC.: 3000K					DIM.:			SERIAL No.: 2408151137			
MFR.: MERCURY LIGHTING					SUR.: 0.001256m2			Shielding Angle:			
ceiling/cavity	0.7	0.7	0.5	0.5	0.3	0.7	0.7	0.5	0.5	0.3	
walls	0.5	0.3	0.5	0.3	0.3	0.5	0.3	0.5	0.3	0.3	
working plane	0.2	0.2	0.2	0.2	0.2	0.2	0.2	0.2	0.2	0.2	
Room dimensions		Viewed crosswise					Viewed endwise				
x = 2H y = 2H	2H	17.0	17.8	17.2	17.9	18.1	16.2	17.0	16.4	17.2	17.3
	3H	16.9	17.7	17.2	17.9	18.1	16.2	16.9	16.5	17.1	17.3
	4H	16.9	17.6	17.2	17.8	18.0	16.2	16.9	16.5	17.1	17.3
	6H	16.9	17.5	17.1	17.7	18.0	16.2	16.8	16.5	17.1	17.3
	8H	16.8	17.5	17.1	17.7	18.0	16.1	16.8	16.4	17.0	17.3
	12H	16.8	17.4	17.1	17.7	17.9	16.1	16.7	16.4	17.0	17.3
4H	2H	16.8	17.6	17.1	17.8	18.0	16.1	16.8	16.4	17.0	17.3
	3H	16.8	17.5	17.2	17.7	18.0	16.2	16.8	16.5	17.0	17.3
	4H	16.8	17.4	17.2	17.7	18.0	16.2	16.7	16.5	17.0	17.3
	6H	16.8	17.3	17.2	17.6	18.0	16.2	16.7	16.5	17.0	17.3
	8H	16.8	17.2	17.2	17.6	18.0	16.2	16.6	16.5	17.0	17.3
	12H	16.8	17.2	17.2	17.5	17.9	16.1	16.5	16.5	16.9	17.3
8H	4H	16.7	17.2	17.1	17.5	17.9	16.1	16.5	16.5	16.9	17.3
	6H	16.7	17.1	17.1	17.5	17.9	16.1	16.5	16.5	16.9	17.3
	8H	16.7	17.0	17.2	17.5	17.9	16.1	16.4	16.5	16.8	17.3
	12H	16.7	17.0	17.2	17.4	17.9	16.1	16.4	16.5	16.8	17.3
12H	4H	16.7	17.1	17.1	17.5	17.9	16.0	16.5	16.4	16.8	17.2
	6H	16.7	17.0	17.1	17.4	17.9	16.1	16.4	16.5	16.8	17.2
	8H	16.7	17.0	17.1	17.4	17.9	16.1	16.3	16.5	16.8	17.3
Variations with the observer position at spacings(CIE Pub.117):											
S = 1.0H	+ 2.4 / - 3.1					+ 1.8 / - 2.7					
1.5H	+ 3.6 / - 2.2					+ 2.8 / - 1.9					
2.0H	+ 2.8 / - 2.3					+ 2.7 / - 2.3					

CIE Pub.117, 1125 lm Total Lamp Luminous Flux Correct (8log(F/F0) = 0.4)  
 Area: 0.001256 m2

C Range: 0 - 360DEG	γ Range: 0 - 180DEG
C Interval: For a lens beam angle of 36°	γ Interval: 1.0DEG
Test Speed: HIGH	Test System:EVERFINE GO-SPEX500_V1 SYSTEM V2.00.461
Temperature:77.54°F	Humidity:65.0%
Operators:zoe	Test Distance:124.409" [K=1.0000]
Test Date:2024-8-15	Remarks: LAMP:BXRH-30G10T0-G-83 Ra:90
	LENS:PM-1084B 36R
	NO DRIVER:500mA
	30minutes warm-up



**UTILIZATION FACTORS TABLE**

Test:U:17.662V I:0.5000A P:8.8310W PF:1.0000 Freq:49.99Hz Lamp Flux:1124.6x1 lm		
NAME: CTL-M-1.5-30K-36-RD-FX	TYPE:	WEIGHT:
SPEC.: 3000K	DIM.:	SERIAL No.: 2408151137
MFR.: MERCURY LIGHTING	SUR.: 0.001256m2	Shielding Angle:

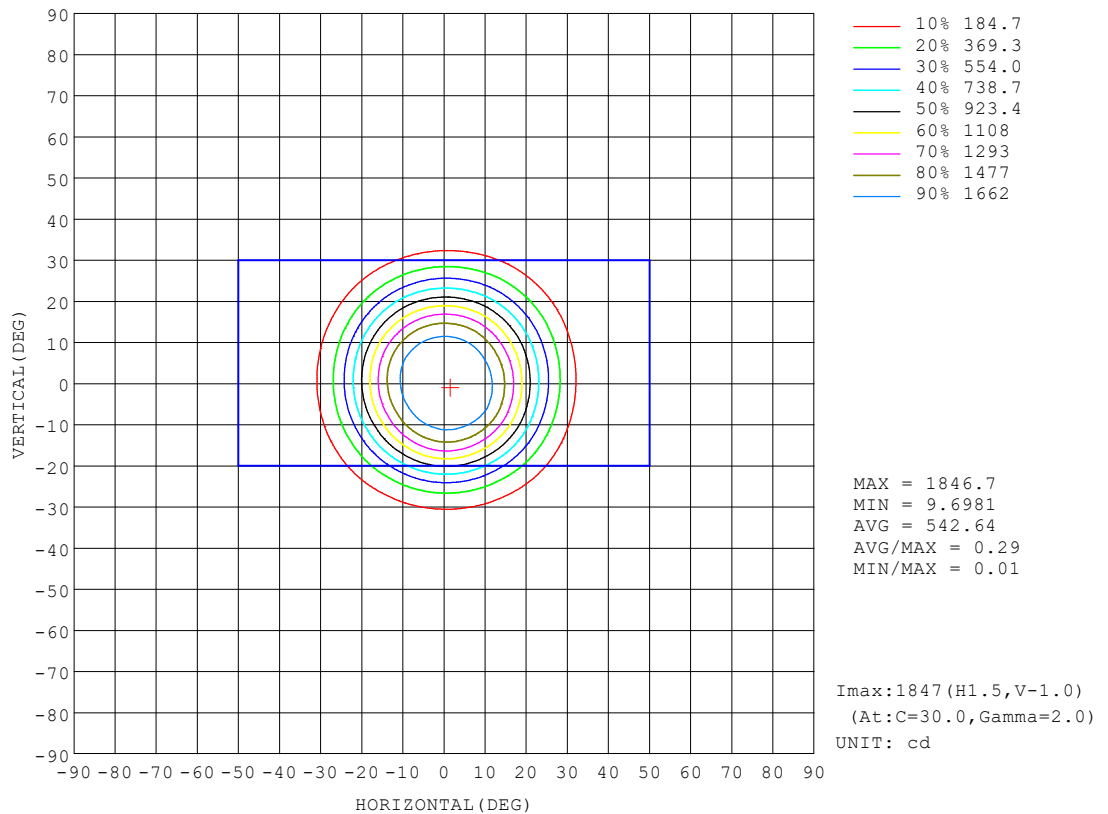
REFLECTANCE										
Ceiling	0.8	0.8	0.8	0.7	0.7	0.7	0.5	0.5	0.5	0
Walls	0.7	0.5	0.3	0.7	0.5	0.3	0.7	0.5	0.3	0
Working plane	0.2	0.2	0.2	0.2	0.2	0.2	0.2	0.2	0.2	0
ROOM INDEX	UTILIZATION FACTORS (PERCENT) $k(RI) \times RCR = 5$									
$k = 0.60$	72	67	64	72	67	64	71	67	64	61
0.80	78	73	71	77	73	70	76	73	70	67
1.00	81	77	74	81	77	74	79	76	74	70
1.25	84	80	78	84	80	77	82	79	77	73
1.50	86	83	80	85	82	80	84	81	79	75
2.00	88	85	83	87	84	82	85	83	81	77
2.50	90	87	84	88	86	84	86	84	82	77
3.00	91	88	86	89	87	85	87	85	83	78
4.00	92	90	89	91	89	88	88	87	85	80
5.00	93	92	90	92	90	89	89	88	87	80
ROOM INDEX	UF (total)									Direct
According to DIN EN 13032-2 2004			Suspended					SHRNOM = 1.25		

C Range: 0 - 360DEG  
 C Interval: For a lens beam angle of 36°  
 Test Speed: HIGH  
 Temperature: 77.54 °F  
 Operators: zoe  
 Test Date: 2024-8-15

γ Range: 0 - 180DEG  
 γ Interval: 1.0DEG  
 Test System: EVERFINE GO-SPEX500\_V1 SYSTEM V2.00.461  
 Humidity: 65.0%  
 Test Distance: 124.409" [K=1.0000]  
 Remarks: LAMP: BXRH-30G10T0-G-83 Ra:90  
 LENS: PM-1084B 36R  
 NO DRIVER: 500mA  
 30minutes warm-up

## ISOCANDELA DIAGRAM

Test:U:17.662V I:0.5000A P:8.8310W PF:1.0000 Freq:49.99Hz Lamp Flux:1124.6x1 lm		
NAME: CTL-M-1.5-30K-36-RD-FX	TYPE:	WEIGHT:
SPEC.: 3000K	DIM.:	SERIAL No.: 2408151137
MFR.: MERCURY LIGHTING	SUR.: 0.001256m2	Shielding Angle:



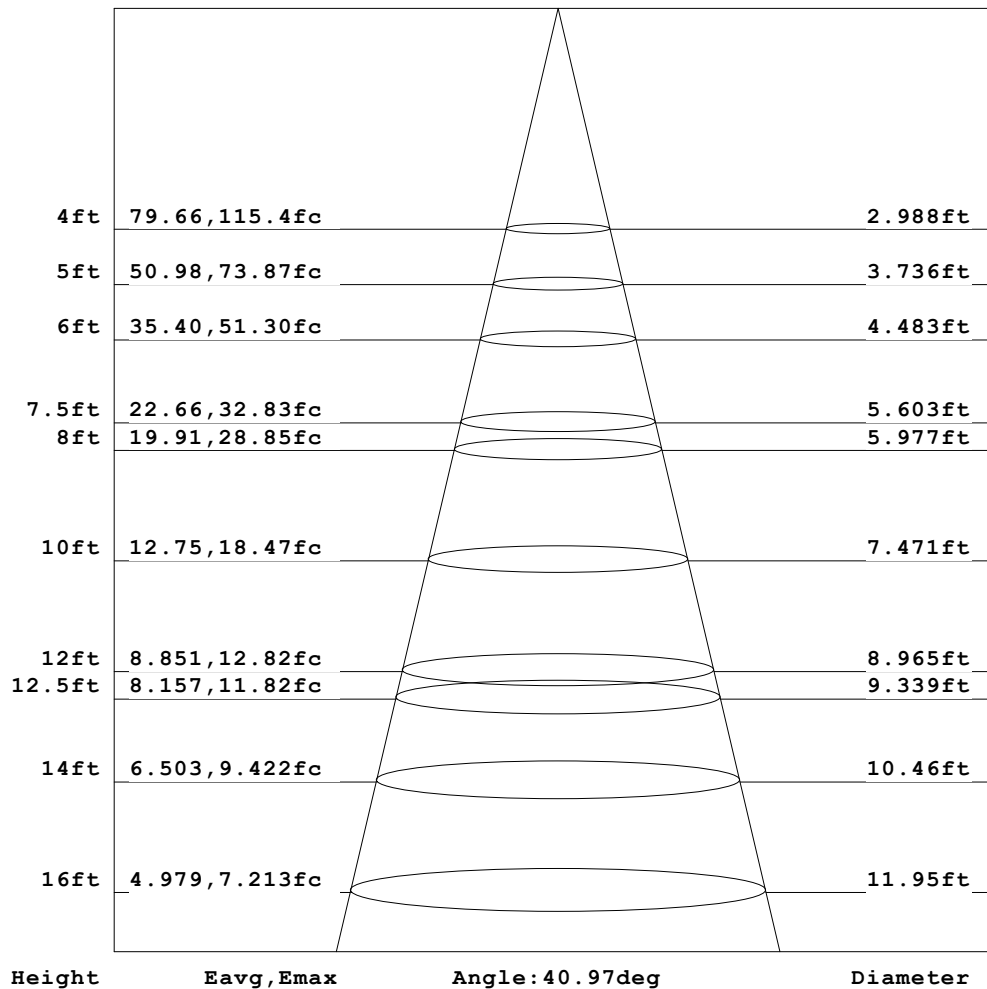
C Range: 0 - 360DEG  
 C Interval: For a lens beam angle of 36°  
 Test Speed: HIGH  
 Temperature: 77.54°F  
 Operators: zoe  
 Test Date: 2024-8-15

γ Range: 0 - 180DEG  
 γ Interval: 1.0DEG  
 Test System: EVERFINE GO-SPEX500\_V1 SYSTEM V2.00.461  
 Humidity: 65.0%  
 Test Distance: 124.409" [K=1.0000]  
 Remarks: LAMP: BXRH-30G10T0-G-83 Ra: 90  
 LENS: PM-1084B 36R  
 NO DRIVER: 500mA  
 30minutes warm-up

## AAI Figure

Test:U:17.662V I:0.5000A P:8.8310W PF:1.0000 Freq:49.99Hz Lamp Flux:1124.6x1 lm		
NAME: CTL-M-1.5-30K-36-RD-FX	TYPE:	WEIGHT:
SPEC.: 3000K	DIM.:	SERIAL No.: 2408151137
MFR.: MERCURY LIGHTING	SUR.: 0.001256m2	Shielding Angle:

Flux out:590.0 lm



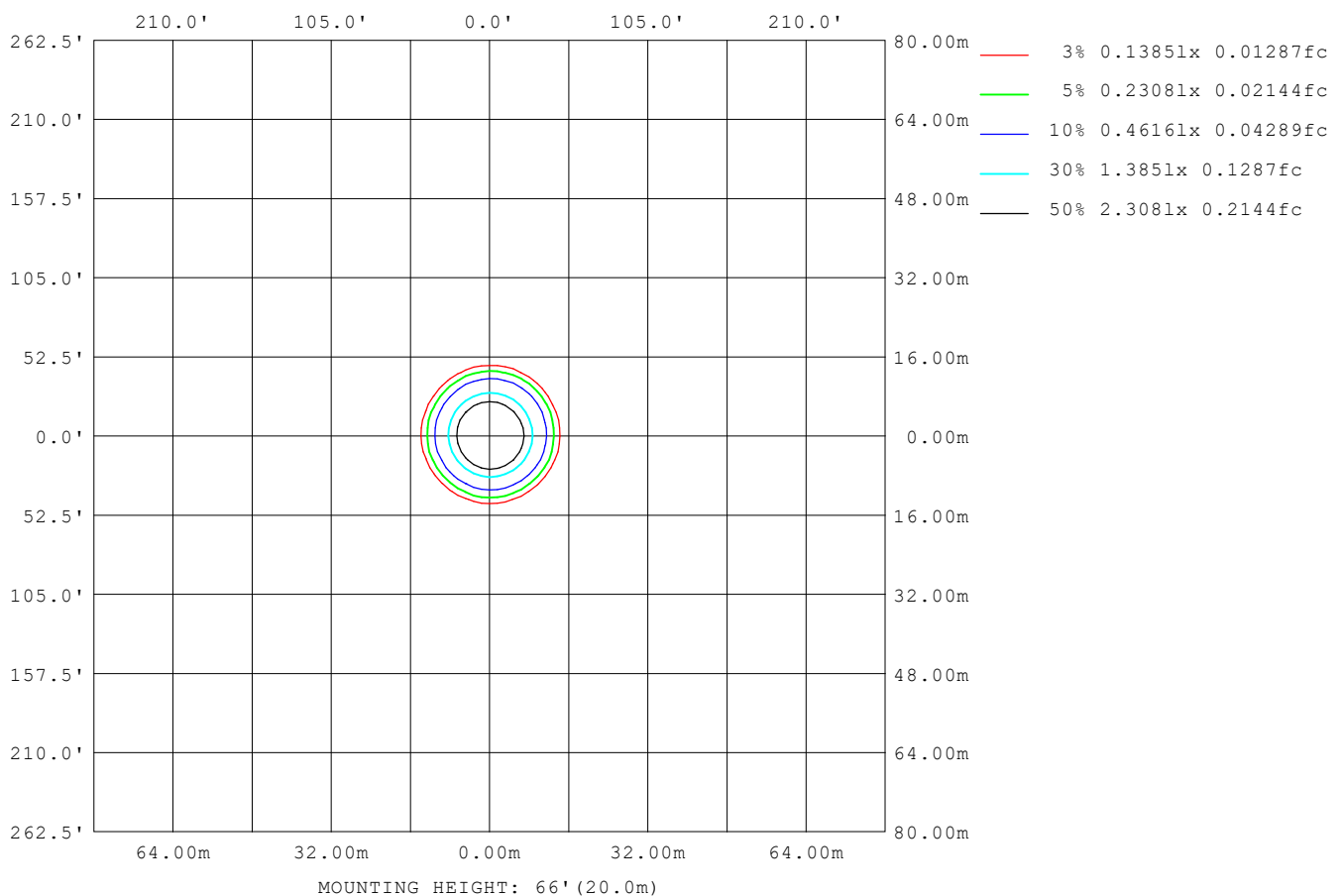
Note: The Curves indicate the illuminated area and the average illumination when the luminaire is at different distance.

C Range: 0 - 360DEG  
 C Interval: For a lens beam angle of 36°  
 Test Speed: HIGH  
 Temperature: 77.54°F  
 Operators: zoe  
 Test Date: 2024-8-15

γ Range: 0 - 180DEG  
 γ Interval: 1.0DEG  
 Test System: EVERFINE GO-SPEX500\_V1 SYSTEM V2.00.461  
 Humidity: 65.0%  
 Test Distance: 124.409" [K=1.0000]  
 Remarks: LAMP: BXRH-30G10T0-G-83 Ra:90  
 LENS: PM-1084B 36R  
 NO DRIVER: 500mA  
 30minutes warm-up

**ISOLUX DIAGRAM**

Test:U:17.662V I:0.5000A P:8.8310W PF:1.0000 Freq:49.99Hz Lamp Flux:1124.6x1 lm		
NAME: CTL-M-1.5-30K-36-RD-FX	TYPE:	WEIGHT:
SPEC.: 3000K	DIM.:	SERIAL No.: 2408151137
MFR.: MERCURY LIGHTING	SUR.: 0.001256m2	Shielding Angle:



C Range: 0 - 360DEG  
 C Interval: For a lens beam angle of 36°  
 Test Speed: HIGH  
 Temperature: 77.54°F  
 Operators: zoe  
 Test Date: 2024-8-15

γ Range: 0 - 180DEG  
 γ Interval: 1.0DEG  
 Test System: EVERFINE GO-SPEX500\_V1 SYSTEM V2.00.461  
 Humidity: 65.0%  
 Test Distance: 124.409" [K=1.0000]  
 Remarks: LAMP: BXRH-30G10T0-G-83 Ra:90  
 LENS: PM-1084B 36R  
 NO DRIVER: 500mA  
 30minutes warm-up

**LED Avg.L Report**

Test:U:17.662V I:0.5000A P:8.8310W PF:1.0000 Freq:49.99Hz Lamp Flux:1124.6x1 lm		
NAME: CTL-M-1.5-30K-36-RD-FX	TYPE:	WEIGHT:
SPEC.: 3000K	DIM.:	SERIAL No.: 2408151137
MFR.: MERCURY LIGHTING	SUR.: 0.001256m2	Shielding Angle:

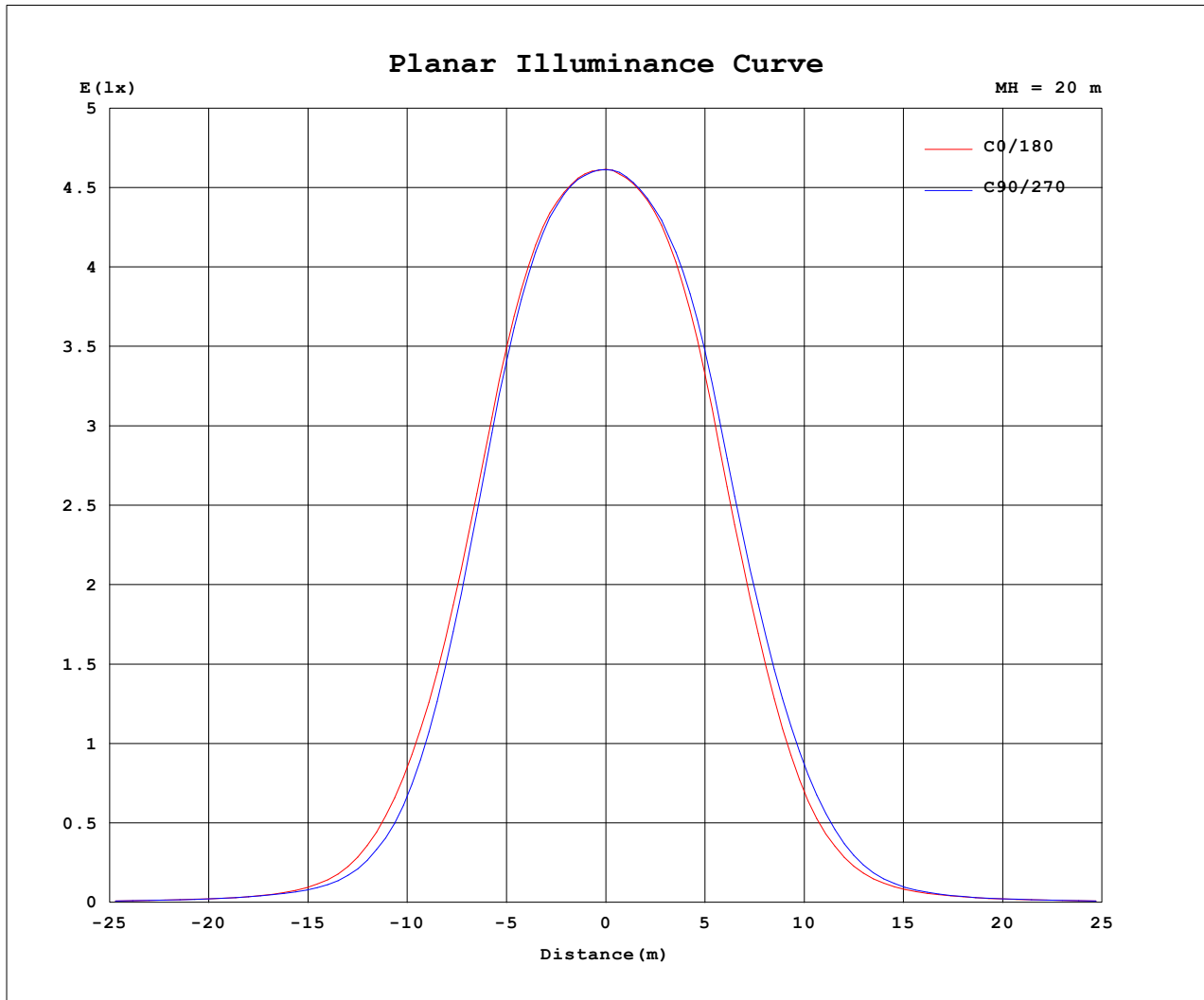
AvgL	cd/m2
L_0~180 (65) av	7840
L_0~180 (75) av	4803
L_0~180 (85) av	3494
L_90~270 (65) av	7872
L_90~270 (75) av	4838
L_90~270 (85) av	3553
L_45 (65) av	7855
L_45 (75) av	4797
L_45 (85) av	3438

Standard: GB/T 29293-2012

C Range: 0 - 360DEG  
 C Interval: For a lens beam angle of 36°  
 Test Speed: HIGH  
 Temperature: 77.54 °F  
 Operators: zoe  
 Test Date: 2024-8-15

γ Range: 0 - 180DEG  
 γ Interval: 1.0DEG  
 Test System: EVERFINE GO-SPEX500\_V1 SYSTEM V2.00.461  
 Humidity: 65.0%  
 Test Distance: 124.409" [K=1.0000]  
 Remarks: LAMP: BXRH-30G10T0-G-83 Ra: 90  
 LENS: PM-1084B 36R  
 NO DRIVER: 500mA  
 30minutes warm-up

### Planar Illuminance Curve



C Range: 0 - 360DEG  
C Interval: For a lens beam angle of 36°  
Test Speed: HIGH  
Temperature: 77.54 °F  
Operators: zoe  
Test Date: 2024-8-15

γ Range: 0 - 180DEG  
γ Interval: 1.0DEG  
Test System: EVERFINE GO-SPEX500\_V1 SYSTEM V2.00.461  
Humidity: 65.0%  
Test Distance: 124.409" [K=1.0000]  
Remarks: LAMP: BXRH-30G10T0-G-83 Ra: 90  
LENS: PM-1084B 36R  
NO DRIVER: 500mA  
30minutes warm-up

**LUMINOUS DISTRIBUTION INTENSITY DATA**

Test:U:17.662V I:0.5000A P:8.8310W PF:1.0000 Freq:49.99Hz Lamp Flux:1124.6x1 lm		
NAME: CTL-M-1.5-30K-36-RD-FX	TYPE:	WEIGHT:
SPEC.: 3000K	DIM.:	SERIAL No.: 2408151137
MFR.: MERCURY LIGHTING	SUR.: 0.001256m2	Shielding Angle:

Table--1

UNIT: cd

C (DEG) (DEG)	0	30	60	90	120	150	180	210	240	270	300	330						
0	1846	1846	1846	1846	1846	1846	1846	1846	1846	1846	1846	1846						
5	1828	1834	1830	1826	1817	1811	1811	1815	1816	1816	1819	1823						
10	1733	1748	1732	1715	1692	1678	1689	1707	1714	1716	1718	1720						
15	1459	1470	1441	1420	1382	1356	1379	1420	1443	1451	1460	1451						
20	1013	1001	960	938	903	891	923	963	996	1010	1026	1020						
25	586	554	505	483	462	468	498	534	571	597	615	609						
30	273	247	216	206	194	204	219	233	258	284	298	295						
35	105	96.0	88.3	82.6	83.4	83.8	88.8	92.3	99.8	109	113	111						
40	47.1	46.0	44.8	44.1	43.9	44.0	44.7	44.9	46.4	48.2	48.7	47.6						
45	27.3	27.6	27.5	26.9	26.3	26.2	26.5	26.8	27.5	27.4	27.4	27.1						
50	17.8	18.2	18.0	17.6	17.3	17.1	17.4	17.5	17.6	17.4	17.4	17.5						
55	11.0	11.3	11.4	11.3	11.0	10.9	10.8	10.9	10.9	10.8	10.8	10.8						
60	6.93	7.08	7.18	7.22	7.06	6.95	6.86	6.82	6.84	6.78	6.76	6.82						
65	4.13	4.23	4.26	4.32	4.30	4.27	4.20	4.13	4.10	4.03	4.02	4.05						
70	2.39	2.40	2.41	2.43	2.42	2.42	2.42	2.40	2.40	2.40	2.40	2.39						
75	1.56	1.56	1.57	1.59	1.58	1.57	1.57	1.55	1.55	1.56	1.55	1.55						
80	0.90	0.90	0.90	0.92	0.91	0.90	0.90	0.89	0.89	0.89	0.89	0.89						
85	0.39	0.39	0.39	0.40	0.38	0.38	0.38	0.37	0.37	0.38	0.38	0.37						
90	0.00	0.00	0.00	0.00	0.00	0.00	0.00	0.00	0.00	0.00	0.00	0.00						
95	0.00	0.00	0.00	0.00	0.00	0.00	0.00	0.00	0.00	0.00	0.00	0.00						
100	0.00	0.00	0.00	0.00	0.00	0.00	0.00	0.00	0.00	0.00	0.00	0.00						
105	0.00	0.00	0.00	0.00	0.00	0.00	0.00	0.00	0.00	0.00	0.00	0.00						
110	0.00	0.00	0.00	0.00	0.00	0.00	0.00	0.00	0.00	0.00	0.00	0.00						
115	0.00	0.00	0.00	0.00	0.00	0.00	0.00	0.00	0.00	0.00	0.00	0.00						
120	0.00	0.00	0.00	0.00	0.00	0.00	0.00	0.00	0.00	0.00	0.00	0.00						
125	0.00	0.00	0.00	0.00	0.00	0.00	0.00	0.00	0.00	0.00	0.00	0.00						
130	0.00	0.00	0.00	0.00	0.00	0.00	0.00	0.00	0.00	0.00	0.00	0.00						
135	0.00	0.00	0.00	0.00	0.00	0.00	0.00	0.00	0.00	0.00	0.00	0.00						
140	0.00	0.00	0.00	0.00	0.00	0.00	0.00	0.00	0.00	0.00	0.00	0.00						
145	0.00	0.00	0.00	0.00	0.00	0.00	0.00	0.00	0.00	0.00	0.00	0.00						
150	0.00	0.00	0.00	0.00	0.00	0.00	0.00	0.00	0.00	0.00	0.00	0.00						
155	0.00	0.00	0.00	0.00	0.00	0.00	0.00	0.00	0.00	0.00	0.00	0.00						
160	0.00	0.00	0.00	0.00	0.00	0.00	0.00	0.00	0.00	0.00	0.00	0.00						
165	0.00	0.00	0.00	0.00	0.00	0.00	0.00	0.00	0.00	0.00	0.00	0.00						
170	0.00	0.00	0.00	0.00	0.00	0.00	0.00	0.00	0.00	0.00	0.00	0.00						
175	0.00	0.00	0.00	0.00	0.00	0.00	0.00	0.00	0.00	0.00	0.00	0.00						
180	0.00	0.00	0.00	0.00	0.00	0.00	0.00	0.00	0.00	0.00	0.00	0.00						

C Range: 0 - 360DEG

C Interval: For a lens beam angle of 36°

Test Speed: HIGH

Temperature: 77.54°F

Operators: zoe

Test Date: 2024-8-15

γ Range: 0 - 180DEG

γ Interval: 1.0DEG

Test System: EVERFINE GO-SPEX500\_V1 SYSTEM V2.00.461

Humidity: 65.0%

Test Distance: 124.409" [K=1.0000]

Remarks: LAMP: BXRH-30G10T0-G-83 Ra: 90

LENS: PM-1084B 36R

NO DRIVER: 500mA

30minutes warm-up