


Photometric report for Flanged and Flangeless Trim



Light Output Ratio:	76.9%	
Luminaire Power:	13.7 W	
SHR Nominal:	0.50	Calculated using the TM5
SHR Maximum:	0.65	fine grid method.

C Range: 0 - 360DEG
C Interval: FOR A 36° LENS BEAM ANGLE
Test Speed: HIGH
Temperature: 77.54 °F
Operators: zoe
Test Date: 2025-7-03

γ Range: 0 - 180DEG
γ Interval: 1.0DEG
Test System: EVERFINE GO-SPEX500_V1 SYSTEM V2.00.461
Humidity: 65.0%
Test Distance: 124.409" [K=1.0000]
Remarks: LAMP: BXRH-30G10T0-G-83 Ra: 90
LENS: PM-1084B 36R
DRIVER: PUP20A-1WMC 600mA

30minutes warm-up

LUMINOUS INTENSITY DISTRIBUTION DIAGRAM

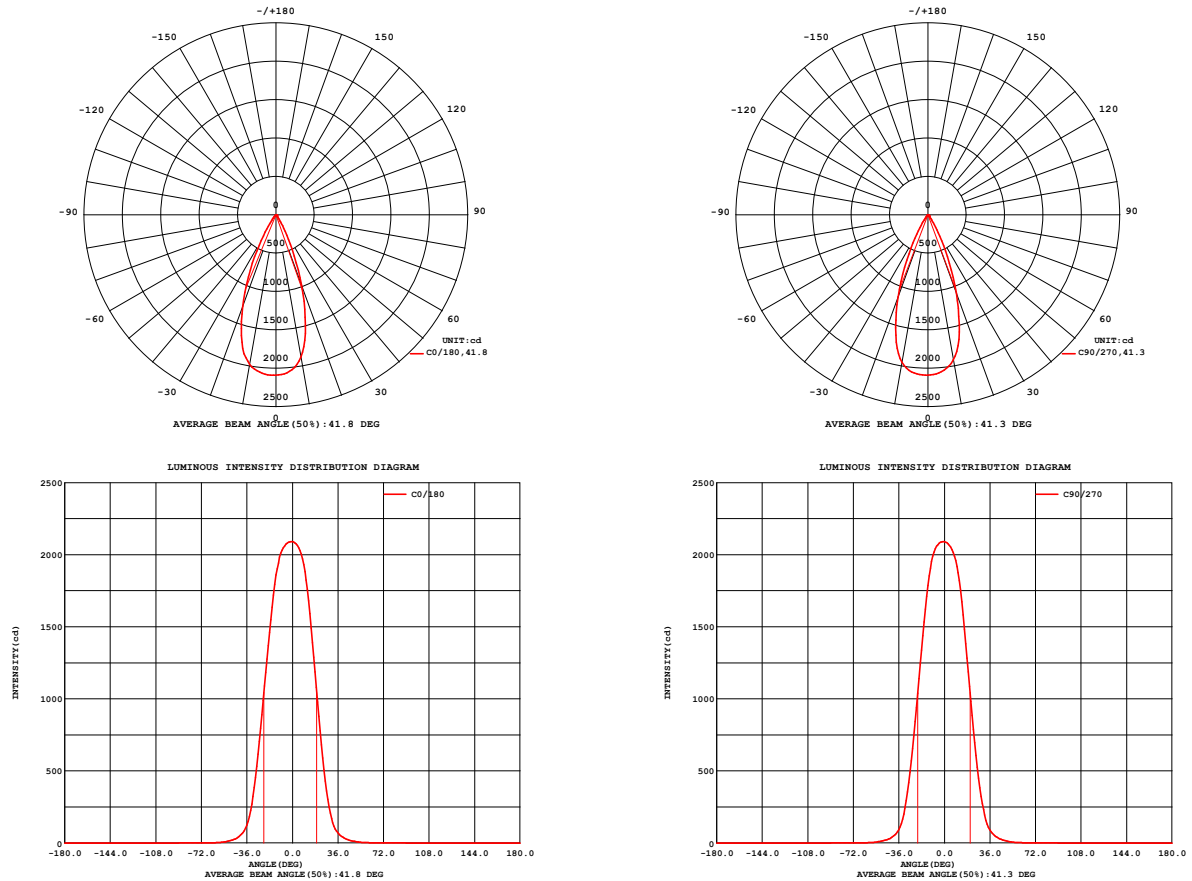


Fig. C0/C180

Fig. C90/C270

C Range: 0 - 360DEG
C Interval: FOR A 36° LENS BEAM ANGLE
Test Speed: HIGH
Temperature: 77.54 °F
Operators: zoe
Test Date: 2025-7-03

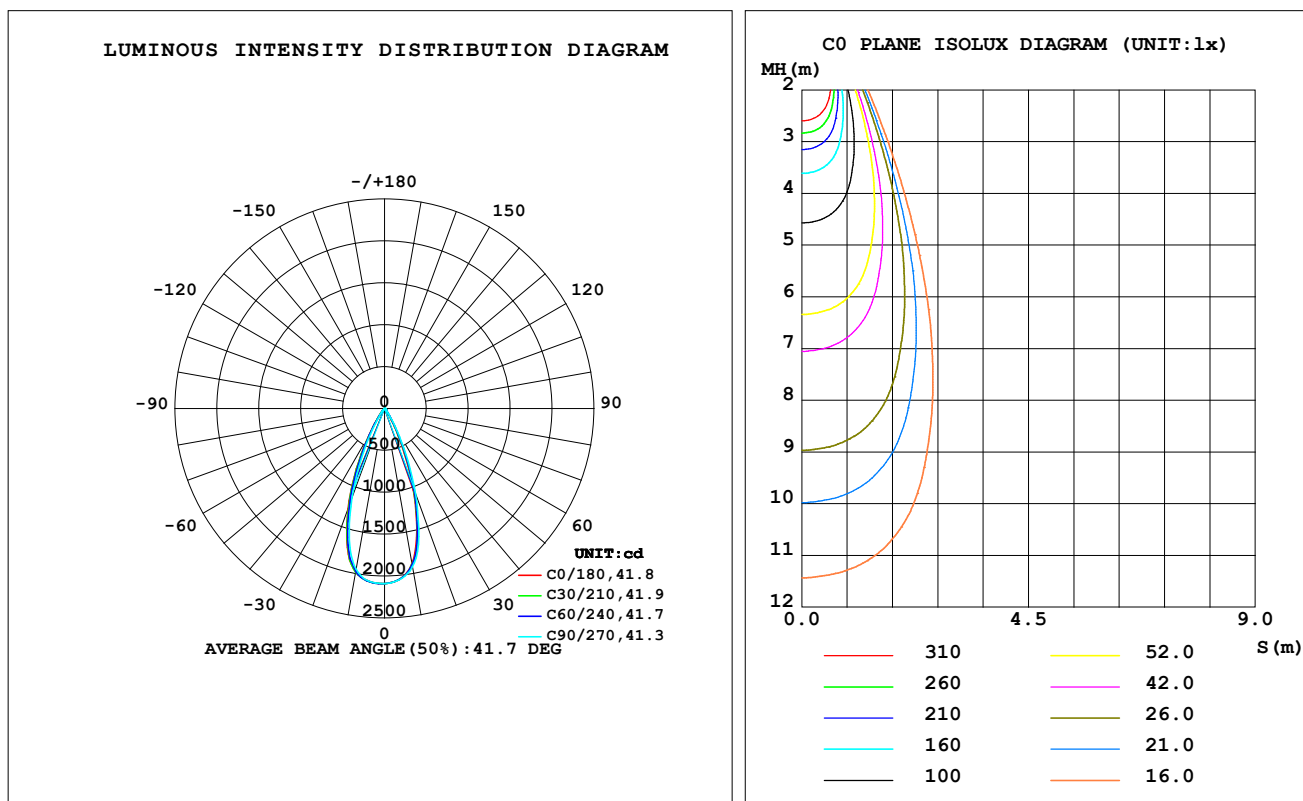
γ Range: 0 - 180DEG
γ Interval: 1.0DEG
Test System: EVERFINE GO-SPEX500_V1 SYSTEM V2.00.461
Humidity: 65.0%
Test Distance: 124.409" [K=1.0000]
Remarks: LAMP: BXRH-30G10T0-G-83 Ra: 90
LENS: PM-1084B 36R
DRIVER: PUP20A-1WMC 600mA

30minutes warm-up

LUMINAIRE PHOTOMETRIC TEST REPORT

Test:U:120.20V I:0.1149A P:13.700W PF:0.9908 Freq:59.98Hz Lamp Flux:1342.44x1 lm		
NAME: CTL-M-1.5S-30K-36-RD-FX	TYPE:	WEIGHT:
SPEC.: 3000K	DIM.:	SERIAL No.: 2507030417
MFR.: MERCURY LIGHTING	SUR.: 0.001256m2	Shielding Angle:

DATA OF LAMP		PHOTOMETRIC DATA Eff: 75.36 lm/W			
MODEL	Brideglux	I _{max} (cd)	2091	S/MH (C0/180)	0.69
NOMINAL POWER (W)	13	LOR (%)	76.9	S/MH (C90/270)	0.65
RATED VOLTAGE (V)	120	TOTAL FLUX (lm)	1032.5	☒ UP, DN (C0-180)	0.0, 37.2
NOMINAL FLUX (lm)	1342.44	CIE CLASS	DIRECT	☒ UP, DN (C180-360)	0.0, 39.7
LAMPS INSIDE	1	☒ up (%)	0.0	CIBSE SHR NOM	0.50
TEST VOLTAGE (V)	120	☒ down (%)	76.9	CIBSE SHR MAX	0.65



C Range: 0 - 360DEG
 C Interval: FOR A 36° LENS BEAM ANGLE
 Test Speed: HIGH
 Temperature: 77.54 °F
 Operators: zoe
 Test Date: 2025-7-03

γ Range: 0 - 180DEG
 γ Interval: 1.0DEG
 Test System: EVERFINE GO-SPEX500_V1 SYSTEM V2.00.461
 Humidity: 65.0%
 Test Distance: 124.409" [K=1.0000]
 Remarks: LAMP: BXRH-30G10T0-G-83 Ra: 90
 LENS: PM-1084B 36R
 DRIVER: PUP20A-1WMC 600mA

30minutes warm-up

ZONAL FLUX DIAGRAM
ZONAL FLUX DIAGRAM:

°	C0	C45	C90	C135	C180	C225	C270	C315	°	zone	total	%lum,lamp
10	1881	1892	1918	1950	1983	1981	1953	1908	0- 10	192.9	192.9	18.7,14.4
20	977.2	1018	1086	1180	1276	1244	1139	1029	10- 20	434.0	626.9	60.7,46.7
30	206.8	231.4	271.6	334.4	385.5	369.8	294.3	242.6	20- 30	295.7	922.6	89.4,68.7
40	39.98	42.28	50.71	59.87	62.28	58.16	49.32	43.37	30- 40	81.40	1004	97.2,74.8
50	9.864	10.60	12.11	13.81	13.92	13.53	12.39	10.67	40- 50	20.21	1024	99.2,76.3
60	2.327	2.348	2.369	2.409	2.427	2.355	2.292	2.278	50- 60	5.176	1029	99.7,76.7
70	1.339	1.357	1.403	1.432	1.447	1.414	1.379	1.339	60- 70	1.817	1031	99.9,76.8
80	0.5135	0.5143	0.5566	0.5838	0.6131	0.5894	0.5638	0.5181	70- 80	0.9998	1032	100,76.9
90	0	0	0	0	0	0	0	0	80- 90	0.2754	1032	100,76.9
100	0	0	0	0	0	0	0	0	90-100	0	1032	100,76.9
110	0	0	0	0	0	0	0	0	100-110	0	1032	100,76.9
120	0	0	0	0	0	0	0	0	110-120	0	1032	100,76.9
130	0	0	0	0	0	0	0	0	120-130	0	1032	100,76.9
140	0	0	0	0	0	0	0	0	130-140	0	1032	100,76.9
150	0	0	0	0	0	0	0	0	140-150	0	1032	100,76.9
160	0	0	0	0	0	0	0	0	150-160	0	1032	100,76.9
170	0	0	0	0	0	0	0	0	160-170	0	1032	100,76.9
180	0	0	0	0	0	0	0	0	170-180	0	1032	100,76.9
DEG	LUMINOUS INTENSITY:cd									UNIT:lm		

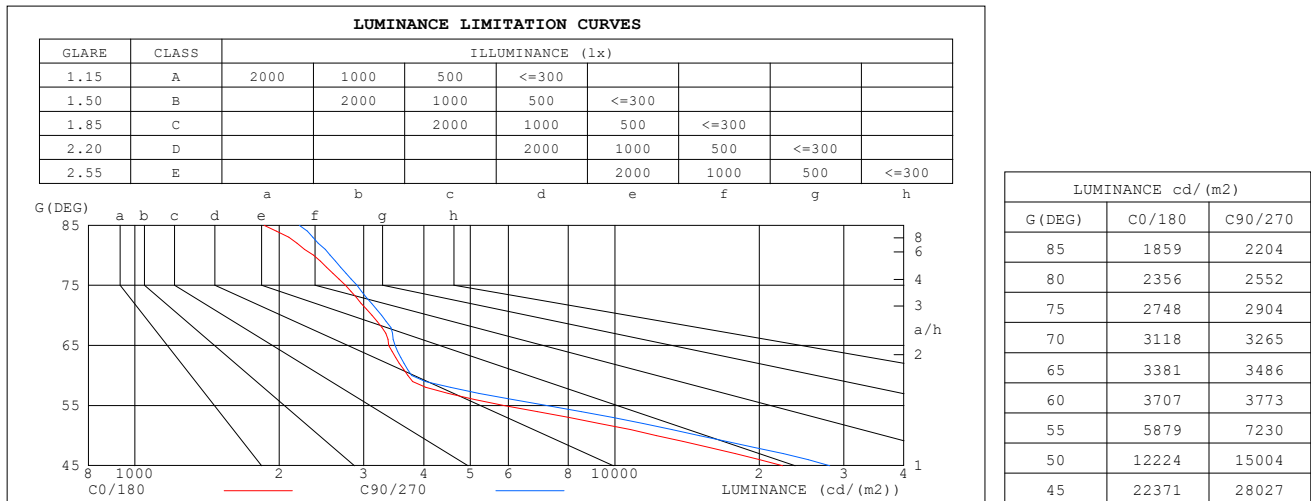
C Range: 0 - 360DEG
 C Interval: FOR A 36° LENS BEAM ANGLE
 Test Speed: HIGH
 Temperature:77.54°F
 Operators:zoe
 Test Date:2025-7-03

γ Range: 0 - 180DEG
 γ Interval: 1.0DEG
 Test System:EVERFINE GO-SPEX500_V1 SYSTEM V2.00.461
 Humidity:65.0%
 Test Distance:124.409" [K=1.0000]
 Remarks: LAMP:BXRH-30G10T0-G-83 Ra:90
 LENS:PM-1084B 36R
 DRIVER:PUP20A-1WMC 600mA

30minutes warm-up

LUMINANCE LIMITATION CURVES

Test: U:120.20V I:0.1149A P:13.700W PF:0.9908 Freq:59.98Hz Lamp Flux: 1342.44x1 lm		
NAME: CTL-M-1.5S-30K-36-RD-FX	TYPE:	WEIGHT:
SPEC.: 3000K	DIM.:	SERIAL No.: 2507030417
MFR.: MERCURY LIGHTING	SUR.: 0.001256m2	Shielding Angle:



C Range: 0 - 360DEG
C Interval: FOR A 36° LENS BEAM ANGLE
Test Speed: HIGH
Temperature: 77.54 °F
Operators: zoe
Test Date: 2025-7-03

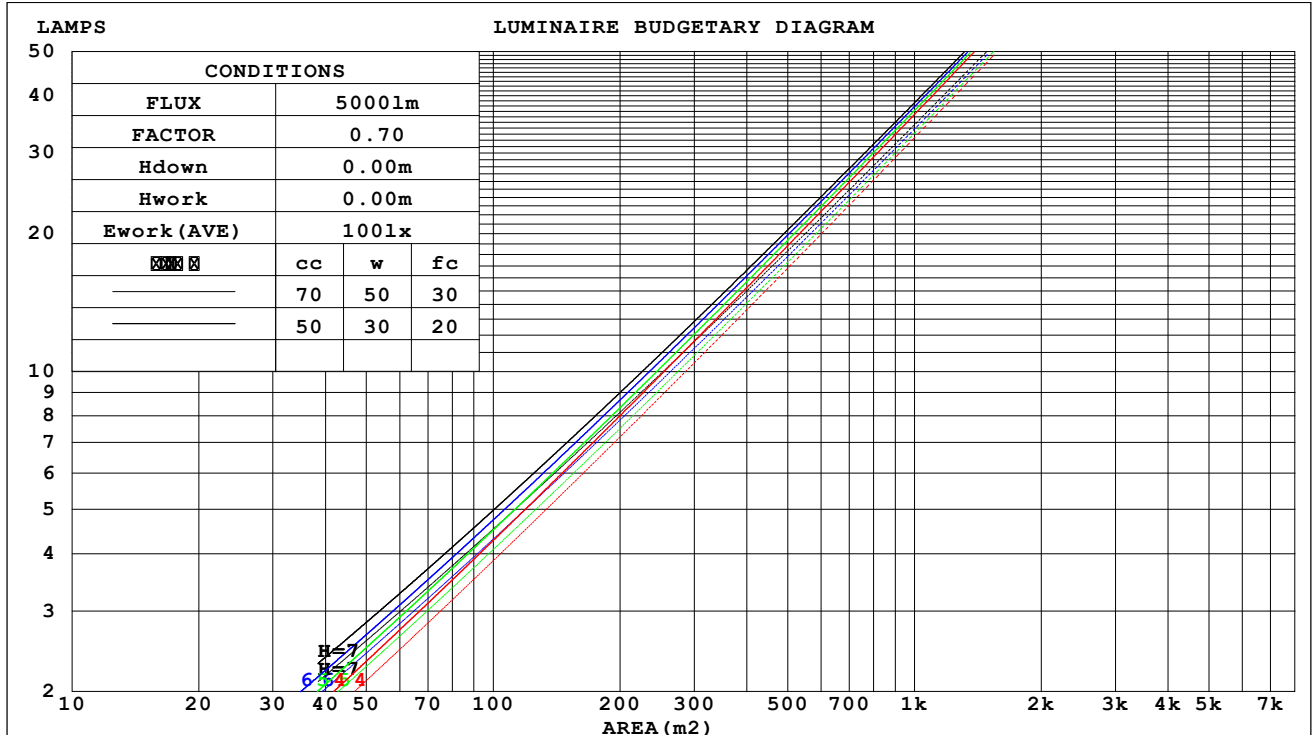
γ Range: 0 - 180DEG
γ Interval: 1.0DEG
Test System: EVERFINE GO-SPEX500_V1 SYSTEM V2.00.461
Humidity: 65.0%
Test Distance: 124.409" [K=1.0000]
Remarks: LAMP: BXRH-30G10T0-G-83 Ra:90
 LENS: PM-1084B 36R
 DRIVER: PUP20A-1WMC 600mA

30minutes warm-up

CU AND LUMINAIRE BUDGETARY ESTIMATE DIAGRAM

Test:U:120.20V I:0.1149A P:13.700W PF:0.9908 Freq:59.98Hz Lamp Flux:1342.44x1 lm		
NAME: CTL-M-1.5S-30K-36-RD-FX	TYPE:	WEIGHT:
SPEC.: 3000K	DIM.:	SERIAL No.: 2507030417
MFR.: MERCURY LIGHTING	SUR.: 0.001256m2	Shielding Angle:

cc	80%			70%			50%			30%			10%			0
w	50%	30%	10%	50%	30%	10%	50%	30%	10%	50%	30%	10%	50%	30%	10%	0
fc	20%			20%			20%			20%			20%			0
RCR	RCR:Room Cavity Ratio			Coefficients of Utilization(CU)												
0.0	.92	.92	.92	.89	.89	.89	.85	.85	.85	.82	.82	.82	.78	.78	.78	.77
1.0	.86	.84	.83	.84	.83	.82	.81	.80	.79	.78	.78	.77	.76	.75	.75	.73
2.0	.81	.79	.76	.80	.77	.75	.77	.75	.74	.75	.74	.72	.73	.72	.71	.70
3.0	.77	.74	.71	.76	.73	.70	.74	.71	.69	.72	.70	.68	.70	.69	.67	.66
4.0	.73	.69	.67	.72	.69	.66	.70	.68	.65	.69	.67	.65	.68	.66	.64	.63
5.0	.69	.66	.63	.69	.65	.63	.67	.64	.62	.66	.64	.61	.65	.63	.61	.60
6.0	.66	.62	.60	.66	.62	.59	.64	.61	.59	.63	.61	.59	.63	.60	.58	.57
7.0	.63	.59	.57	.63	.59	.56	.62	.59	.56	.61	.58	.56	.60	.58	.56	.55
8.0	.60	.57	.54	.60	.56	.54	.59	.56	.54	.59	.56	.53	.58	.55	.53	.52
9.0	.58	.54	.52	.58	.54	.51	.57	.54	.51	.56	.53	.51	.56	.53	.51	.50
10.0	.56	.52	.49	.55	.52	.49	.55	.51	.49	.54	.51	.49	.54	.51	.49	.48



C Range: 0 - 360DEG
C Interval: FOR A 36° LENS BEAM ANGLE
Test Speed: HIGH
Temperature: 77.54 °F
Operators: zoe
Test Date: 2025-7-03

γ Range: 0 - 180DEG
γ Interval: 1.0DEG
Test System: EVERFINE GO-SPEX500_V1 SYSTEM V2.00.461
Humidity: 65.0%
Test Distance: 124.409" [K=1.0000]
Remarks: LAMP: BXRH-30G10T0-G-83 Ra: 90
LENS: PM-1084B 36R
DRIVER: PUP20A-1WMC 600mA

30minutes warm-up

WEC AND CCEC

Test:U:120.20V I:0.1149A P:13.700W PF:0.9908 Freq:59.98Hz Lamp Flux:1342.44x1 lm		
NAME: CTL-M-1.5S-30K-36-RD-FX	TYPE:	WEIGHT:
SPEC.: 3000K	DIM.:	SERIAL No.: 2507030417
MFR.: MERCURY LIGHTING	SUR.: 0.001256m2	Shielding Angle:

cc	80%			70%			50%			30%			10%			0
w	50%	30%	10%	50%	30%	10%	50%	30%	10%	50%	30%	10%	50%	30%	10%	0
fc	20%			20%			20%			20%			20%			0
RCR	RCR:Room Cavity Ratio						Wall Exitance Coefficients(WEC)									
0.0																
1.0	.120	.068	.022	.115	.065	.021	.105	.060	.019	.096	.056	.018	.088	.051	.016	
2.0	.113	.062	.019	.109	.060	.018	.101	.056	.017	.093	.052	.016	.086	.049	.015	
3.0	.107	.057	.017	.103	.055	.017	.096	.052	.016	.090	.049	.015	.084	.047	.014	
4.0	.101	.052	.015	.098	.051	.015	.092	.049	.015	.087	.047	.014	.082	.044	.014	
5.0	.096	.049	.014	.093	.048	.014	.088	.046	.014	.084	.044	.013	.079	.042	.013	
6.0	.091	.046	.013	.089	.045	.013	.085	.043	.013	.081	.042	.012	.077	.040	.012	
7.0	.087	.043	.012	.085	.042	.012	.081	.041	.012	.078	.040	.012	.074	.039	.011	
8.0	.083	.041	.011	.082	.040	.011	.078	.039	.011	.075	.038	.011	.072	.037	.011	
9.0	.080	.039	.011	.078	.038	.011	.075	.037	.011	.073	.036	.010	.070	.036	.010	
10.0	.077	.037	.010	.075	.036	.010	.073	.036	.010	.070	.035	.010	.068	.034	.010	

cc	80%			70%			50%			30%			10%			0
w	50%	30%	10%	50%	30%	10%	50%	30%	10%	50%	30%	10%	50%	30%	10%	0
fc	20%			20%			20%			20%			20%			0
RCR	RCR:Room Cavity Ratio						Ceiling Cavity Exitance Coefficients(CCEC)									
0.0	.146	.146	.146	.125	.125	.125	.085	.085	.085	.049	.049	.049	.016	.016	.016	
1.0	.130	.121	.113	.112	.104	.097	.076	.072	.067	.044	.041	.039	.014	.013	.013	
2.0	.118	.102	.089	.101	.088	.077	.069	.061	.054	.040	.035	.031	.013	.011	.010	
3.0	.107	.087	.071	.092	.075	.062	.063	.052	.043	.036	.031	.026	.012	.010	.008	
4.0	.098	.076	.058	.084	.065	.051	.058	.046	.036	.034	.027	.021	.011	.009	.007	
5.0	.091	.066	.048	.078	.057	.042	.054	.040	.030	.031	.024	.018	.010	.008	.006	
6.0	.085	.059	.041	.073	.051	.035	.050	.036	.025	.029	.021	.015	.009	.007	.005	
7.0	.079	.053	.035	.068	.046	.030	.047	.032	.021	.027	.019	.013	.009	.006	.004	
8.0	.075	.048	.030	.064	.042	.026	.044	.029	.018	.026	.017	.011	.008	.006	.004	
9.0	.071	.044	.026	.061	.038	.022	.042	.027	.016	.025	.016	.010	.008	.005	.003	
10.0	.067	.040	.023	.058	.035	.020	.040	.025	.014	.023	.015	.008	.008	.005	.003	

C Range: 0 - 360DEG
 C Interval: FOR A 36° LENS BEAM ANGLE
 Test Speed: HIGH
 Temperature: 77.54°F
 Operators: zoe
 Test Date: 2025-7-03

γ Range: 0 - 180DEG
 γ Interval: 1.0DEG
 Test System: EVERFINE GO-SPEX500_V1 SYSTEM V2.00.461
 Humidity: 65.0%
 Test Distance: 124.409" [K=1.0000]
 Remarks: LAMP: BXRH-30G10T0-G-83 Ra: 90
 LENS: PM-1084B 36R
 DRIVER: PUP20A-1WMC 600mA

30minutes warm-up

UGR(Unified Glare Rating) Table

Test:U:120.20V I:0.1149A P:13.700W PF:0.9908 Freq:59.98Hz Lamp Flux:1342.44x1 lm											
NAME: CTL-M-1.5S-30K-36-RD-FX					TYPE:			WEIGHT:			
SPEC.: 3000K					DIM.:			SERIAL No.: 2507030417			
MFR.: MERCURY LIGHTING					SUR.: 0.001256m2			Shielding Angle:			
ceiling/cavity	0.7	0.7	0.5	0.5	0.3	0.7	0.7	0.5	0.5	0.3	
walls	0.5	0.3	0.5	0.3	0.3	0.5	0.3	0.5	0.3	0.3	
working plane	0.2	0.2	0.2	0.2	0.2	0.2	0.2	0.2	0.2	0.2	
Room dimensions		Viewed crosswise					Viewed endwise				
x = 2H y = 2H	2H	13.9	14.7	14.1	14.8	15.0	15.0	15.8	15.3	16.0	16.1
	3H	13.8	14.5	14.0	14.7	14.9	14.9	15.7	15.2	15.8	16.0
	4H	13.7	14.4	14.0	14.6	14.8	14.9	15.6	15.1	15.8	16.0
	6H	13.7	14.3	13.9	14.5	14.8	14.8	15.5	15.1	15.7	15.9
	8H	13.6	14.2	13.9	14.5	14.8	14.8	15.4	15.1	15.6	15.9
	12H	13.6	14.2	13.9	14.4	14.7	14.7	15.3	15.0	15.6	15.9
4H	2H	13.7	14.4	13.9	14.6	14.8	14.8	15.5	15.1	15.7	15.9
	3H	13.6	14.2	13.9	14.4	14.7	14.7	15.3	15.0	15.6	15.9
	4H	13.5	14.1	13.9	14.4	14.7	14.7	15.2	15.0	15.5	15.8
	6H	13.5	14.0	13.9	14.3	14.6	14.6	15.1	15.0	15.4	15.8
	8H	13.4	13.9	13.8	14.2	14.6	14.6	15.0	14.9	15.4	15.7
	12H	13.4	13.8	13.8	14.2	14.6	14.5	14.9	14.9	15.3	15.7
8H	4H	13.4	13.9	13.8	14.2	14.6	14.5	15.0	14.9	15.3	15.7
	6H	13.4	13.7	13.8	14.1	14.5	14.5	14.8	14.9	15.2	15.6
	8H	13.3	13.7	13.8	14.1	14.5	14.4	14.8	14.9	15.2	15.6
	12H	13.3	13.6	13.8	14.0	14.5	14.4	14.7	14.9	15.1	15.6
12H	4H	13.4	13.8	13.8	14.1	14.5	14.5	14.9	14.9	15.3	15.6
	6H	13.3	13.6	13.8	14.1	14.5	14.4	14.7	14.9	15.2	15.6
	8H	13.3	13.6	13.8	14.0	14.5	14.4	14.7	14.9	15.1	15.6
Variations with the observer position at spacings(CIE Pub.117):											
S = 1.0H	+ 2.8 / - 6.2					+ 3.5 / - 6.8					
1.5H	+ 4.5 / - 5.6					+ 5.3 / - 6.4					
2.0H	+ 4.8 / - 3.6					+ 5.6 / - 4.2					

CIE Pub.117, 1342 lm Total Lamp Luminous Flux Correct (8log(F/F0) = 1.0)
 Area: 0.001256 m2

C Range: 0 - 360DEG
 C Interval: FOR A 36° LENS BEAM ANGLE
 Test Speed: HIGH
 Temperature:77.54°F
 Operators:zoe
 Test Date:2025-7-03

γ Range: 0 - 180DEG
 γ Interval: 1.0DEG
 Test System:EVERFINE GO-SPEX500_V1 SYSTEM V2.00.461
 Humidity:65.0%
 Test Distance:124.409" [K=1.0000]
 Remarks: LAMP:BXRH-30G10T0-G-83 Ra:90
 LENS:PM-1084B 36R
 DRIVER:PUP20A-1WMC 600mA

30minutes warm-up

UTILIZATION FACTORS TABLE

Test:U:120.20V I:0.1149A P:13.700W PF:0.9908 Freq:59.98Hz Lamp Flux:1342.44x1 lm		
NAME: CTL-M-1.5S-30K-36-RD-FX	TYPE:	WEIGHT:
SPEC.: 3000K	DIM.:	SERIAL No.: 2507030417
MFR.: MERCURY LIGHTING	SUR.: 0.001256m2	Shielding Angle:

REFLECTANCE										
Ceiling	0.8	0.8	0.8	0.7	0.7	0.7	0.5	0.5	0.5	0
Walls	0.7	0.5	0.3	0.7	0.5	0.3	0.7	0.5	0.3	0
Working plane	0.2	0.2	0.2	0.2	0.2	0.2	0.2	0.2	0.2	0
ROOM INDEX	UTILIZATION FACTORS (PERCENT) $k(RI) \times RCR = 5$									
$k = 0.60$	69	65	62	69	64	62	68	64	62	59
0.80	75	70	68	74	70	68	73	70	67	65
1.00	78	74	71	77	73	71	76	73	70	68
1.25	80	77	74	80	76	74	78	75	73	70
1.50	82	79	77	81	78	76	80	77	75	72
2.00	84	81	79	83	80	78	81	79	77	73
2.50	85	83	80	84	82	80	82	80	78	74
3.00	86	84	82	85	83	81	83	81	80	75
4.00	88	86	84	86	85	83	84	82	81	76
5.00	89	87	86	87	86	85	84	83	82	77
ROOM INDEX	UF(total)									Direct
According to DIN EN 13032-2 2004			Suspended					SHRNOM = 1.25		

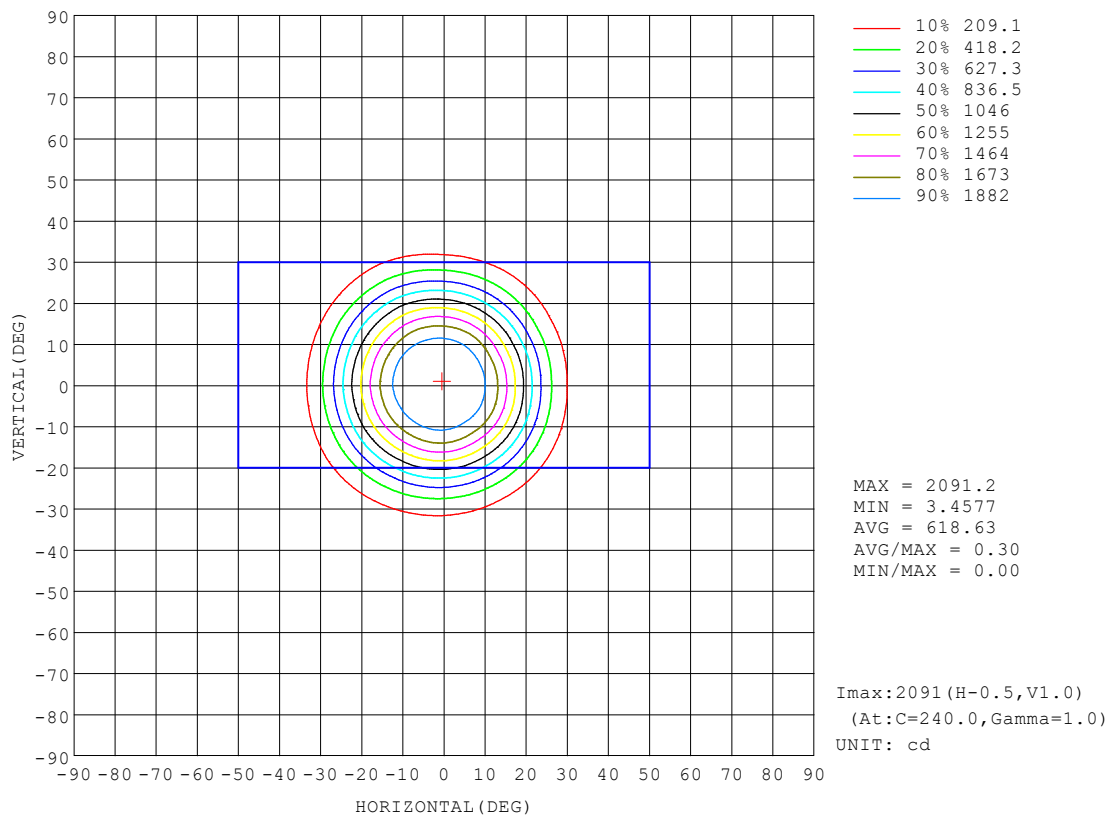
C Range: 0 - 360DEG
 C Interval: FOR A 36° LENS BEAM ANGLE
 Test Speed: HIGH
 Temperature: 77.54 °F
 Operators: zoe
 Test Date: 2025-7-03

γ Range: 0 - 180DEG
 γ Interval: 1.0DEG
 Test System: EVERFINE GO-SPEX500_V1 SYSTEM V2.00.461
 Humidity: 65.0%
 Test Distance: 124.409" [K=1.0000]
 Remarks: LAMP: BXRH-30G10T0-G-83 Ra:90
 LENS: PM-1084B 36R
 DRIVER: PUP20A-1WMC 600mA

30minutes warm-up

ISOCANDELA DIAGRAM

Test:U:120.20V I:0.1149A P:13.700W PF:0.9908 Freq:59.98Hz Lamp Flux:1342.44x1 lm		
NAME: CTL-M-1.5S-30K-36-RD-FX	TYPE:	WEIGHT:
SPEC.: 3000K	DIM.:	SERIAL No.: 2507030417
MFR.: MERCURY LIGHTING	SUR.: 0.001256m2	Shielding Angle:



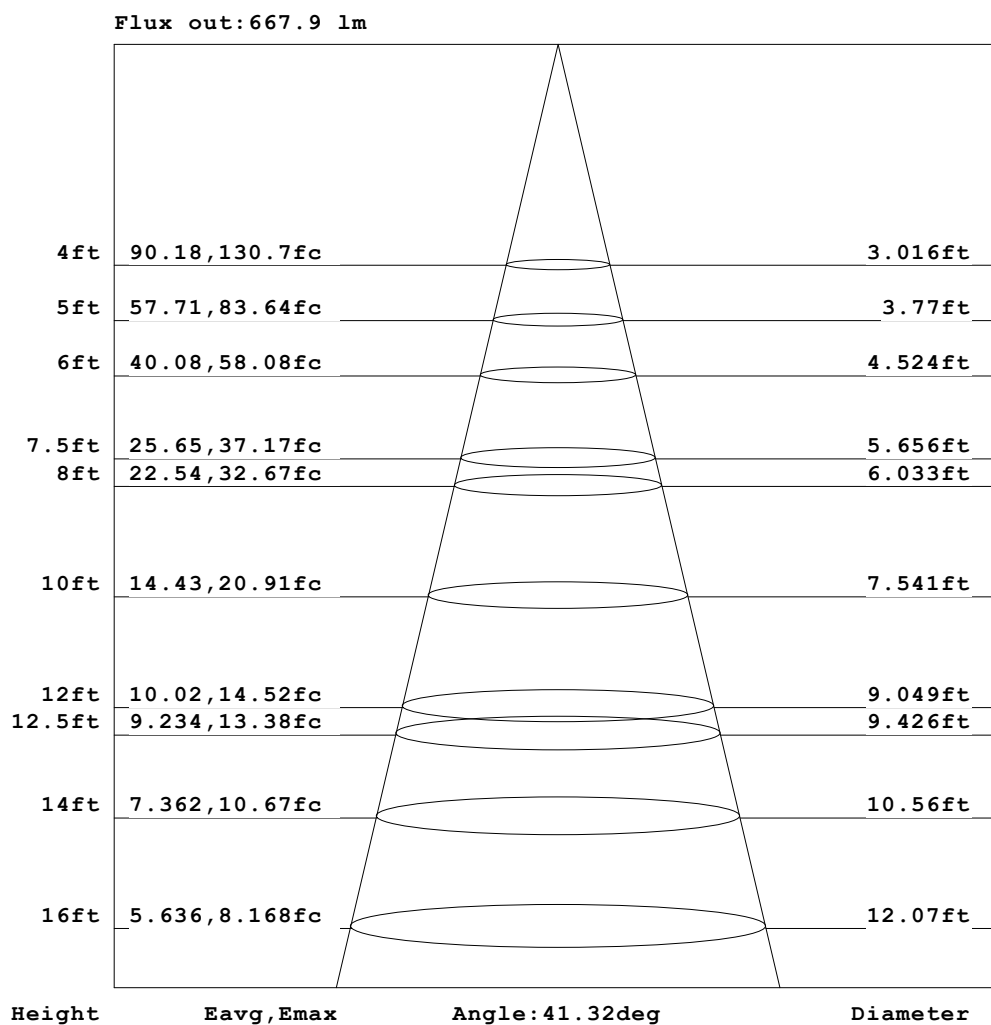
C Range: 0 - 360DEG
C Interval: FOR A 36° LENS BEAM ANGLE
Test Speed: HIGH
Temperature:77.54°F
Operators:zoe
Test Date:2025-7-03

γ Range: 0 - 180DEG
γ Interval: 1.0DEG
Test System:EVERFINE GO-SPEX500_V1 SYSTEM V2.00.461
Humidity:65.0%
Test Distance:124.409" [K=1.0000]
Remarks: LAMP:BXRH-30G10T0-G-83 Ra:90
LENS:PM-1084B 36R
DRIVER:PUP20A-1WMC 600mA

30minutes warm-up

AAI Figure

Test:U:120.20V I:0.1149A P:13.700W PF:0.9908 Freq:59.98Hz Lamp Flux:1342.44x1 lm		
NAME: CTL-M-1.5S-30K-36-RD-FX	TYPE:	WEIGHT:
SPEC.: 3000K	DIM.:	SERIAL No.: 2507030417
MFR.: MERCURY LIGHTING	SUR.: 0.001256m2	Shielding Angle:



Note: The Curves indicate the illuminated area and the average illumination when the luminaire is at different distance.

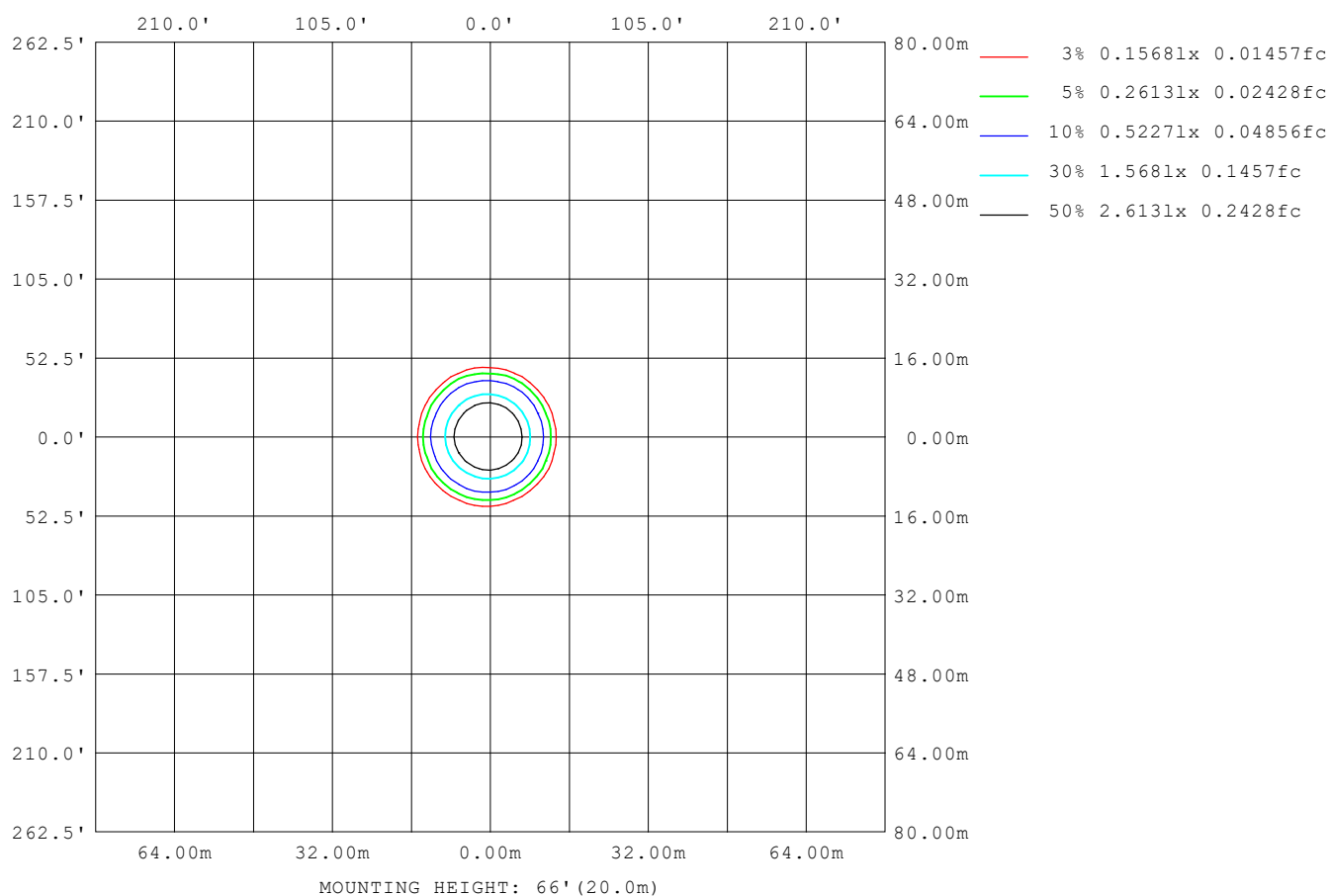
C Range: 0 - 360DEG
 C Interval: FOR A 36° LENS BEAM ANGLE
 Test Speed: HIGH
 Temperature: 77.54°F
 Operators: zoe
 Test Date: 2025-7-03

γ Range: 0 - 180DEG
 γ Interval: 1.0DEG
 Test System: EVERFINE GO-SPEX500_V1 SYSTEM V2.00.461
 Humidity: 65.0%
 Test Distance: 124.409" [K=1.0000]
 Remarks: LAMP: BXRH-30G10T0-G-83 Ra:90
 LENS: PM-1084B 36R
 DRIVER: PUP20A-1WMC 600mA

30minutes warm-up

ISOLUX DIAGRAM

Test: U:120.20V I:0.1149A P:13.700W PF:0.9908 Freq:59.98Hz Lamp Flux: 1342.44x1 lm		
NAME: CTL-M-1.5S-30K-36-RD-FX	TYPE:	WEIGHT:
SPEC.: 3000K	DIM.:	SERIAL No.: 2507030417
MFR.: MERCURY LIGHTING	SUR.: 0.001256m2	Shielding Angle:



C Range: 0 - 360DEG
C Interval: FOR A 36° LENS BEAM ANGLE
Test Speed: HIGH
Temperature: 77.54°F
Operators: zoe
Test Date: 2025-7-03

γ Range: 0 - 180DEG
γ Interval: 1.0DEG
Test System: EVERFINE GO-SPEX500_V1 SYSTEM V2.00.461
Humidity: 65.0%
Test Distance: 124.409" [K=1.0000]
Remarks: LAMP: BXRH-30G10T0-G-83 Ra:90
 LENS: PM-1084B 36R
 DRIVER: PUP20A-1WMC 600mA

30minutes warm-up

LED Avg.L Report

Test:U:120.20V I:0.1149A P:13.700W PF:0.9908 Freq:59.98Hz Lamp Flux:1342.44x1 lm		
NAME: CTL-M-1.5S-30K-36-RD-FX	TYPE:	WEIGHT:
SPEC.: 3000K	DIM.:	SERIAL No.: 2507030417
MFR.: MERCURY LIGHTING	SUR.: 0.001256m2	Shielding Angle:

AvgL	cd/m2
L 0~180 (65) av	3426
L 0~180 (75) av	2904
L 0~180 (85) av	2294
L 90~270 (65) av	3426
L 90~270 (75) av	2894
L 90~270 (85) av	2266
L 45 (65) av	3420
L 45 (75) av	2868
L 45 (85) av	2150

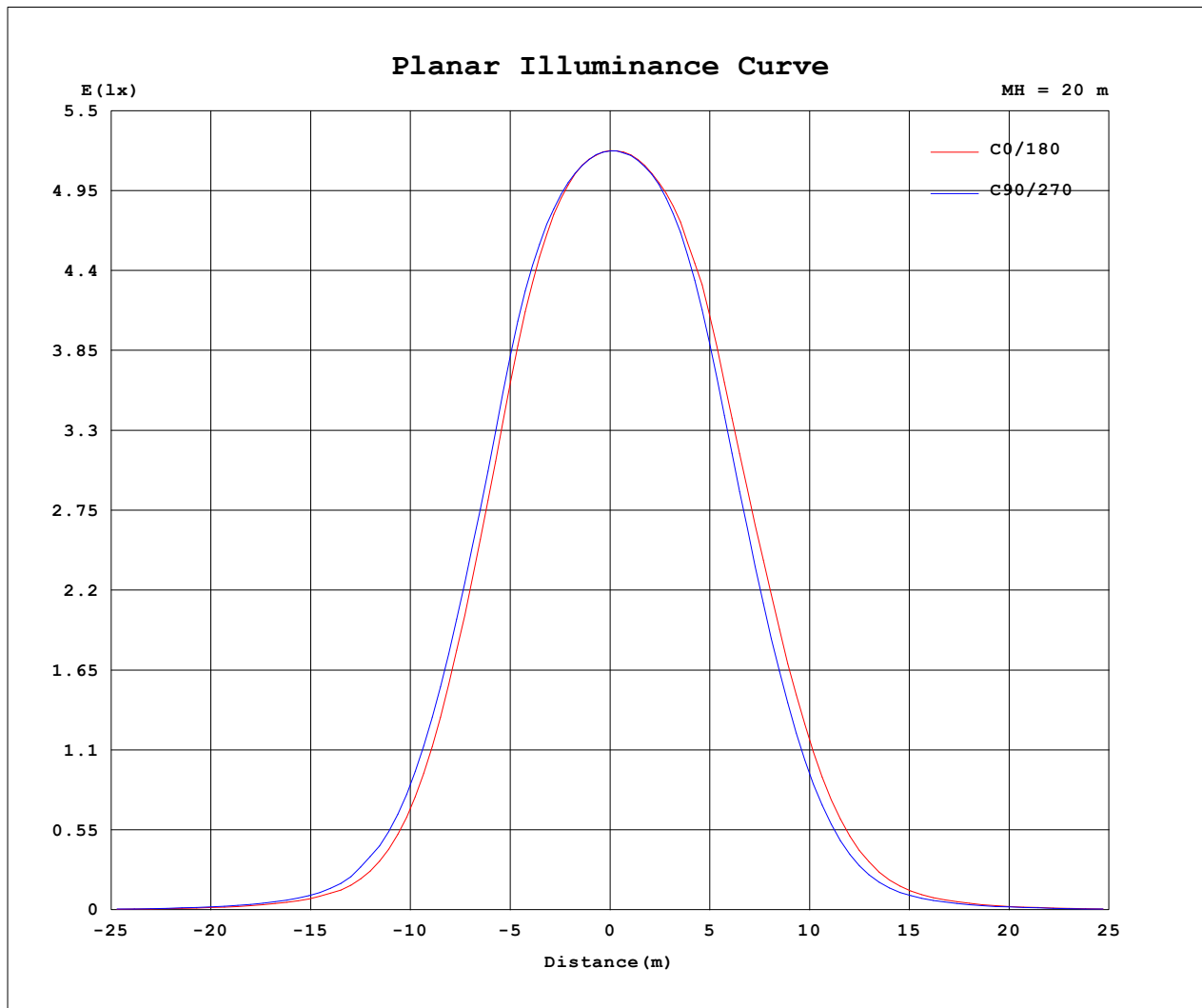
Standard: GB/T 29293-2012

C Range: 0 - 360DEG
 C Interval: FOR A 36° LENS BEAM ANGLE
 Test Speed: HIGH
 Temperature: 77.54 °F
 Operators: zoe
 Test Date: 2025-7-03

γ Range: 0 - 180DEG
 γ Interval: 1.0DEG
 Test System: EVERFINE GO-SPEX500_V1 SYSTEM V2.00.461
 Humidity: 65.0%
 Test Distance: 124.409" [K=1.0000]
 Remarks: LAMP: BXRH-30G10T0-G-83 Ra: 90
 LENS: PM-1084B 36R
 DRIVER: PUP20A-1WMC 600mA

30minutes warm-up

Planar Illuminance Curve



C Range: 0 - 360DEG
C Interval: FOR A 36° LENS BEAM ANGLE
Test Speed: HIGH
Temperature: 77.54°F
Operators: zoe
Test Date: 2025-7-03

γ Range: 0 - 180DEG
γ Interval: 1.0DEG
Test System: EVERFINE GO-SPEX500_V1 SYSTEM V2.00.461
Humidity: 65.0%
Test Distance: 124.409" [K=1.0000]
Remarks: LAMP: BXRH-30G10T0-G-83 Ra: 90
LENS: PM-1084B 36R
DRIVER: PUP20A-1WMC 600mA

30minutes warm-up

LUMINOUS DISTRIBUTION INTENSITY DATA

Test:U:120.20V I:0.1149A P:13.700W PF:0.9908 Freq:59.98Hz Lamp Flux:1342.44x1 lm		
NAME: CTL-M-1.5S-30K-36-RD-FX	TYPE:	WEIGHT:
SPEC.: 3000K	DIM.:	SERIAL No.: 2507030417
MFR.: MERCURY LIGHTING	SUR.: 0.001256m2	Shielding Angle:

Table--1

UNIT: cd

C (DEG) (DEG)	0	30	60	90	120	150	180	210	240	270	300	330						
0	2090	2090	2090	2090	2090	2090	2090	2090	2090	2090	2090	2090						
5	2049	2049	2049	2052	2056	2065	2073	2074	2075	2069	2066	2055						
10	1881	1889	1895	1918	1938	1963	1983	1985	1977	1953	1925	1892						
15	1491	1523	1525	1581	1621	1680	1719	1706	1685	1623	1576	1503						
20	977	1009	1027	1086	1138	1223	1276	1261	1226	1139	1065	994						
25	505	537	560	607	660	741	795	787	747	653	593	527						
30	207	225	238	272	311	357	385	381	359	294	266	220						
35	84.2	86.0	91.5	108	127	145	151	147	138	111	97.8	87.6						
40	40.0	40.8	43.7	50.7	57.6	62.2	62.3	59.8	56.5	49.3	45.5	41.2						
45	19.9	20.6	21.7	24.9	27.0	28.3	27.8	26.8	26.1	23.8	22.4	20.6						
50	9.86	10.3	10.9	12.1	13.4	14.2	13.9	13.5	13.5	12.4	11.3	10.0						
55	4.23	4.44	4.64	5.21	5.62	6.09	6.04	5.69	5.62	5.25	4.47	4.20						
60	2.33	2.35	2.35	2.37	2.38	2.44	2.43	2.36	2.35	2.29	2.27	2.29						
65	1.79	1.81	1.82	1.85	1.85	1.86	1.84	1.82	1.81	1.79	1.78	1.77						
70	1.34	1.35	1.37	1.40	1.42	1.44	1.45	1.42	1.41	1.38	1.35	1.33						
75	0.89	0.90	0.91	0.94	0.96	0.98	0.99	0.97	0.96	0.94	0.91	0.88						
80	0.51	0.51	0.52	0.56	0.57	0.60	0.61	0.59	0.59	0.56	0.53	0.50						
85	0.20	0.20	0.21	0.24	0.25	0.28	0.30	0.28	0.27	0.26	0.22	0.20						
90	0.00	0.00	0.00	0.00	0.00	0.00	0.00	0.00	0.00	0.00	0.00	0.00						
95	0.00	0.00	0.00	0.00	0.00	0.00	0.00	0.00	0.00	0.00	0.00	0.00						
100	0.00	0.00	0.00	0.00	0.00	0.00	0.00	0.00	0.00	0.00	0.00	0.00						
105	0.00	0.00	0.00	0.00	0.00	0.00	0.00	0.00	0.00	0.00	0.00	0.00						
110	0.00	0.00	0.00	0.00	0.00	0.00	0.00	0.00	0.00	0.00	0.00	0.00						
115	0.00	0.00	0.00	0.00	0.00	0.00	0.00	0.00	0.00	0.00	0.00	0.00						
120	0.00	0.00	0.00	0.00	0.00	0.00	0.00	0.00	0.00	0.00	0.00	0.00						
125	0.00	0.00	0.00	0.00	0.00	0.00	0.00	0.00	0.00	0.00	0.00	0.00						
130	0.00	0.00	0.00	0.00	0.00	0.00	0.00	0.00	0.00	0.00	0.00	0.00						
135	0.00	0.00	0.00	0.00	0.00	0.00	0.00	0.00	0.00	0.00	0.00	0.00						
140	0.00	0.00	0.00	0.00	0.00	0.00	0.00	0.00	0.00	0.00	0.00	0.00						
145	0.00	0.00	0.00	0.00	0.00	0.00	0.00	0.00	0.00	0.00	0.00	0.00						
150	0.00	0.00	0.00	0.00	0.00	0.00	0.00	0.00	0.00	0.00	0.00	0.00						
155	0.00	0.00	0.00	0.00	0.00	0.00	0.00	0.00	0.00	0.00	0.00	0.00						
160	0.00	0.00	0.00	0.00	0.00	0.00	0.00	0.00	0.00	0.00	0.00	0.00						
165	0.00	0.00	0.00	0.00	0.00	0.00	0.00	0.00	0.00	0.00	0.00	0.00						
170	0.00	0.00	0.00	0.00	0.00	0.00	0.00	0.00	0.00	0.00	0.00	0.00						
175	0.00	0.00	0.00	0.00	0.00	0.00	0.00	0.00	0.00	0.00	0.00	0.00						
180	0.00	0.00	0.00	0.00	0.00	0.00	0.00	0.00	0.00	0.00	0.00	0.00						

C Range: 0 - 360DEG

C Interval: FOR A 36° LENS BEAM ANGLE

Test Speed: HIGH

Temperature: 77.54 °F

Operators: zoe

Test Date: 2025-7-03

γ Range: 0 - 180DEG

γ Interval: 1.0DEG

Test System: EVERFINE GO-SPEX500_V1 SYSTEM V2.00.461

Humidity: 65.0%

Test Distance: 124.409" [K=1.0000]

Remarks: LAMP: BXRH-30G10T0-G-83 Ra: 90

LENS: PM-1084B 36R

DRIVER: PUP20A-1WMC 600mA

30minutes warm-up