


Photometric report for Flanged and Flangeless Trim



Light Output Ratio:	62.2%	
Luminaire Power:	13.72 W	
SHR Nominal:	0.00	Calculated using the TM5
SHR Maximum:	0.30	fine grid method.

C Range: 0 - 360DEG
C Interval: FOR A 15° LENS BEAM ANGLE
Test Speed: HIGH
Temperature: 77.54°F
Operators: zoe
Test Date: 2025-7-03

γ Range: 0 - 180DEG
γ Interval: 1.0DEG
Test System: EVERFINE GO-SPEX500_V1 SYSTEM V2.00.461
Humidity: 65.0%
Test Distance: 124.409" [K=1.0000]
Remarks: LAMP: BXRH-30G10T0-G-83 Ra: 90
LENS: PM-1084 15R
DRIVER: PUP20A-1WMC 600mA

30minutes warm-up

LUMINOUS INTENSITY DISTRIBUTION DIAGRAM

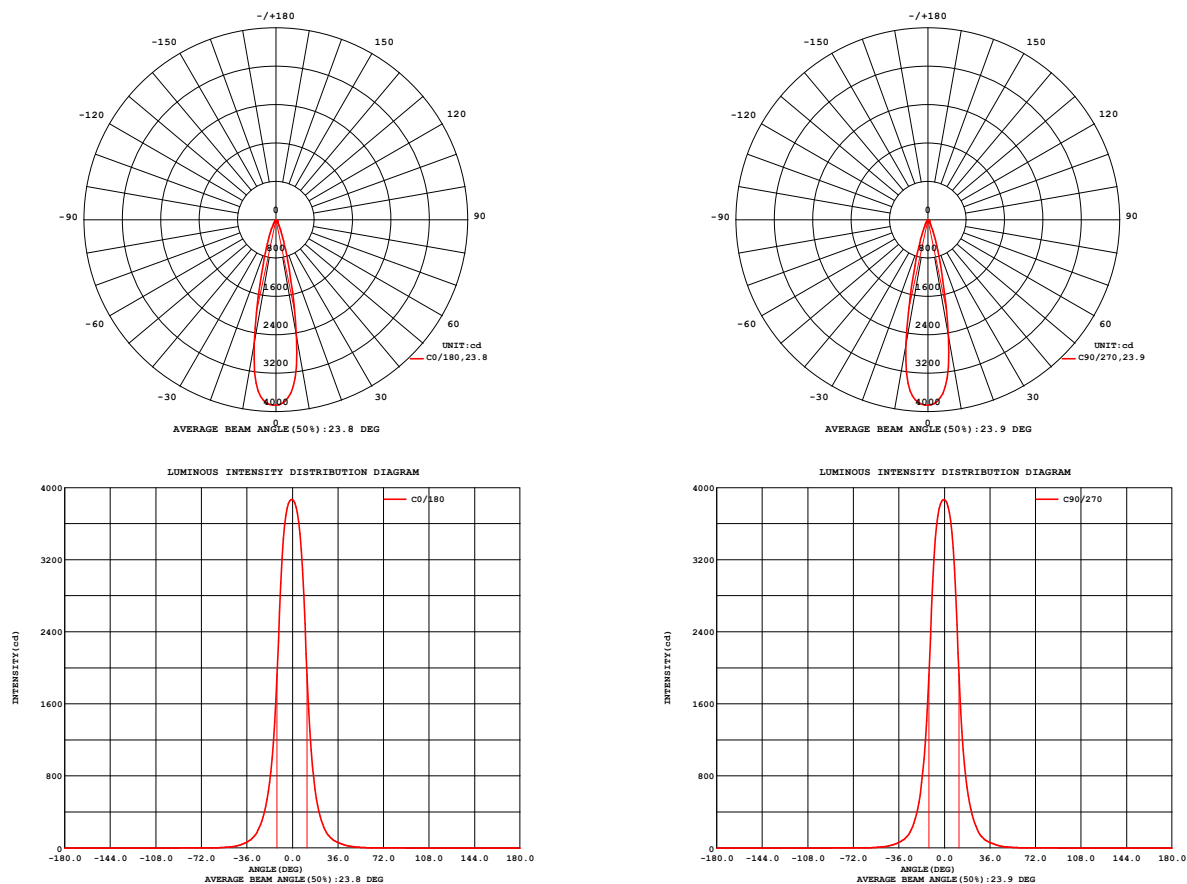


Fig. C0/C180

Fig. C90/C270

C Range: 0 - 360DEG
C Interval: FOR A 15° LENS BEAM ANGLE
Test Speed: HIGH
Temperature: 77.54°F
Operators: zoe
Test Date: 2025-7-03

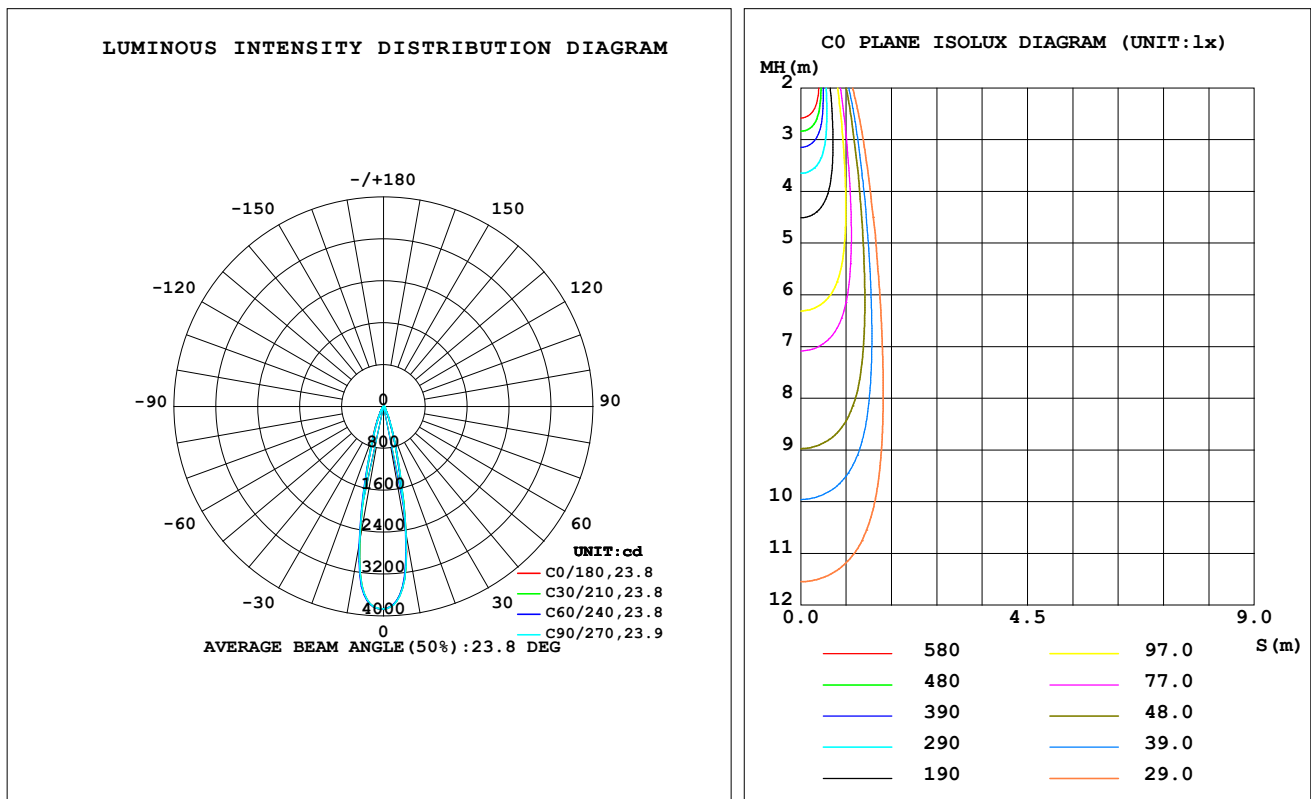
γ Range: 0 - 180DEG
γ Interval: 1.0DEG
Test System: EVERFINE GO-SPEX500_V1 SYSTEM V2.00.461
Humidity: 65.0%
Test Distance: 124.409" [K=1.0000]
Remarks: LAMP: BXRH-30G10T0-G-83 Ra: 90
LENS: PM-1084 15R
DRIVER: PUP20A-1WMC 600mA

30minutes warm-up

LUMINAIRE PHOTOMETRIC TEST REPORT

Test:U:120.20V I:0.1150A P:13.718W PF:0.9910 Freq:59.98Hz Lamp Flux:1342.44x1 lm		
NAME: CTL-M-1.5S-30K-15-RD-FX	TYPE:	WEIGHT:
SPEC.: 3000K	DIM.:	SERIAL No.: 2507030415
MFR.: MERCURY LIGHTING	SUR.: 0.001256m2	Shielding Angle:

DATA OF LAMP		PHOTOMETRIC DATA Eff: 60.88 lm/W			
MODEL	Brideglux	I _{max} (cd)	3866	S/MH (C0/180)	0.39
NOMINAL POWER (W)	13	LOR (%)	62.2	S/MH (C90/270)	0.39
RATED VOLTAGE (V)	120	TOTAL FLUX (lm)	835.22	η UP, DN (C0-180)	0.0, 30.5
NOMINAL FLUX (lm)	1342.44	CIE CLASS	DIRECT	η UP, DN (C180-360)	0.0, 31.7
LAMPS INSIDE	1	η up (%)	0.0	CIBSE SHR NOM	0.00
TEST VOLTAGE (V)	120	η down (%)	62.2	CIBSE SHR MAX	0.30



C Range: 0 - 360DEG
 C Interval: FOR A 15° LENS BEAM ANGLE
 Test Speed: HIGH
 Temperature: 77.54°F
 Operators: zoe
 Test Date: 2025-7-03

γ Range: 0 - 180DEG
 γ Interval: 1.0DEG
 Test System: EVERFINE GO-SPEX500_V1 SYSTEM V2.00.461
 Humidity: 65.0%
 Test Distance: 124.409" [K=1.0000]
 Remarks: LAMP: BXRH-30G10T0-G-83 Ra: 90
 LENS: PM-1084 15R
 DRIVER: PUP20A-1WMC 600mA

30minutes warm-up

ZONAL FLUX DIAGRAM
ZONAL FLUX DIAGRAM:

γ	C0	C45	C90	C135	C180	C225	C270	C315	γ	Φ zone	Φ total	%lum,lamp
10	2489	2456	2474	2540	2616	2653	2652	2577	0- 10	315.6	315.6	37.8,23.5
20	472.8	476.3	498.6	528.1	537.4	529.3	505.3	489.6	10- 20	332.4	648.0	77.6,48.3
30	116.9	114.9	118.4	126.8	130.9	124.7	118.0	117.7	20- 30	117.4	765.4	91.6,57
40	39.72	39.33	39.63	39.90	39.96	39.47	38.70	38.89	30- 40	45.06	810.4	97,60.4
50	11.04	10.91	10.79	10.45	10.64	10.54	10.68	10.65	40- 50	16.39	826.8	99,61.6
60	2.833	2.840	2.805	2.720	2.677	2.680	2.708	2.754	50- 60	5.166	832.0	99.6,62
70	1.434	1.436	1.428	1.413	1.410	1.393	1.398	1.404	60- 70	1.942	833.9	99.8,62.1
80	0.5707	0.5546	0.5633	0.5532	0.5667	0.5549	0.5577	0.5461	70- 80	1.011	834.9	100,62.2
90	0	0	0	0	0	0	0	0	80- 90	0.2750	835.2	100,62.2
100	0	0	0	0	0	0	0	0	90-100	0	835.2	100,62.2
110	0	0	0	0	0	0	0	0	100-110	0	835.2	100,62.2
120	0	0	0	0	0	0	0	0	110-120	0	835.2	100,62.2
130	0	0	0	0	0	0	0	0	120-130	0	835.2	100,62.2
140	0	0	0	0	0	0	0	0	130-140	0	835.2	100,62.2
150	0	0	0	0	0	0	0	0	140-150	0	835.2	100,62.2
160	0	0	0	0	0	0	0	0	150-160	0	835.2	100,62.2
170	0	0	0	0	0	0	0	0	160-170	0	835.2	100,62.2
180	0	0	0	0	0	0	0	0	170-180	0	835.2	100,62.2
DEG	LUMINOUS INTENSITY:cd									UNIT:lm		

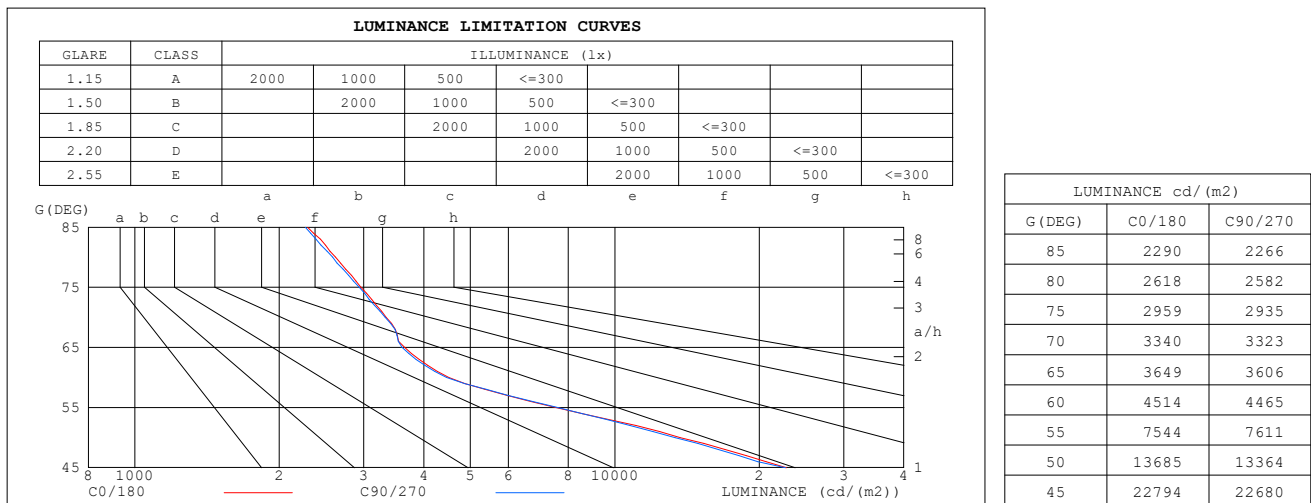
C Range: 0 - 360DEG
 C Interval: FOR A 15° LENS BEAM ANGLE
 Test Speed: HIGH
 Temperature:77.54°F
 Operators:zoe
 Test Date:2025-7-03

γ Range: 0 - 180DEG
 γ Interval: 1.0DEG
 Test System:EVERFINE GO-SPEX500_V1 SYSTEM V2.00.461
 Humidity:65.0%
 Test Distance:124.409" [K=1.0000]
 Remarks: LAMP:BXRH-30G10T0-G-83 Ra:90
 LENS:PM-1084 15R
 DRIVER:PUP20A-1WMC 600mA

30minutes warm-up

LUMINANCE LIMITATION CURVES

Test: U:120.20V I:0.1150A P:13.718W PF:0.9910 Freq:59.98Hz Lamp Flux: 1342.44x1 lm		
NAME: CTL-M-1.5S-30K-15-RD-FX	TYPE:	WEIGHT:
SPEC.: 3000K	DIM.:	SERIAL No.: 2507030415
MFR.: MERCURY LIGHTING	SUR.: 0.001256m2	Shielding Angle:



C Range: 0 - 360DEG
C Interval: FOR A 15° LENS BEAM ANGLE
Test Speed: HIGH
Temperature: 77.54°F
Operators: zoe
Test Date: 2025-7-03

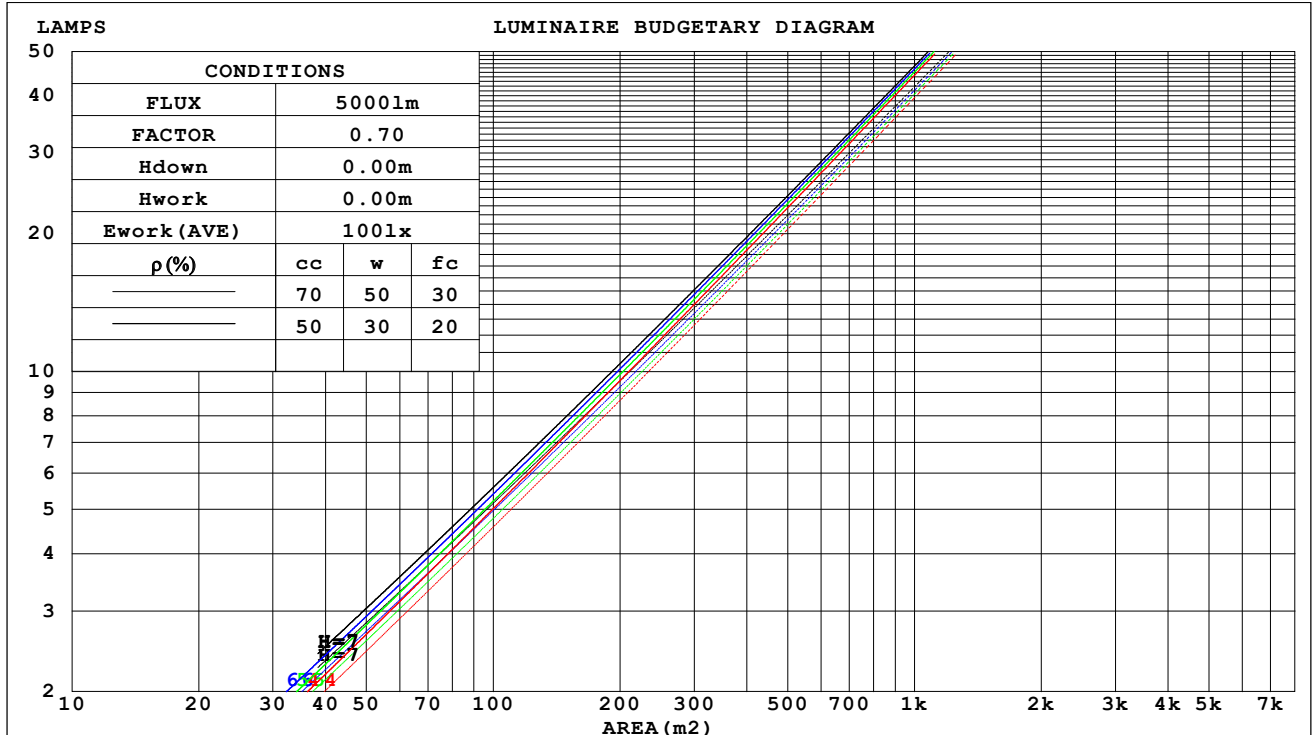
γ Range: 0 - 180DEG
γ Interval: 1.0DEG
Test System: EVERFINE GO-SPEX500_V1 SYSTEM V2.00.461
Humidity: 65.0%
Test Distance: 124.409" [K=1.0000]
Remarks: LAMP: BXRH-30G10T0-G-83 Ra:90
 LENS: PM-1084 15R
 DRIVER: PUP20A-1WMC 600mA

30minutes warm-up

CU AND LUMINAIRE BUDGETARY ESTIMATE DIAGRAM

Test:U:120.20V I:0.1150A P:13.718W PF:0.9910 Freq:59.98Hz Lamp Flux:1342.44x1 lm		
NAME: CTL-M-1.5S-30K-15-RD-FX	TYPE:	WEIGHT:
SPEC.: 3000K	DIM.:	SERIAL No.: 2507030415
MFR.: MERCURY LIGHTING	SUR.: 0.001256m2	Shielding Angle:

pcc	80%			70%			50%			30%			10%			0
pw	50%	30%	10%	50%	30%	10%	50%	30%	10%	50%	30%	10%	50%	30%	10%	0
pfc	20%			20%			20%			20%			20%			0
RCR	RCR:Room Cavity Ratio			Coefficients of Utilization(CU)												
0.0	.74	.74	.74	.72	.72	.72	.69	.69	.69	.66	.66	.66	.63	.63	.63	.62
1.0	.70	.69	.68	.69	.68	.67	.66	.66	.65	.64	.63	.63	.62	.62	.61	.60
2.0	.67	.65	.63	.66	.64	.63	.64	.62	.61	.62	.61	.60	.60	.60	.59	.58
3.0	.64	.62	.60	.63	.61	.59	.62	.60	.58	.60	.59	.58	.59	.58	.57	.56
4.0	.61	.59	.57	.61	.58	.57	.59	.57	.56	.58	.57	.55	.57	.56	.55	.54
5.0	.59	.56	.55	.58	.56	.54	.57	.55	.54	.57	.55	.53	.56	.54	.53	.52
6.0	.57	.54	.52	.57	.54	.52	.56	.54	.52	.55	.53	.52	.54	.53	.51	.51
7.0	.55	.52	.51	.55	.52	.51	.54	.52	.50	.53	.51	.50	.53	.51	.50	.49
8.0	.53	.51	.49	.53	.51	.49	.53	.50	.49	.52	.50	.49	.51	.50	.48	.48
9.0	.52	.49	.48	.52	.49	.48	.51	.49	.47	.51	.49	.47	.50	.48	.47	.47
10.0	.50	.48	.46	.50	.48	.46	.50	.48	.46	.49	.47	.46	.49	.47	.46	.45



C Range: 0 - 360DEG
 C Interval: FOR A 15° LENS BEAM ANGLE
 Test Speed: HIGH
 Temperature: 77.54°F
 Operators: zoe
 Test Date: 2025-7-03

γ Range: 0 - 180DEG
 γ Interval: 1.0DEG
 Test System: EVERFINE GO-SPEX500_V1 SYSTEM V2.00.461
 Humidity: 65.0%
 Test Distance: 124.409" [K=1.0000]
 Remarks: LAMP: BXRH-30G10T0-G-83 Ra: 90
 LENS: PM-1084 15R
 DRIVER: PUP20A-1WMC 600mA

30minutes warm-up

WEC AND CCEC

Test:U:120.20V I:0.1150A P:13.718W PF:0.9910 Freq:59.98Hz Lamp Flux:1342.44x1 lm		
NAME: CTL-M-1.5S-30K-15-RD-FX	TYPE:	WEIGHT:
SPEC.: 3000K	DIM.:	SERIAL No.: 2507030415
MFR.: MERCURY LIGHTING	SUR.: 0.001256m2	Shielding Angle:

pcc	80%			70%			50%			30%			10%			0	
pw	50%	30%	10%	50%	30%	10%	50%	30%	10%	50%	30%	10%	50%	30%	10%	0	
pfc	20%			20%			20%			20%			20%			0	
RCR	RCR:Room Cavity Ratio						Wall Exitance Coefficients(WEC)										
0.0																	
1.0	.087	.049	.016	.082	.047	.015	.075	.043	.014	.068	.039	.013	.061	.035	.011		
2.0	.080	.044	.014	.077	.042	.013	.071	.039	.012	.065	.036	.011	.059	.034	.011		
3.0	.075	.040	.012	.072	.039	.012	.067	.036	.011	.062	.034	.010	.057	.032	.010		
4.0	.070	.037	.011	.068	.036	.011	.063	.034	.010	.059	.032	.010	.055	.030	.009		
5.0	.066	.034	.010	.064	.033	.010	.060	.031	.009	.057	.030	.009	.053	.029	.009		
6.0	.063	.031	.009	.061	.031	.009	.058	.029	.009	.054	.028	.008	.052	.027	.008		
7.0	.059	.029	.008	.058	.029	.008	.055	.028	.008	.052	.027	.008	.050	.026	.008		
8.0	.057	.028	.008	.055	.027	.008	.053	.026	.008	.050	.025	.007	.048	.025	.007		
9.0	.054	.026	.007	.053	.026	.007	.051	.025	.007	.048	.024	.007	.046	.024	.007		
10.0	.052	.025	.007	.051	.024	.007	.049	.024	.007	.047	.023	.007	.045	.023	.006		

pcc	80%			70%			50%			30%			10%			0
pw	50%	30%	10%	50%	30%	10%	50%	30%	10%	50%	30%	10%	50%	30%	10%	0
pfc	20%			20%			20%			20%			20%			0
RCR	RCR:Room Cavity Ratio						Ceiling Cavity Exitance Coefficients(CCEC)									
0.0	.119	.119	.119	.101	.101	.101	.069	.069	.069	.040	.040	.040	.013	.013	.013	
1.0	.105	.098	.092	.090	.084	.079	.061	.058	.055	.035	.034	.032	.011	.011	.010	
2.0	.094	.083	.073	.080	.071	.063	.055	.049	.044	.032	.029	.026	.010	.009	.008	
3.0	.084	.070	.059	.072	.061	.051	.050	.042	.036	.029	.025	.021	.009	.008	.007	
4.0	.077	.061	.049	.066	.053	.042	.045	.037	.030	.026	.021	.018	.008	.007	.006	
5.0	.070	.053	.041	.060	.046	.036	.042	.032	.025	.024	.019	.015	.008	.006	.005	
6.0	.065	.047	.034	.056	.041	.030	.038	.029	.021	.022	.017	.013	.007	.005	.004	
7.0	.060	.042	.029	.052	.036	.026	.036	.026	.018	.021	.015	.011	.007	.005	.004	
8.0	.056	.038	.025	.048	.033	.022	.033	.023	.016	.019	.014	.009	.006	.004	.003	
9.0	.052	.034	.022	.045	.030	.019	.031	.021	.014	.018	.012	.008	.006	.004	.003	
10.0	.049	.031	.019	.042	.027	.017	.029	.019	.012	.017	.011	.007	.006	.004	.002	

C Range: 0 - 360DEG
 C Interval: FOR A 15° LENS BEAM ANGLE
 Test Speed: HIGH
 Temperature:77.54°F
 Operators:zoe
 Test Date:2025-7-03

γ Range: 0 - 180DEG
 γ Interval: 1.0DEG
 Test System:EVERFINE GO-SPEX500_V1 SYSTEM V2.00.461
 Humidity:65.0%
 Test Distance:124.409" [K=1.0000]
 Remarks: LAMP:BXRH-30G10T0-G-83 Ra:90
 LENS:PM-1084 15R
 DRIVER:PUP20A-1WMC 600mA

30minutes warm-up

UGR(Unified Glare Rating) Table

Test:U:120.20V I:0.1150A P:13.718W PF:0.9910 Freq:59.98Hz Lamp Flux:1342.44x1 lm											
NAME: CTL-M-1.5S-30K-15-RD-FX					TYPE:			WEIGHT:			
SPEC.: 3000K					DIM.:			SERIAL No.: 2507030415			
MFR.: MERCURY LIGHTING					SUR.: 0.001256m2			Shielding Angle:			
ceiling/cavity	0.7	0.7	0.5	0.5	0.3	0.7	0.7	0.5	0.5	0.3	
walls	0.5	0.3	0.5	0.3	0.3	0.5	0.3	0.5	0.3	0.3	
working plane	0.2	0.2	0.2	0.2	0.2	0.2	0.2	0.2	0.2	0.2	
Room dimensions		Viewed crosswise					Viewed endwise				
x = 2H y = 2H	2H	13.4	14.1	13.6	14.2	14.4	13.3	14.0	13.5	14.1	14.3
	3H	13.4	14.0	13.6	14.2	14.4	13.3	13.9	13.5	14.1	14.3
	4H	13.3	13.9	13.6	14.1	14.3	13.2	13.8	13.5	14.0	14.3
	6H	13.3	13.9	13.6	14.1	14.3	13.2	13.8	13.5	14.0	14.2
	8H	13.3	13.8	13.6	14.1	14.3	13.2	13.7	13.5	14.0	14.2
	12H	13.2	13.8	13.5	14.0	14.3	13.1	13.7	13.5	13.9	14.2
4H	2H	13.3	13.8	13.5	14.1	14.3	13.2	13.8	13.4	14.0	14.2
	3H	13.2	13.8	13.5	14.0	14.3	13.1	13.7	13.4	13.9	14.2
	4H	13.2	13.7	13.6	14.0	14.3	13.1	13.6	13.5	13.9	14.2
	6H	13.2	13.6	13.6	13.9	14.3	13.1	13.5	13.5	13.8	14.2
	8H	13.2	13.6	13.6	13.9	14.3	13.1	13.5	13.5	13.8	14.2
	12H	13.1	13.5	13.5	13.9	14.3	13.0	13.4	13.4	13.8	14.2
8H	4H	13.1	13.5	13.5	13.9	14.2	13.0	13.4	13.4	13.8	14.1
	6H	13.1	13.4	13.5	13.8	14.2	13.0	13.3	13.4	13.7	14.1
	8H	13.1	13.4	13.5	13.8	14.2	13.0	13.3	13.4	13.7	14.1
	12H	13.1	13.3	13.5	13.7	14.2	13.0	13.2	13.4	13.7	14.1
12H	4H	13.1	13.4	13.5	13.8	14.2	13.0	13.3	13.4	13.7	14.1
	6H	13.1	13.3	13.5	13.8	14.2	13.0	13.2	13.4	13.7	14.1
	8H	13.0	13.3	13.5	13.7	14.2	12.9	13.2	13.4	13.6	14.1
Variations with the observer position at spacings(CIE Pub.117):											
S = 1.0H		+ 2.5 / - 5.2					+ 2.6 / - 5.2				
1.5H		+ 4.0 / - 4.4					+ 4.2 / - 4.4				
2.0H		+ 4.3 / - 3.5					+ 4.5 / - 3.5				

CIE Pub.117, 1342 lm Total Lamp Luminous Flux Correct (8log(F/F0) = 1.0)
 Area: 0.001256 m2

C Range: 0 - 360DEG	γ Range: 0 - 180DEG
C Interval: FOR A 15° LENS BEAM ANGLE	γ Interval: 1.0DEG
Test Speed: HIGH	Test System:EVERFINE GO-SPEX500_V1 SYSTEM V2.00.461
Temperature:77.54°F	Humidity:65.0%
Operators:zoe	Test Distance:124.409" [K=1.0000]
Test Date:2025-7-03	Remarks: LAMP:BXRH-30G10T0-G-83 Ra:90
	LENS:PM-1084 15R
	DRIVER:PUP20A-1WMC 600mA
	30minutes warm-up

UTILIZATION FACTORS TABLE

Test:U:120.20V I:0.1150A P:13.718W PF:0.9910 Freq:59.98Hz Lamp Flux:1342.44x1 lm		
NAME: CTL-M-1.5S-30K-15-RD-FX	TYPE:	WEIGHT:
SPEC.: 3000K	DIM.:	SERIAL No.: 2507030415
MFR.: MERCURY LIGHTING	SUR.: 0.001256m2	Shielding Angle:

REFLECTANCE										
Ceiling	0.8	0.8	0.8	0.7	0.7	0.7	0.5	0.5	0.5	0
Walls	0.7	0.5	0.3	0.7	0.5	0.3	0.7	0.5	0.3	0
Working plane	0.2	0.2	0.2	0.2	0.2	0.2	0.2	0.2	0.2	0
ROOM INDEX	UTILIZATION FACTORS (PERCENT) $k(RI) \times RCR = 5$									
$k = 0.60$	56	52	50	56	52	50	55	52	50	48
0.80	60	57	55	60	57	55	59	56	54	52
1.00	63	60	57	62	59	57	61	59	57	55
1.25	65	62	60	64	62	60	63	61	59	57
1.50	67	64	62	66	63	62	65	63	61	58
2.00	68	66	64	67	65	63	66	64	62	59
2.50	69	67	65	68	66	65	66	65	63	60
3.00	70	68	66	69	67	66	67	65	64	60
4.00	71	69	68	70	68	67	68	67	66	61
5.00	72	71	69	71	69	68	68	67	67	62
ROOM INDEX	UF(total)									Direct
According to DIN EN 13032-2 2004			Suspended					SHRNOM = 1.25		

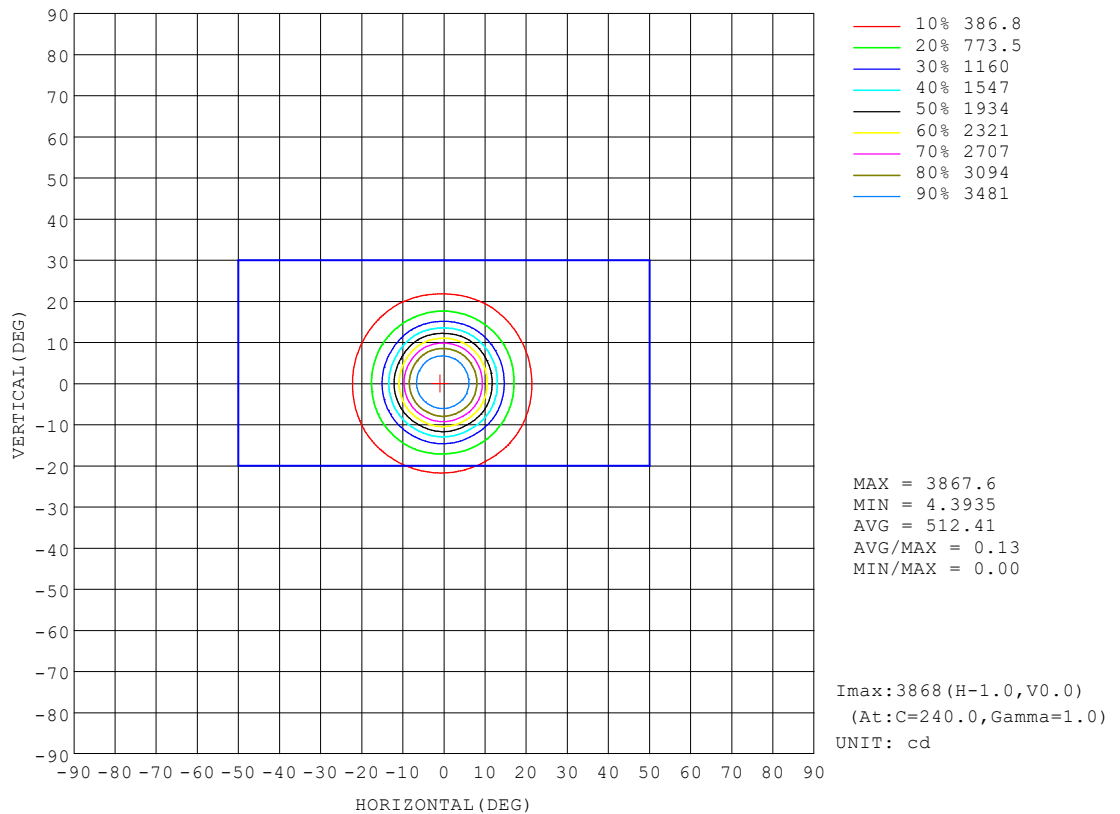
C Range: 0 - 360DEG
 C Interval: FOR A 15° LENS BEAM ANGLE
 Test Speed: HIGH
 Temperature: 77.54°F
 Operators: zoe
 Test Date: 2025-7-03

γ Range: 0 - 180DEG
 γ Interval: 1.0DEG
 Test System: EVERFINE GO-SPEX500_V1 SYSTEM V2.00.461
 Humidity: 65.0%
 Test Distance: 124.409" [K=1.0000]
 Remarks: LAMP: BXRH-30G10T0-G-83 Ra:90
 LENS: PM-1084 15R
 DRIVER: PUP20A-1WMC 600mA

30minutes warm-up

ISOCANDELA DIAGRAM

Test:U:120.20V I:0.1150A P:13.718W PF:0.9910 Freq:59.98Hz Lamp Flux:1342.44x1 lm		
NAME: CTL-M-1.5S-30K-15-RD-FX	TYPE:	WEIGHT:
SPEC.: 3000K	DIM.:	SERIAL No.: 2507030415
MFR.: MERCURY LIGHTING	SUR.: 0.001256m2	Shielding Angle:



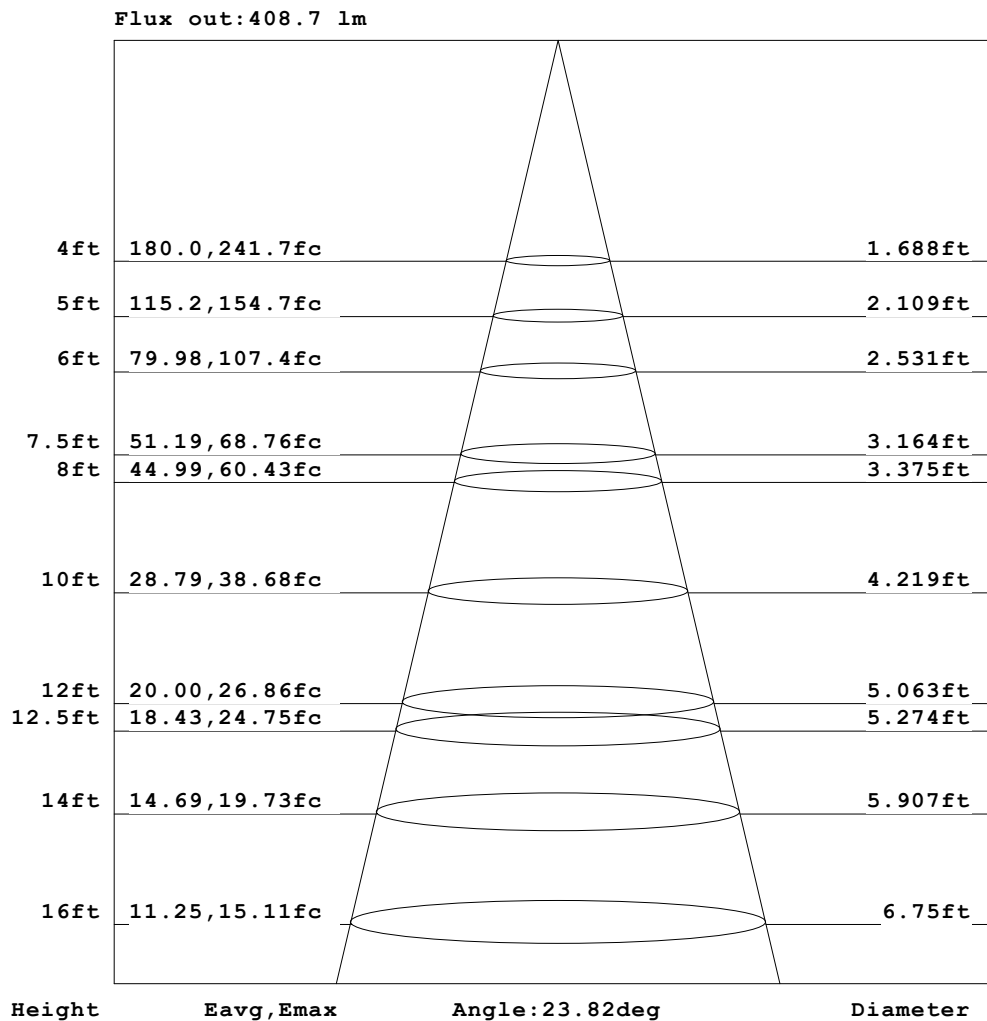
C Range: 0 - 360DEG
C Interval: FOR A 15° LENS BEAM ANGLE
Test Speed: HIGH
Temperature:77.54°F
Operators:zoe
Test Date:2025-7-03

γ Range: 0 - 180DEG
γ Interval: 1.0DEG
Test System:EVERFINE GO-SPEX500_V1 SYSTEM V2.00.461
Humidity:65.0%
Test Distance:124.409" [K=1.0000]
Remarks: LAMP:BXRH-30G10T0-G-83 Ra:90
LENS:PM-1084 15R
DRIVER:PUP20A-1WMC 600mA

30minutes warm-up

AAI Figure

Test:U:120.20V I:0.1150A P:13.718W PF:0.9910 Freq:59.98Hz Lamp Flux:1342.44x1 lm		
NAME: CTL-M-1.5S-30K-15-RD-FX	TYPE:	WEIGHT:
SPEC.: 3000K	DIM.:	SERIAL No.: 2507030415
MFR.: MERCURY LIGHTING	SUR.: 0.001256m2	Shielding Angle:



Note: The Curves indicate the illuminated area and the average illumination when the luminaire is at different distance.

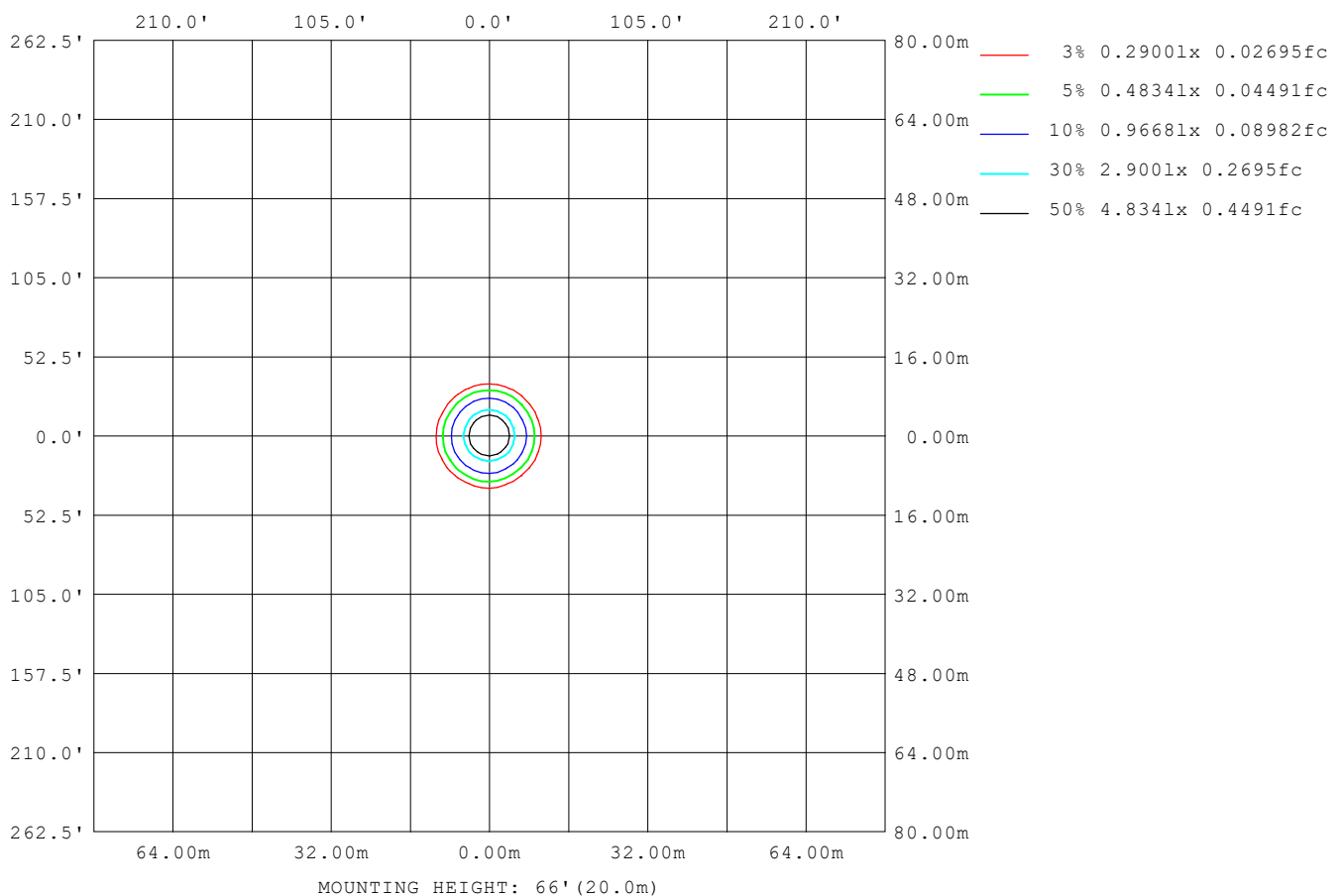
C Range: 0 - 360DEG
 C Interval: FOR A 15° LENS BEAM ANGLE
 Test Speed: HIGH
 Temperature: 77.54°F
 Operators: zoe
 Test Date: 2025-7-03

γ Range: 0 - 180DEG
 γ Interval: 1.0DEG
 Test System: EVERFINE GO-SPEX500_V1 SYSTEM V2.00.461
 Humidity: 65.0%
 Test Distance: 124.409" [K=1.0000]
 Remarks: LAMP: BXRH-30G10T0-G-83 Ra:90
 LENS: PM-1084 15R
 DRIVER: PUP20A-1WMC 600mA

30minutes warm-up

ISOLUX DIAGRAM

Test:U:120.20V I:0.1150A P:13.718W PF:0.9910 Freq:59.98Hz Lamp Flux:1342.44x1 lm		
NAME: CTL-M-1.5S-30K-15-RD-FX	TYPE:	WEIGHT:
SPEC.: 3000K	DIM.:	SERIAL No.: 2507030415
MFR.: MERCURY LIGHTING	SUR.: 0.001256m2	Shielding Angle:



C Range: 0 - 360DEG
C Interval: FOR A 15° LENS BEAM ANGLE
Test Speed: HIGH
Temperature: 77.54°F
Operators: zoe
Test Date: 2025-7-03

γ Range: 0 - 180DEG
γ Interval: 1.0DEG
Test System: EVERFINE GO-SPEX500_V1 SYSTEM V2.00.461
Humidity: 65.0%
Test Distance: 124.409" [K=1.0000]
Remarks: LAMP: BXRH-30G10T0-G-83 Ra: 90
LENS: PM-1084 15R
DRIVER: PUP20A-1WMC 600mA

30minutes warm-up

LED Avg.L Report

Test:U:120.20V I:0.1150A P:13.718W PF:0.9910 Freq:59.98Hz Lamp Flux:1342.44x1 lm		
NAME: CTL-M-1.5S-30K-15-RD-FX	TYPE:	WEIGHT:
SPEC.: 3000K	DIM.:	SERIAL No.: 2507030415
MFR.: MERCURY LIGHTING	SUR.: 0.001256m2	Shielding Angle:

AvgL	cd/m2
L_0~180 (65) av	3575
L_0~180 (75) av	2938
L_0~180 (85) av	2308
L_90~270 (65) av	3557
L_90~270 (75) av	2909
L_90~270 (85) av	2276
L_45 (65) av	3563
L_45 (75) av	2901
L_45 (85) av	2146

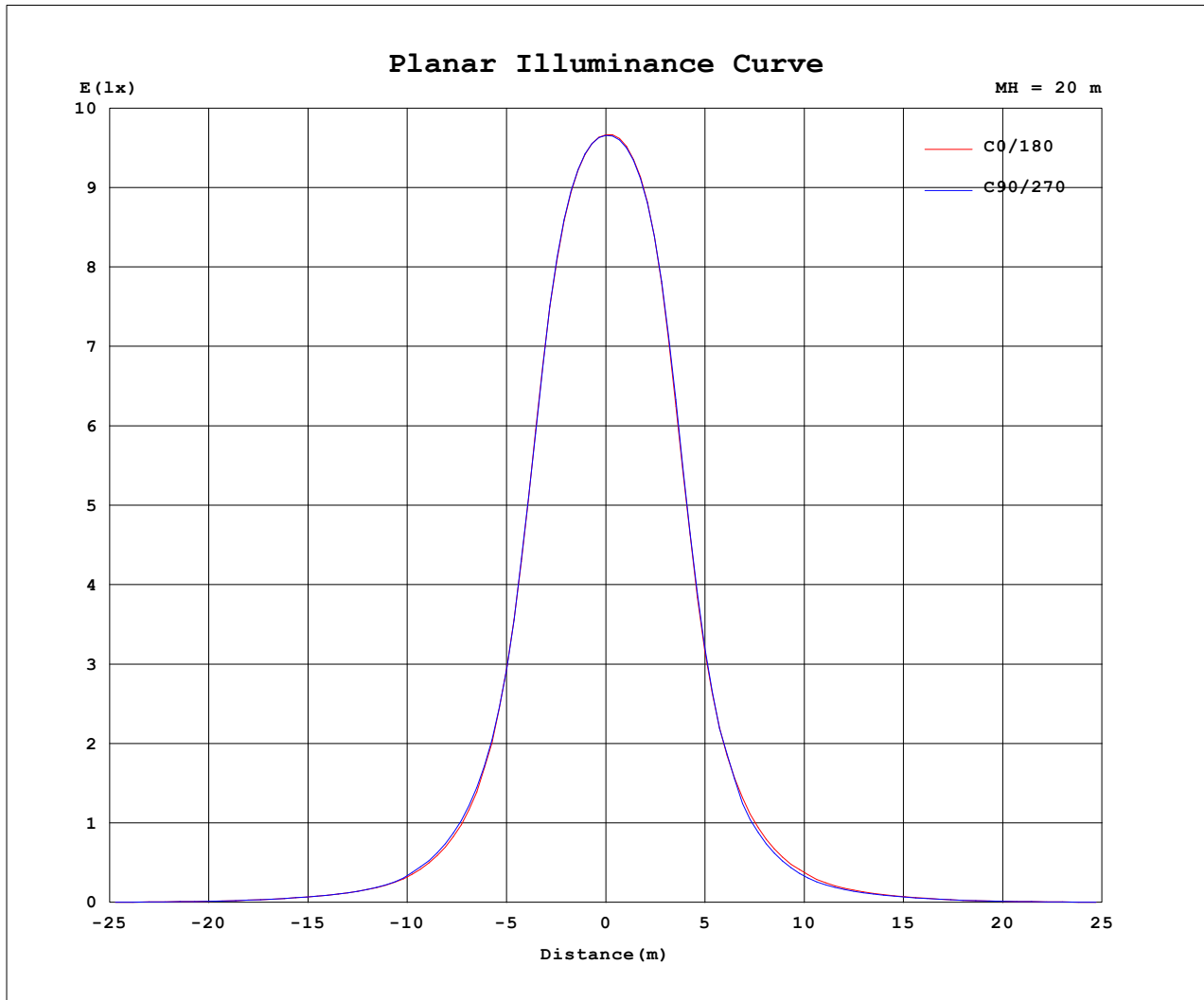
Standard: GB/T 29293-2012

C Range: 0 - 360DEG
 C Interval: FOR A 15° LENS BEAM ANGLE
 Test Speed: HIGH
 Temperature: 77.54°F
 Operators: zoe
 Test Date: 2025-7-03

γ Range: 0 - 180DEG
 γ Interval: 1.0DEG
 Test System: EVERFINE GO-SPEX500_V1 SYSTEM V2.00.461
 Humidity: 65.0%
 Test Distance: 124.409" [K=1.0000]
 Remarks: LAMP: BXRH-30G10T0-G-83 Ra: 90
 LENS: PM-1084 15R
 DRIVER: PUP20A-1WMC 600mA

30minutes warm-up

Planar Illuminance Curve



C Range: 0 - 360DEG
C Interval: FOR A 15° LENS BEAM ANGLE
Test Speed: HIGH
Temperature: 77.54°F
Operators: zoe
Test Date: 2025-7-03

γ Range: 0 - 180DEG
γ Interval: 1.0DEG
Test System: EVERFINE GO-SPEX500_V1 SYSTEM V2.00.461
Humidity: 65.0%
Test Distance: 124.409" [K=1.0000]
Remarks: LAMP: BXRH-30G10T0-G-83 Ra: 90
LENS: PM-1084 15R
DRIVER: PUP20A-1WMC 600mA

30minutes warm-up

LUMINOUS DISTRIBUTION INTENSITY DATA

Test:U:120.20V I:0.1150A P:13.718W PF:0.9910 Freq:59.98Hz Lamp Flux:1342.44x1 lm		
NAME: CTL-M-1.5S-30K-15-RD-FX	TYPE:	WEIGHT:
SPEC.: 3000K	DIM.:	SERIAL No.: 2507030415
MFR.: MERCURY LIGHTING	SUR.: 0.001256m2	Shielding Angle:

Table--1

UNIT: cd

C (DEG) γ (DEG)	0	30	60	90	120	150	180	210	240	270	300	330						
0	3865	3865	3865	3865	3865	3865	3865	3865	3865	3865	3865	3865						
5	3618	3615	3606	3628	3646	3675	3694	3699	3710	3691	3667	3633						
10	2489	2481	2430	2474	2505	2575	2616	2623	2684	2652	2619	2535						
15	1085	1088	1048	1090	1111	1155	1170	1158	1206	1180	1182	1115						
20	473	483	470	499	516	540	537	528	531	505	503	477						
25	226	236	223	243	248	261	260	252	251	236	241	226						
30	117	117	113	118	123	130	131	125	124	118	119	116						
35	68.9	68.6	67.1	69.3	71.3	73.9	74.1	71.8	71.1	68.3	68.2	68.0						
40	39.7	40.0	38.6	39.6	39.4	40.4	40.0	39.0	40.0	38.7	38.8	39.0						
45	20.2	20.6	19.2	20.1	18.9	19.9	19.6	18.6	20.3	19.3	20.0	19.7						
50	11.0	11.1	10.7	10.8	10.4	10.5	10.6	10.3	10.8	10.7	10.6	10.7						
55	5.43	5.62	5.53	5.49	5.27	5.43	5.35	5.18	5.28	5.36	5.23	5.30						
60	2.83	2.87	2.81	2.81	2.73	2.71	2.68	2.65	2.71	2.71	2.73	2.78						
65	1.94	1.94	1.91	1.91	1.89	1.88	1.86	1.85	1.87	1.86	1.89	1.90						
70	1.43	1.45	1.43	1.43	1.41	1.41	1.41	1.39	1.39	1.40	1.40	1.41						
75	0.96	0.96	0.95	0.95	0.94	0.95	0.95	0.93	0.94	0.94	0.94	0.93						
80	0.57	0.56	0.55	0.56	0.55	0.56	0.57	0.55	0.56	0.56	0.55	0.54						
85	0.25	0.24	0.23	0.25	0.24	0.24	0.25	0.24	0.25	0.25	0.23	0.23						
90	0.00	0.00	0.00	0.00	0.00	0.00	0.00	0.00	0.00	0.00	0.00	0.00						
95	0.00	0.00	0.00	0.00	0.00	0.00	0.00	0.00	0.00	0.00	0.00	0.00						
100	0.00	0.00	0.00	0.00	0.00	0.00	0.00	0.00	0.00	0.00	0.00	0.00						
105	0.00	0.00	0.00	0.00	0.00	0.00	0.00	0.00	0.00	0.00	0.00	0.00						
110	0.00	0.00	0.00	0.00	0.00	0.00	0.00	0.00	0.00	0.00	0.00	0.00						
115	0.00	0.00	0.00	0.00	0.00	0.00	0.00	0.00	0.00	0.00	0.00	0.00						
120	0.00	0.00	0.00	0.00	0.00	0.00	0.00	0.00	0.00	0.00	0.00	0.00						
125	0.00	0.00	0.00	0.00	0.00	0.00	0.00	0.00	0.00	0.00	0.00	0.00						
130	0.00	0.00	0.00	0.00	0.00	0.00	0.00	0.00	0.00	0.00	0.00	0.00						
135	0.00	0.00	0.00	0.00	0.00	0.00	0.00	0.00	0.00	0.00	0.00	0.00						
140	0.00	0.00	0.00	0.00	0.00	0.00	0.00	0.00	0.00	0.00	0.00	0.00						
145	0.00	0.00	0.00	0.00	0.00	0.00	0.00	0.00	0.00	0.00	0.00	0.00						
150	0.00	0.00	0.00	0.00	0.00	0.00	0.00	0.00	0.00	0.00	0.00	0.00						
155	0.00	0.00	0.00	0.00	0.00	0.00	0.00	0.00	0.00	0.00	0.00	0.00						
160	0.00	0.00	0.00	0.00	0.00	0.00	0.00	0.00	0.00	0.00	0.00	0.00						
165	0.00	0.00	0.00	0.00	0.00	0.00	0.00	0.00	0.00	0.00	0.00	0.00						
170	0.00	0.00	0.00	0.00	0.00	0.00	0.00	0.00	0.00	0.00	0.00	0.00						
175	0.00	0.00	0.00	0.00	0.00	0.00	0.00	0.00	0.00	0.00	0.00	0.00						
180	0.00	0.00	0.00	0.00	0.00	0.00	0.00	0.00	0.00	0.00	0.00	0.00						

C Range: 0 - 360DEG

C Interval: FOR A 15° LENS BEAM ANGLE

Test Speed: HIGH

Temperature: 77.54°F

Operators: zoe

Test Date: 2025-7-03

γ Range: 0 - 180DEG

γ Interval: 1.0DEG

Test System: EVERFINE GO-SPEX500_V1 SYSTEM V2.00.461

Humidity: 65.0%

Test Distance: 124.409" [K=1.0000]

Remarks: LAMP: BXRH-30G10T0-G-83 Ra: 90

LENS: PM-1084 15R

DRIVER: PUP20A-1WMC 600mA

30minutes warm-up