

Photometric report for Flanged and Flangeless Trim



Light Output Ratio:	72.5%	
Luminaire Power:	13.69 W	
SHR Nominal:	0.75	Calculated using the TM5
SHR Maximum:	0.80	fine grid method.

C Range: 0 - 360DEG
C Interval: FOR A 60° LENS BEAM ANGLE
Test Speed: HIGH
Temperature: 77.54°F
Operators: zoe
Test Date: 2025-7-03

γ Range: 0 - 180DEG
γ Interval: 1.0DEG
Test System: EVERFINE GO-SPEX500_V1 SYSTEM V2.00.461
Humidity: 65.0%
Test Distance: 124.409" [K=1.0000]
Remarks: LAMP: BXRH-30G10T0-G-83 Ra: 90
LENS: PM-1084C 50R
DRIVER: PUP20A-1WMC 600mA

30minutes warm-up

LUMINOUS INTENSITY DISTRIBUTION DIAGRAM

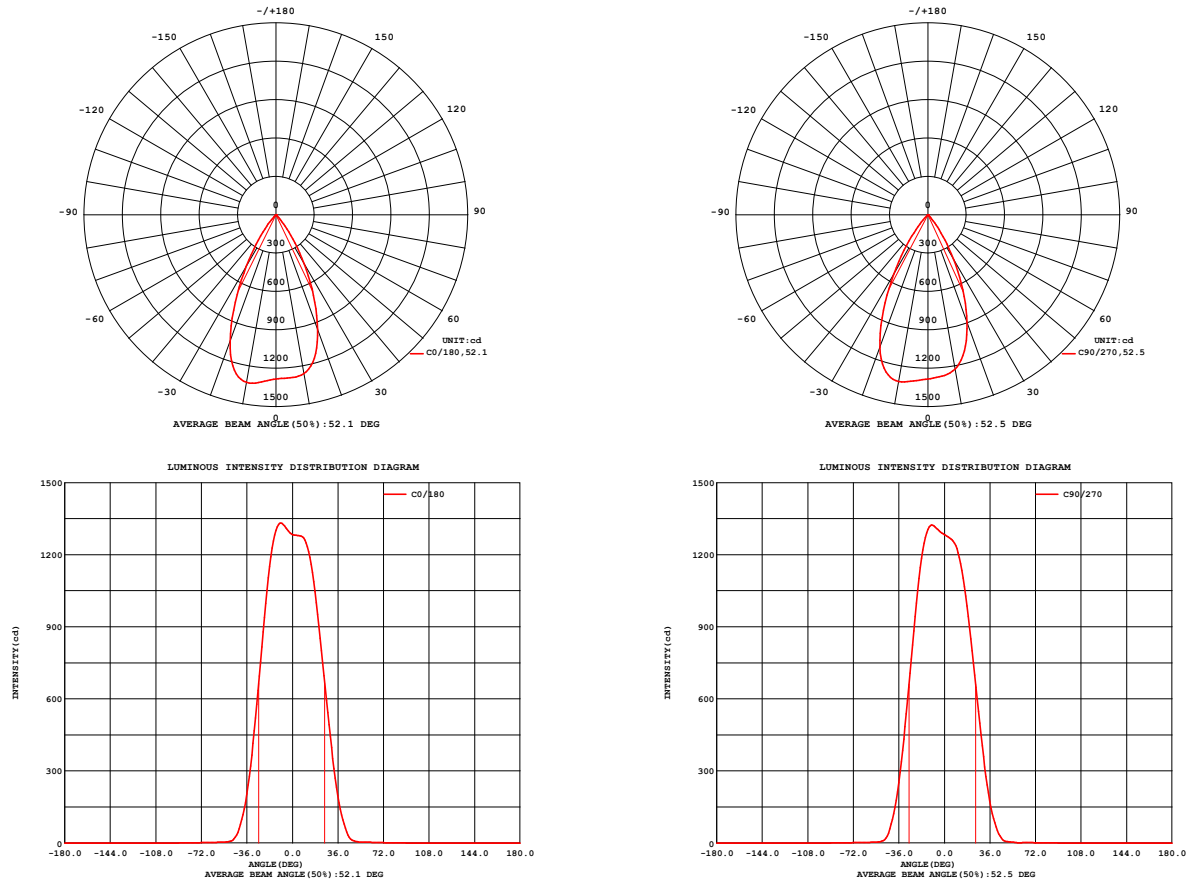


Fig. C0/C180

Fig. C90/C270

C Range: 0 - 360DEG
C Interval: FOR A 60° LENS BEAM ANGLE
Test Speed: HIGH
Temperature: 77.54°F
Operators: zoe
Test Date: 2025-7-03

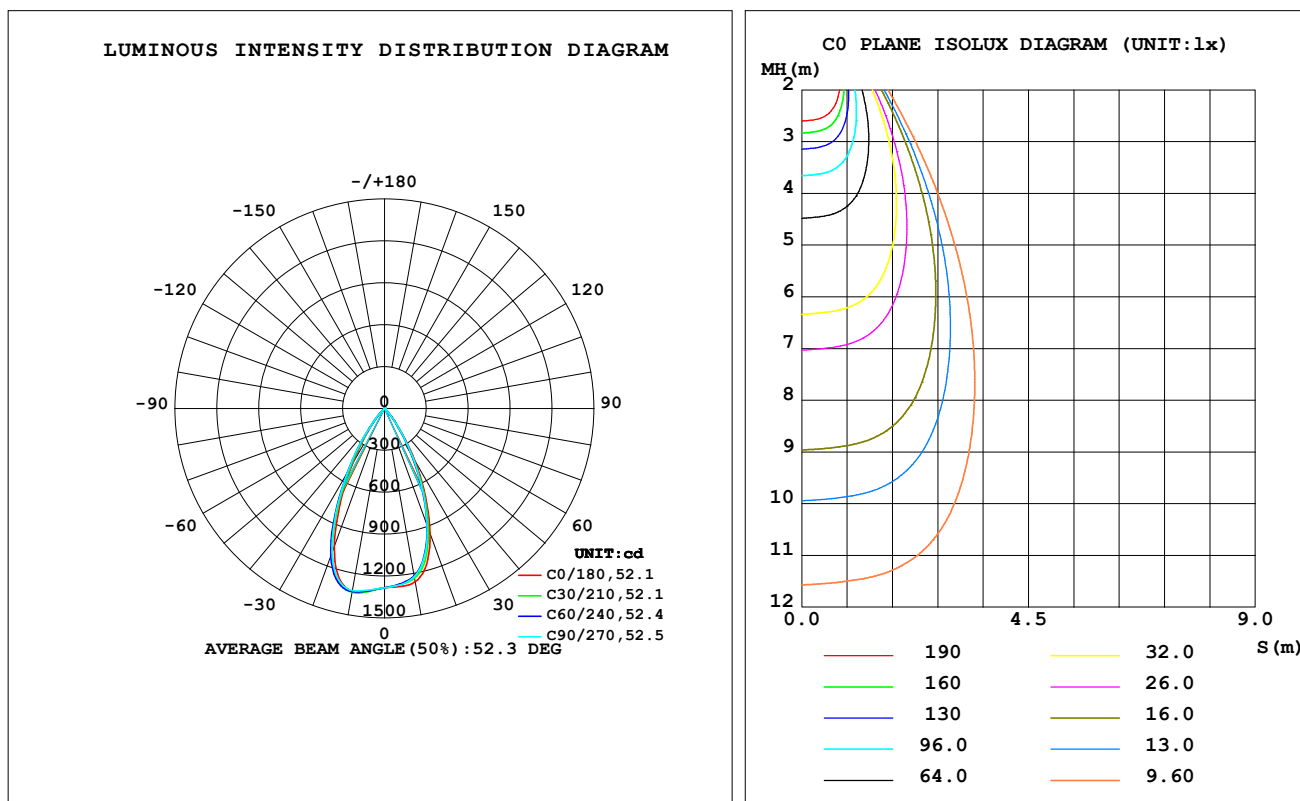
γ Range: 0 - 180DEG
γ Interval: 1.0DEG
Test System: EVERFINE GO-SPEX500_V1 SYSTEM V2.00.461
Humidity: 65.0%
Test Distance: 124.409" [K=1.0000]
Remarks: LAMP: BXRH-30G10T0-G-83 Ra: 90
LENS: PM-1084C 50R
DRIVER: PUP20A-1WMC 600mA

30minutes warm-up

LUMINAIRE PHOTOMETRIC TEST REPORT

Test:U:120.19V I:0.1149A P:13.687W PF:0.9901 Freq:59.98Hz Lamp Flux:1342.44x1 lm		
NAME: CTL-M-1.5S-30K-60-RD-AD	TYPE:	WEIGHT:
SPEC.: 3000K	DIM.:	SERIAL No.: 2507030422
MFR.: MERCURY LIGHTING	SUR.: 0.001256m2	Shielding Angle:

DATA OF LAMP		PHOTOMETRIC DATA				Eff: 71.08 lm/W
MODEL	Brideglux	I _{max} (cd)	1337	S/MH (C0/180)	0.80	
NOMINAL POWER (W)	13	LOR (%)	72.5	S/MH (C90/270)	0.84	
RATED VOLTAGE (V)	120	TOTAL FLUX (lm)	972.87	η UP, DN (C0-180)	0.0, 33.7	
NOMINAL FLUX (lm)	1342.44	CIE CLASS	DIRECT	η UP, DN (C180-360)	0.0, 38.7	
LAMPS INSIDE	1	η up (%)	0.0	CIBSE SHR NOM	0.75	
TEST VOLTAGE (V)	120	η down (%)	72.5	CIBSE SHR MAX	0.80	



C Range: 0 - 360DEG
 C Interval: FOR A 60° LENS BEAM ANGLE
 Test Speed: HIGH
 Temperature: 77.54°F
 Operators: zoe
 Test Date: 2025-7-03

γ Range: 0 - 180DEG
 γ Interval: 1.0DEG
 Test System: EVERFINE GO-SPEX500_V1 SYSTEM V2.00.461
 Humidity: 65.0%
 Test Distance: 124.409" [K=1.0000]
 Remarks: LAMP: BXRH-30G10T0-G-83 Ra: 90
 LENS: PM-1084C 50R
 DRIVER: PUP20A-1WMC 600mA

30minutes warm-up

ZONAL FLUX DIAGRAM
ZONAL FLUX DIAGRAM:

γ	C0	C45	C90	C135	C180	C225	C270	C315	γ	Φ zone	Φ total	%lum,lamp
10	1260	1226	1224	1276	1330	1334	1323	1299	0- 10	123.1	123.1	12.7,9.17
20	952.4	903.3	896.3	961.1	1052	1111	1102	1036	10- 20	330.0	453.1	46.6,33.8
30	444.0	407.9	403.8	423.3	466.5	521.4	537.0	499.0	20- 30	331.3	784.4	80.6,58.4
40	96.99	87.33	84.05	87.94	97.59	113.6	122.5	111.5	30- 40	155.9	940.2	96.6,70
50	6.266	5.973	5.553	5.330	5.557	5.843	6.076	6.010	40- 50	25.92	966.2	99.3,72
60	2.846	2.709	0.6305	2.626	2.655	2.564	2.584	2.679	50- 60	3.047	969.2	99.6,72.2
70	1.612	1.617	1.426	1.601	1.579	1.624	1.801	1.657	60- 70	2.184	971.4	99.8,72.4
80	0.6609	0.6470	0.4870	0.6567	0.6649	0.6603	0.6814	0.6755	70- 80	1.157	972.5	100,72.4
90	0	0	0	0	0	0	0	0	80- 90	0.3169	972.9	100,72.5
100	0	0	0	0	0	0	0	0	90-100	0	972.9	100,72.5
110	0	0	0	0	0	0	0	0	100-110	0	972.9	100,72.5
120	0	0	0	0	0	0	0	0	110-120	0	972.9	100,72.5
130	0	0	0	0	0	0	0	0	120-130	0	972.9	100,72.5
140	0	0	0	0	0	0	0	0	130-140	0	972.9	100,72.5
150	0	0	0	0	0	0	0	0	140-150	0	972.9	100,72.5
160	0	0	0	0	0	0	0	0	150-160	0	972.9	100,72.5
170	0	0	0	0	0	0	0	0	160-170	0	972.9	100,72.5
180	0	0	0	0	0	0	0	0	170-180	0	972.9	100,72.5
DEG	LUMINOUS INTENSITY:cd									UNIT:lm		

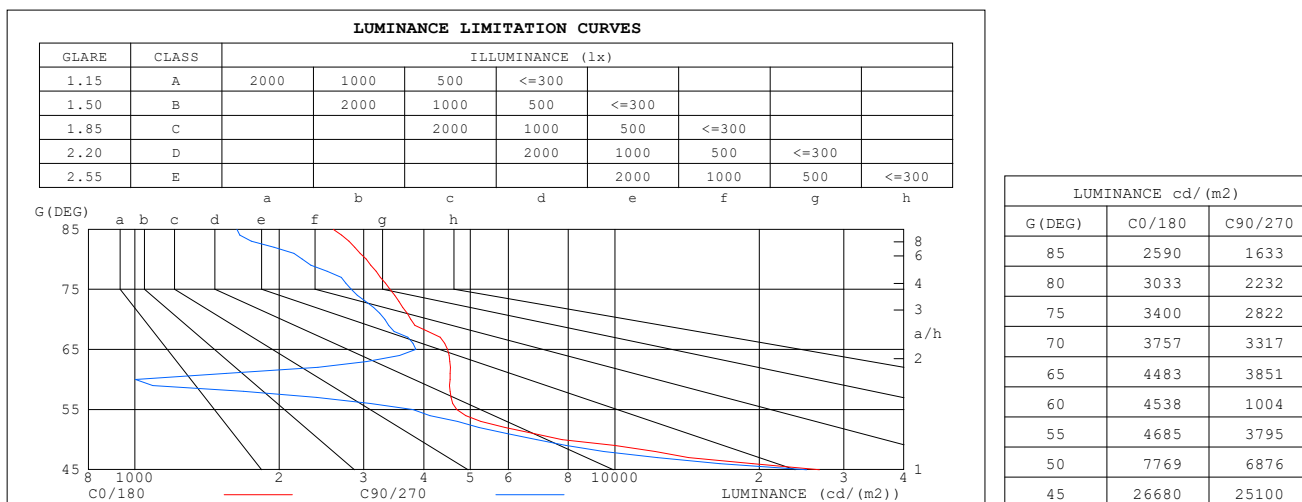
C Range: 0 - 360DEG
 C Interval: FOR A 60° LENS BEAM ANGLE
 Test Speed: HIGH
 Temperature:77.54°F
 Operators:zoe
 Test Date:2025-7-03

γ Range: 0 - 180DEG
 γ Interval: 1.0DEG
 Test System:EVERFINE GO-SPEX500_V1 SYSTEM V2.00.461
 Humidity:65.0%
 Test Distance:124.409" [K=1.0000]
 Remarks: LAMP:BXRH-30G10T0-G-83 Ra:90
 LENS:PM-1084C 50R
 DRIVER:PUP20A-1WMC 600mA

30minutes warm-up

LUMINANCE LIMITATION CURVES

Test: U:120.19V I:0.1149A P:13.687W PF:0.9901 Freq:59.98Hz Lamp Flux: 1342.44x1 lm		
NAME: CTL-M-1.5S-30K-60-RD-AD	TYPE:	WEIGHT:
SPEC.: 3000K	DIM.:	SERIAL No.: 2507030422
MFR.: MERCURY LIGHTING	SUR.: 0.001256m2	Shielding Angle:



C Range: 0 - 360DEG
C Interval: FOR A 60° LENS BEAM ANGLE
Test Speed: HIGH
Temperature: 77.54°F
Operators: zoe
Test Date: 2025-7-03

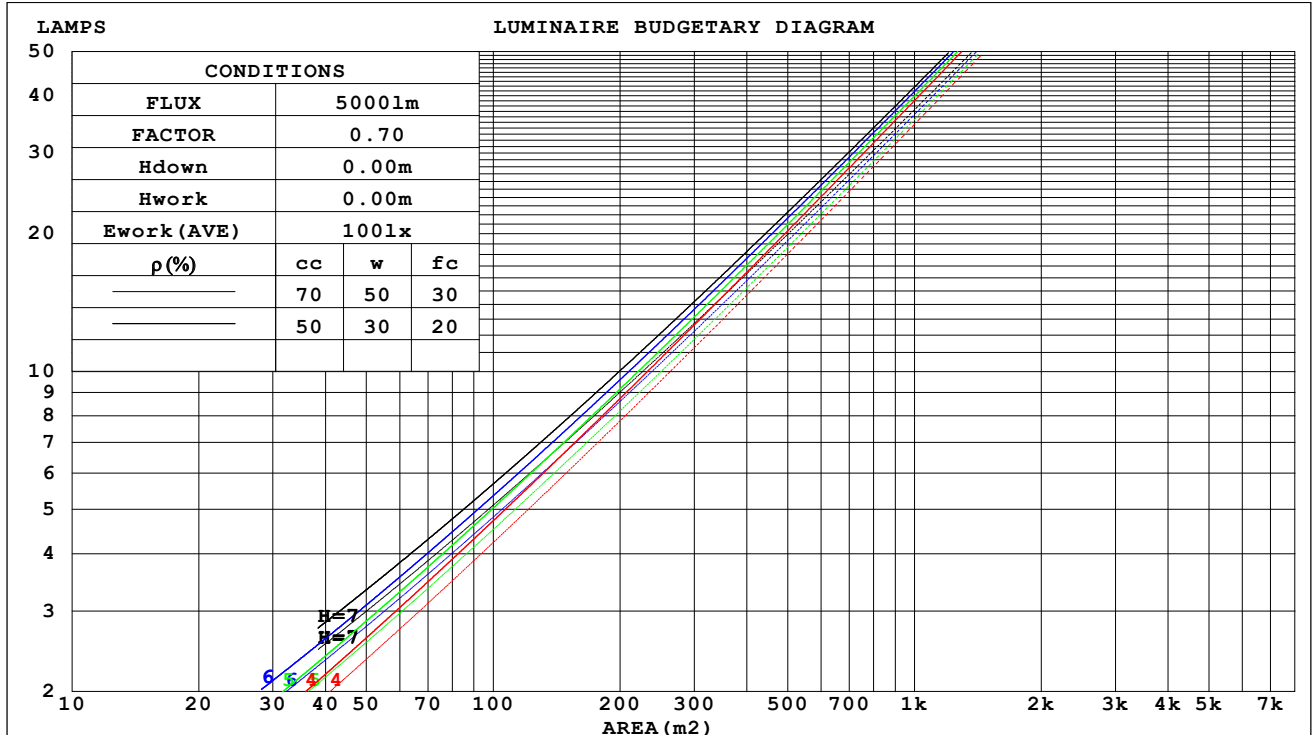
γ Range: 0 - 180DEG
γ Interval: 1.0DEG
Test System: EVERFINE GO-SPEX500_V1 SYSTEM V2.00.461
Humidity: 65.0%
Test Distance: 124.409" [K=1.0000]
Remarks: LAMP: BXRH-30G10T0-G-83 Ra:90
 LENS: PM-1084C 50R
 DRIVER: PUP20A-1WMC 600mA

30minutes warm-up

CU AND LUMINAIRE BUDGETARY ESTIMATE DIAGRAM

Test:U:120.19V I:0.1149A P:13.687W PF:0.9901 Freq:59.98Hz Lamp Flux:1342.44x1 lm		
NAME: CTL-M-1.5S-30K-60-RD-AD	TYPE:	WEIGHT:
SPEC.: 3000K	DIM.:	SERIAL No.: 2507030422
MFR.: MERCURY LIGHTING	SUR.: 0.001256m2	Shielding Angle:

pcc	80%			70%			50%			30%			10%			0
pw	50%	30%	10%	50%	30%	10%	50%	30%	10%	50%	30%	10%	50%	30%	10%	0
pfc	20%			20%			20%			20%			20%			0
RCR	RCR:Room Cavity Ratio															



C Range: 0 - 360DEG
 C Interval: FOR A 60° LENS BEAM ANGLE
 Test Speed: HIGH
 Temperature: 77.54°F
 Operators: zoe
 Test Date: 2025-7-03

γ Range: 0 - 180DEG
 γ Interval: 1.0DEG
 Test System: EVERFINE GO-SPEX500_V1 SYSTEM V2.00.461
 Humidity: 65.0%
 Test Distance: 124.409" [K=1.0000]
 Remarks: LAMP: BXRH-30G10T0-G-83 Ra: 90
 LENS: PM-1084C 50R
 DRIVER: PUP20A-1WMC 600mA

30minutes warm-up

WEC AND CCEC

Test:U:120.19V I:0.1149A P:13.687W PF:0.9901 Freq:59.98Hz Lamp Flux:1342.44x1 lm		
NAME: CTL-M-1.5S-30K-60-RD-AD	TYPE:	WEIGHT:
SPEC.: 3000K	DIM.:	SERIAL No.: 2507030422
MFR.: MERCURY LIGHTING	SUR.: 0.001256m2	Shielding Angle:

pcc	80%			70%			50%			30%			10%			0	
pw	50%	30%	10%	50%	30%	10%	50%	30%	10%	50%	30%	10%	50%	30%	10%	0	
pfc	20%			20%			20%			20%			20%			0	
RCR	RCR:Room Cavity Ratio						Wall Exitance Coefficients (WEC)										
0.0																	
1.0	.122	.069	.022	.117	.067	.021	.108	.062	.020	.099	.057	.018	.092	.053	.017		
2.0	.116	.063	.019	.112	.061	.019	.104	.058	.018	.097	.054	.017	.091	.051	.016		
3.0	.110	.058	.018	.106	.057	.017	.100	.054	.016	.094	.052	.016	.088	.049	.015		
4.0	.105	.054	.016	.102	.053	.016	.096	.051	.015	.091	.049	.015	.086	.047	.014		
5.0	.100	.051	.015	.097	.050	.015	.092	.048	.014	.088	.046	.014	.084	.045	.013		
6.0	.095	.048	.014	.093	.047	.014	.089	.045	.013	.085	.044	.013	.081	.043	.013		
7.0	.091	.045	.013	.089	.044	.013	.085	.043	.012	.082	.042	.012	.079	.041	.012		
8.0	.087	.043	.012	.086	.042	.012	.082	.041	.012	.079	.040	.012	.076	.039	.011		
9.0	.084	.041	.011	.082	.040	.011	.079	.039	.011	.076	.038	.011	.074	.037	.011		
10.0	.081	.039	.011	.079	.038	.011	.076	.037	.011	.074	.037	.010	.072	.036	.010		

pcc	80%			70%			50%			30%			10%			0
pw	50%	30%	10%	50%	30%	10%	50%	30%	10%	50%	30%	10%	50%	30%	10%	0
pfc	20%			20%			20%			20%			20%			0
RCR	RCR:Room Cavity Ratio						Ceiling Cavity Exitance Coefficients (CCEC)									
0.0	.138	.138	.138	.118	.118	.118	.081	.081	.081	.046	.046	.046	.015	.015	.015	
1.0	.124	.114	.106	.106	.098	.091	.072	.067	.063	.042	.039	.037	.013	.013	.012	
2.0	.112	.096	.083	.096	.083	.071	.066	.057	.050	.038	.033	.029	.012	.011	.010	
3.0	.103	.082	.066	.088	.071	.057	.060	.049	.040	.035	.029	.024	.011	.009	.008	
4.0	.095	.071	.054	.081	.062	.047	.056	.043	.033	.032	.025	.019	.010	.008	.006	
5.0	.088	.063	.044	.076	.054	.038	.052	.038	.027	.030	.022	.016	.010	.007	.005	
6.0	.083	.056	.037	.071	.049	.032	.049	.034	.023	.029	.020	.014	.009	.007	.004	
7.0	.078	.051	.031	.067	.044	.027	.046	.031	.019	.027	.018	.012	.009	.006	.004	
8.0	.074	.046	.027	.064	.040	.023	.044	.028	.017	.026	.017	.010	.008	.005	.003	
9.0	.070	.042	.023	.061	.037	.020	.042	.026	.014	.024	.015	.009	.008	.005	.003	
10.0	.067	.039	.020	.058	.034	.018	.040	.024	.013	.023	.014	.008	.008	.005	.002	

C Range: 0 - 360DEG
 C Interval: FOR A 60° LENS BEAM ANGLE
 Test Speed: HIGH
 Temperature:77.54°F
 Operators:zoe
 Test Date:2025-7-03

γ Range: 0 - 180DEG
 γ Interval: 1.0DEG
 Test System:EVERFINE GO-SPEX500_V1 SYSTEM V2.00.461
 Humidity:65.0%
 Test Distance:124.409" [K=1.0000]
 Remarks: LAMP:BXRH-30G10T0-G-83 Ra:90
 LENS:PM-1084C 50R
 DRIVER:PUP20A-1WMC 600mA

30minutes warm-up

UGR(Unified Glare Rating) Table

Test:U:120.19V I:0.1149A P:13.687W PF:0.9901 Freq:59.98Hz Lamp Flux:1342.44x1 lm											
NAME: CTL-M-1.5S-30K-60-RD-AD					TYPE:			WEIGHT:			
SPEC.: 3000K					DIM.:			SERIAL No.: 2507030422			
MFR.: MERCURY LIGHTING					SUR.: 0.001256m2			Shielding Angle:			
ceiling/cavity	0.7	0.7	0.5	0.5	0.3	0.7	0.7	0.5	0.5	0.3	
walls	0.5	0.3	0.5	0.3	0.3	0.5	0.3	0.5	0.3	0.3	
working plane	0.2	0.2	0.2	0.2	0.2	0.2	0.2	0.2	0.2	0.2	
Room dimensions		Viewed crosswise					Viewed endwise				
x = 2H y = 2H	2H	19.8	20.7	20.0	20.8	21.0	19.1	20.0	19.3	20.2	20.3
	3H	19.6	20.5	19.9	20.6	20.8	19.0	19.8	19.2	20.0	20.2
	4H	19.6	20.3	19.8	20.5	20.8	18.9	19.7	19.2	19.9	20.1
	6H	19.5	20.2	19.8	20.4	20.7	18.8	19.5	19.1	19.8	20.0
	8H	19.4	20.1	19.7	20.4	20.6	18.8	19.5	19.1	19.7	20.0
	12H	19.4	20.1	19.7	20.3	20.6	18.7	19.4	19.0	19.6	19.9
4H	2H	19.5	20.3	19.8	20.5	20.7	18.9	19.6	19.1	19.8	20.1
	3H	19.4	20.1	19.7	20.3	20.6	18.7	19.4	19.0	19.6	19.9
	4H	19.3	19.9	19.7	20.2	20.5	18.6	19.2	19.0	19.5	19.8
	6H	19.2	19.8	19.6	20.1	20.4	18.6	19.1	18.9	19.4	19.8
	8H	19.2	19.7	19.6	20.0	20.4	18.5	19.0	18.9	19.3	19.7
	12H	19.1	19.6	19.5	20.0	20.3	18.5	18.9	18.9	19.3	19.7
8H	4H	19.2	19.7	19.6	20.0	20.4	18.5	19.0	18.9	19.3	19.7
	6H	19.1	19.5	19.5	19.9	20.3	18.4	18.8	18.8	19.2	19.6
	8H	19.0	19.4	19.5	19.8	20.3	18.4	18.7	18.8	19.1	19.6
	12H	19.0	19.3	19.5	19.7	20.2	18.3	18.6	18.8	19.1	19.5
12H	4H	19.1	19.6	19.5	19.9	20.3	18.5	18.9	18.9	19.3	19.7
	6H	19.0	19.4	19.5	19.8	20.2	18.4	18.7	18.8	19.1	19.6
	8H	19.0	19.3	19.5	19.7	20.2	18.3	18.6	18.8	19.1	19.5
Variations with the observer position at spacings(CIE Pub.117):											
S = 1.0H	+ 3.9 / -10.8					+ 3.8 / -10.7					
1.5H	+ 6.6 / -10.5					+ 6.5 / -10.1					
2.0H	+ 6.0 / - 2.3					+ 6.4 / - 3.8					

CIE Pub.117, 1342 lm Total Lamp Luminous Flux Correct (8log(F/F0) = 1.0)
 Area: 0.001256 m2

C Range: 0 - 360DEG	γ Range: 0 - 180DEG
C Interval: FOR A 60° LENS BEAM ANGLE	γ Interval: 1.0DEG
Test Speed: HIGH	Test System:EVERFINE GO-SPEX500_V1 SYSTEM V2.00.461
Temperature:77.54°F	Humidity:65.0%
Operators:zoe	Test Distance:124.409" [K=1.0000]
Test Date:2025-7-03	Remarks: LAMP:BXRH-30G10T0-G-83 Ra:90
	LENS:PM-1084C 50R
	DRIVER:PUP20A-1WMC 600mA
	30minutes warm-up

UTILIZATION FACTORS TABLE

Test:U:120.19V I:0.1149A P:13.687W PF:0.9901 Freq:59.98Hz Lamp Flux:1342.44x1 lm		
NAME: CTL-M-1.5S-30K-60-RD-AD	TYPE:	WEIGHT:
SPEC.: 3000K	DIM.:	SERIAL No.: 2507030422
MFR.: MERCURY LIGHTING	SUR.: 0.001256m2	Shielding Angle:

REFLECTANCE										
Ceiling	0.8	0.8	0.8	0.7	0.7	0.7	0.5	0.5	0.5	0
Walls	0.7	0.5	0.3	0.7	0.5	0.3	0.7	0.5	0.3	0
Working plane	0.2	0.2	0.2	0.2	0.2	0.2	0.2	0.2	0.2	0
ROOM INDEX	UTILIZATION FACTORS (PERCENT) $k(RI) \times RCR = 5$									
$k = 0.60$	65	61	58	64	60	58	64	60	58	55
0.80	70	66	64	70	66	63	69	65	63	61
1.00	73	69	67	72	69	67	71	69	66	63
1.25	76	72	70	75	72	70	74	71	69	66
1.50	78	74	72	77	74	72	75	73	71	68
2.00	79	76	74	78	76	74	76	74	73	69
2.50	80	78	76	79	77	75	77	75	74	70
3.00	81	79	77	80	78	76	78	76	75	70
4.00	83	81	79	81	80	78	79	77	76	71
5.00	84	82	81	82	81	80	79	78	77	72
ROOM INDEX	UF (total)									Direct
According to DIN EN 13032-2 2004			Suspended					SHRNOM = 1.25		

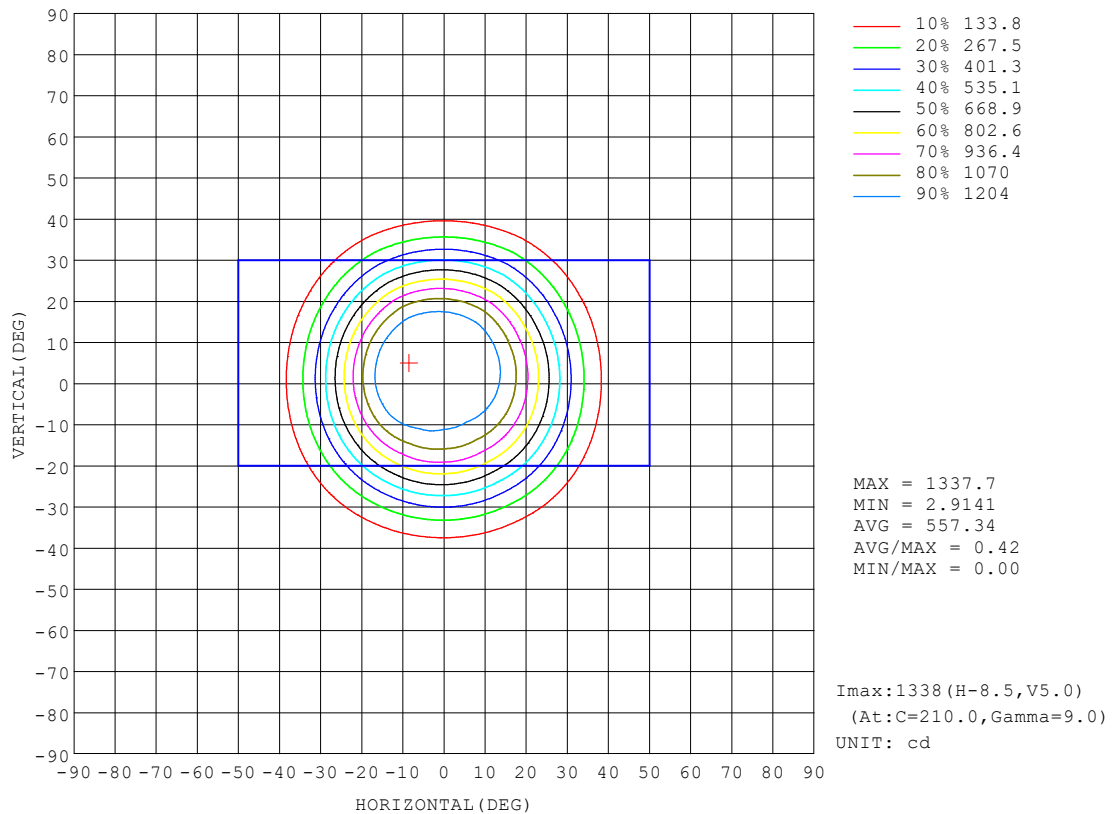
C Range: 0 - 360DEG
 C Interval: FOR A 60° LENS BEAM ANGLE
 Test Speed: HIGH
 Temperature: 77.54°F
 Operators: zoe
 Test Date: 2025-7-03

γ Range: 0 - 180DEG
 γ Interval: 1.0DEG
 Test System: EVERFINE GO-SPEX500_V1 SYSTEM V2.00.461
 Humidity: 65.0%
 Test Distance: 124.409" [K=1.0000]
 Remarks: LAMP: BXRH-30G10T0-G-83 Ra:90
 LENS: PM-1084C 50R
 DRIVER: PUP20A-1WMC 600mA

30minutes warm-up

ISOCANDELA DIAGRAM

Test:U:120.19V I:0.1149A P:13.687W PF:0.9901 Freq:59.98Hz Lamp Flux:1342.44x1 lm		
NAME: CTL-M-1.5S-30K-60-RD-AD	TYPE:	WEIGHT:
SPEC.: 3000K	DIM.:	SERIAL No.: 2507030422
MFR.: MERCURY LIGHTING	SUR.: 0.001256m2	Shielding Angle:



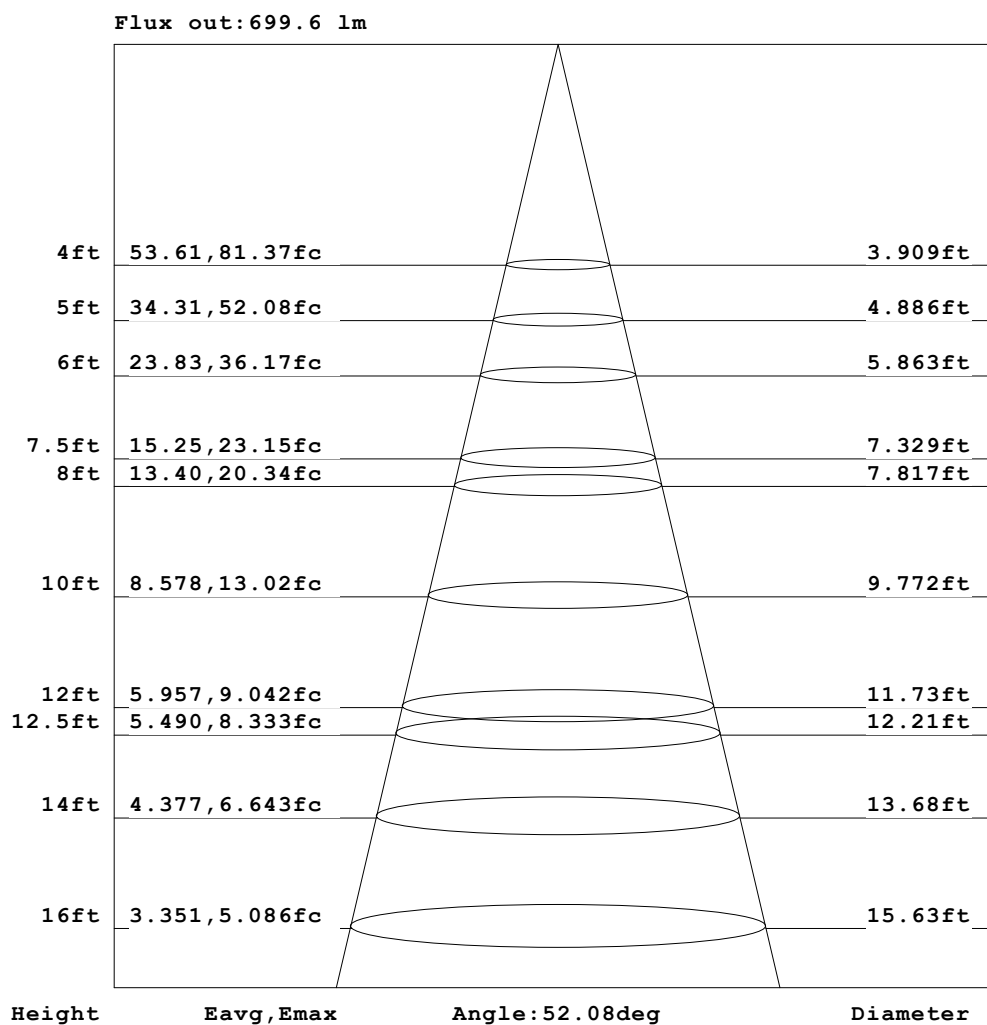
C Range: 0 - 360DEG
 C Interval: FOR A 60° LENS BEAM ANGLE
 Test Speed: HIGH
 Temperature: 77.54°F
 Operators: zoe
 Test Date: 2025-7-03

γ Range: 0 - 180DEG
 γ Interval: 1.0DEG
 Test System: EVERFINE GO-SPEX500_V1 SYSTEM V2.00.461
 Humidity: 65.0%
 Test Distance: 124.409" [K=1.0000]
 Remarks: LAMP: BXRH-30G10T0-G-83 Ra: 90
 LENS: PM-1084C 50R
 DRIVER: PUP20A-1WMC 600mA

30minutes warm-up

AAI Figure

Test:U:120.19V I:0.1149A P:13.687W PF:0.9901 Freq:59.98Hz Lamp Flux:1342.44x1 lm		
NAME: CTL-M-1.5S-30K-60-RD-AD	TYPE:	WEIGHT:
SPEC.: 3000K	DIM.:	SERIAL No.: 2507030422
MFR.: MERCURY LIGHTING	SUR.: 0.001256m2	Shielding Angle:



Note: The Curves indicate the illuminated area and the average illumination when the luminaire is at different distance.

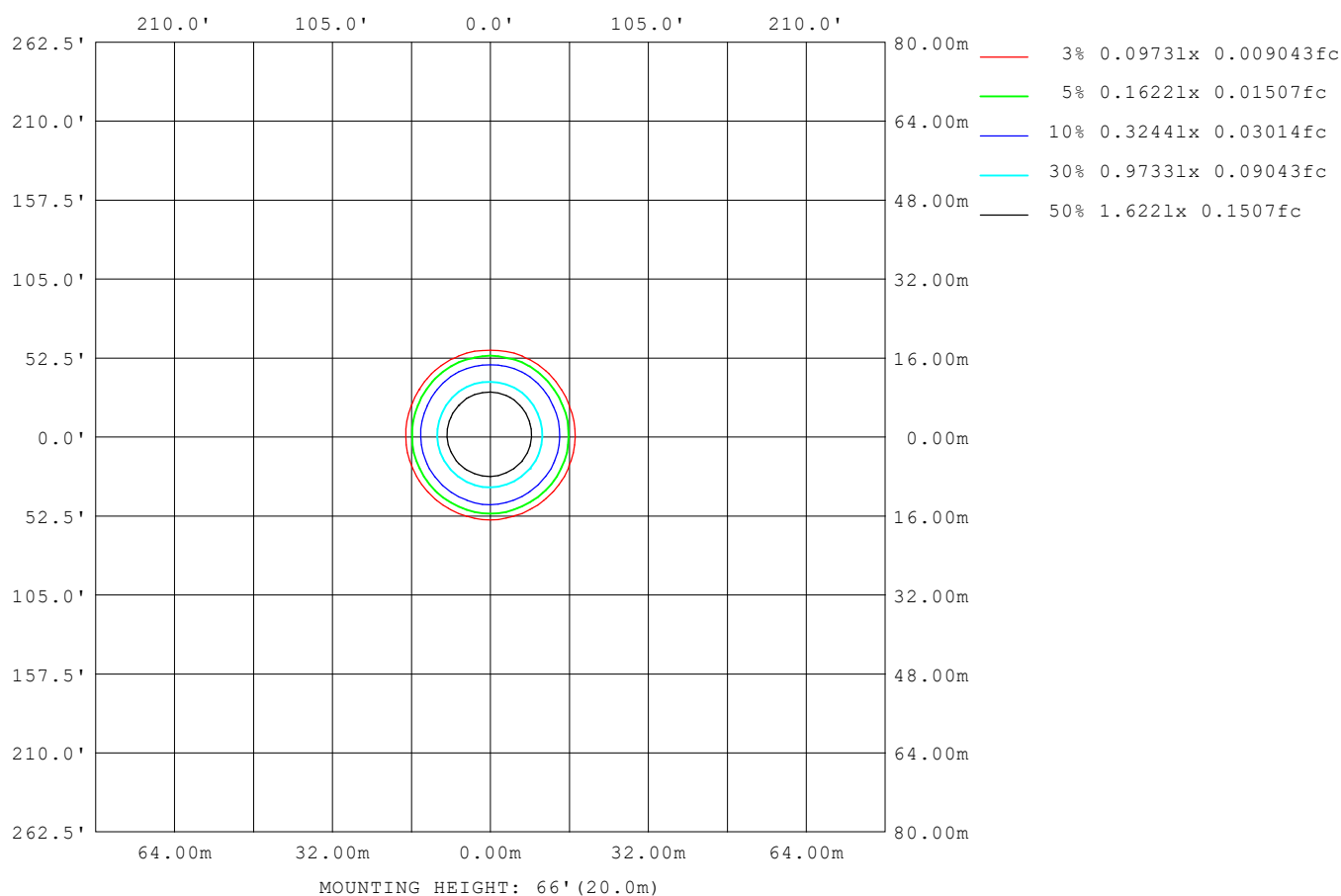
C Range: 0 - 360DEG
 C Interval: FOR A 60° LENS BEAM ANGLE
 Test Speed: HIGH
 Temperature: 77.54°F
 Operators: zoe
 Test Date: 2025-7-03

γ Range: 0 - 180DEG
 γ Interval: 1.0DEG
 Test System: EVERFINE GO-SPEX500_V1 SYSTEM V2.00.461
 Humidity: 65.0%
 Test Distance: 124.409" [K=1.0000]
 Remarks: LAMP: BXRH-30G10T0-G-83 Ra:90
 LENS: PM-1084C 50R
 DRIVER: PUP20A-1WMC 600mA

30minutes warm-up

ISOLUX DIAGRAM

Test: U:120.19V I:0.1149A P:13.687W PF:0.9901 Freq:59.98Hz Lamp Flux: 1342.44x1 lm		
NAME: CTL-M-1.5S-30K-60-RD-AD	TYPE:	WEIGHT:
SPEC.: 3000K	DIM.:	SERIAL No.: 2507030422
MFR.: MERCURY LIGHTING	SUR.: 0.001256m2	Shielding Angle:



C Range: 0 - 360DEG
C Interval: FOR A 60° LENS BEAM ANGLE
Test Speed: HIGH
Temperature: 77.54°F
Operators: zoe
Test Date: 2025-7-03

γ Range: 0 - 180DEG
γ Interval: 1.0DEG
Test System: EVERFINE GO-SPEX500_V1 SYSTEM V2.00.461
Humidity: 65.0%
Test Distance: 124.409" [K=1.0000]
Remarks: LAMP: BXRH-30G10T0-G-83 Ra:90
 LENS: PM-1084C 50R
 DRIVER: PUP20A-1WMC 600mA

30minutes warm-up

LED Avg.L Report

Test:U:120.19V I:0.1149A P:13.687W PF:0.9901 Freq:59.98Hz Lamp Flux:1342.44x1 lm		
NAME: CTL-M-1.5S-30K-60-RD-AD	TYPE:	WEIGHT:
SPEC.: 3000K	DIM.:	SERIAL No.: 2507030422
MFR.: MERCURY LIGHTING	SUR.: 0.001256m2	Shielding Angle:

AvgL	cd/m2
L_0~180 (65) av	4323
L_0~180 (75) av	3377
L_0~180 (85) av	2683
L_90~270 (65) av	4180
L_90~270 (75) av	3116
L_90~270 (85) av	2277
L_45 (65) av	4391
L_45 (75) av	3394
L_45 (85) av	2495

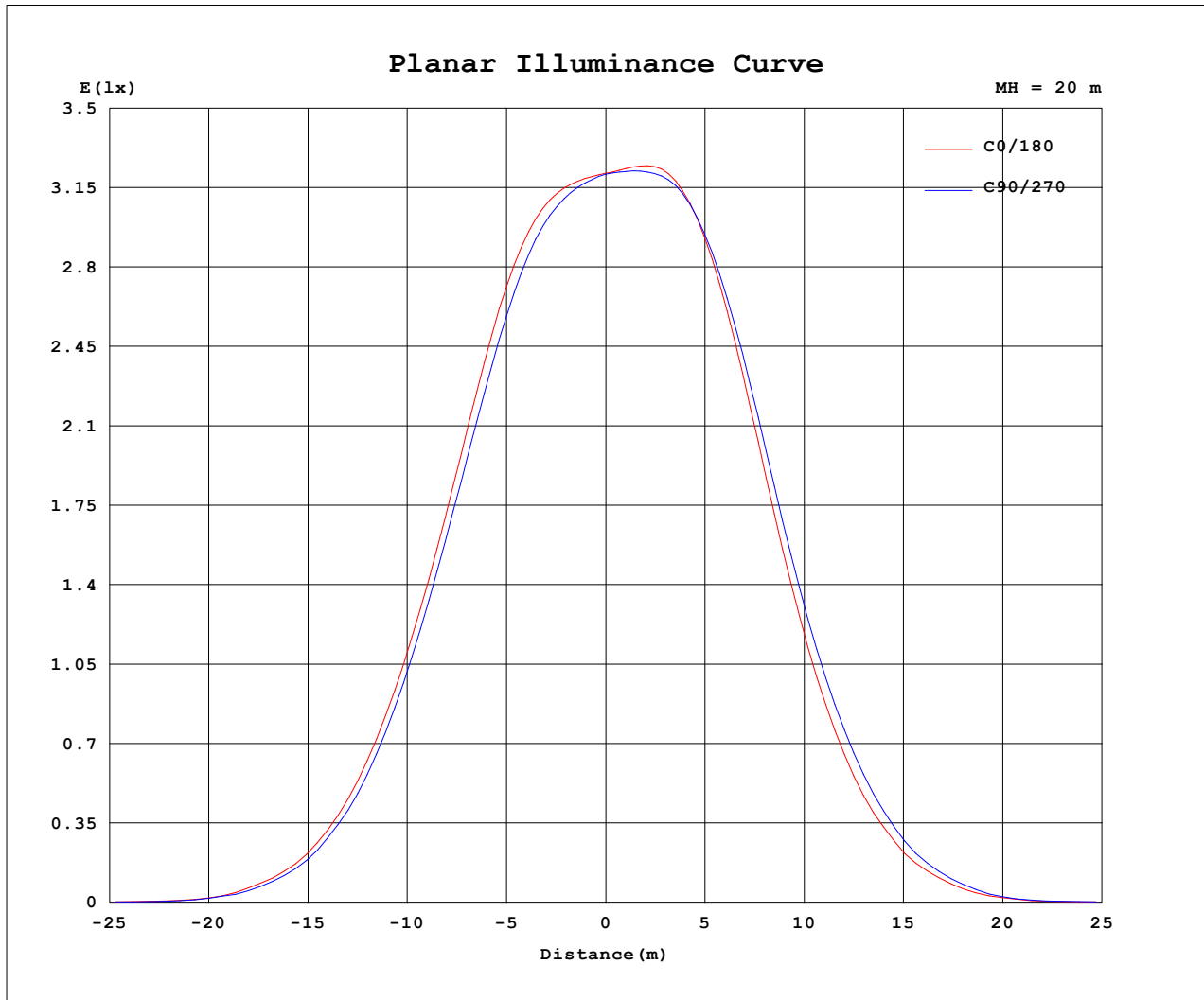
Standard: GB/T 29293-2012

C Range: 0 - 360DEG
 C Interval: FOR A 60° LENS BEAM ANGLE
 Test Speed: HIGH
 Temperature: 77.54°F
 Operators: zoe
 Test Date: 2025-7-03

γ Range: 0 - 180DEG
 γ Interval: 1.0DEG
 Test System: EVERFINE GO-SPEX500_V1 SYSTEM V2.00.461
 Humidity: 65.0%
 Test Distance: 124.409" [K=1.0000]
 Remarks: LAMP: BXRH-30G10T0-G-83 Ra: 90
 LENS: PM-1084C 50R
 DRIVER: PUP20A-1WMC 600mA

30minutes warm-up

Planar Illuminance Curve



C Range: 0 - 360DEG
C Interval: FOR A 60° LENS BEAM ANGLE
Test Speed: HIGH
Temperature: 77.54°F
Operators: zoe
Test Date: 2025-7-03

γ Range: 0 - 180DEG
γ Interval: 1.0DEG
Test System: EVERFINE GO-SPEX500_V1 SYSTEM V2.00.461
Humidity: 65.0%
Test Distance: 124.409" [K=1.0000]
Remarks: LAMP: BXRH-30G10T0-G-83 Ra: 90
LENS: PM-1084C 50R
DRIVER: PUP20A-1WMC 600mA

30minutes warm-up

LUMINOUS DISTRIBUTION INTENSITY DATA

Test:U:120.19V I:0.1149A P:13.687W PF:0.9901 Freq:59.98Hz Lamp Flux:1342.44x1 lm		
NAME: CTL-M-1.5S-30K-60-RD-AD	TYPE:	WEIGHT:
SPEC.: 3000K	DIM.:	SERIAL No.: 2507030422
MFR.: MERCURY LIGHTING	SUR.: 0.001256m2	Shielding Angle:

Table--1

UNIT: cd

C (DEG) γ (DEG)	0	30	60	90	120	150	180	210	240	270	300	330						
0	1284	1284	1284	1284	1284	1284	1284	1284	1284	1284	1284	1284						
5	1279	1267	1261	1267	1281	1299	1312	1315	1310	1305	1299	1291						
10	1260	1234	1217	1224	1253	1299	1330	1336	1332	1323	1310	1287						
15	1160	1126	1097	1102	1136	1209	1257	1282	1289	1272	1252	1202						
20	952	920	887	896	927	995	1052	1096	1126	1102	1073	999						
25	696	668	640	648	667	710	755	800	843	824	800	734						
30	444	419	397	404	410	436	466	501	542	537	527	471						
35	233	219	202	208	207	224	242	260	293	293	290	251						
40	97.0	91.1	83.5	84.0	85.2	90.6	97.6	105	122	122	120	103						
45	23.7	25.2	20.6	22.3	19.4	23.2	25.3	25.4	29.7	29.1	31.1	25.2						
50	6.27	6.17	5.78	5.55	5.28	5.38	5.56	5.71	5.98	6.08	6.03	5.99						
55	3.37	3.27	3.14	2.74	3.07	3.13	3.11	3.06	3.01	3.06	3.10	3.21						
60	2.85	2.74	2.68	0.63	2.64	2.61	2.65	2.58	2.55	2.58	2.63	2.72						
65	2.38	2.31	2.30	2.04	2.27	2.23	2.21	2.27	2.33	2.39	2.43	2.44						
70	1.61	1.62	1.62	1.43	1.61	1.59	1.58	1.56	1.69	1.80	1.70	1.62						
75	1.10	1.10	1.09	0.92	1.10	1.09	1.09	1.07	1.09	1.11	1.12	1.11						
80	0.66	0.65	0.64	0.49	0.65	0.66	0.66	0.65	0.67	0.68	0.68	0.67						
85	0.28	0.27	0.26	0.18	0.28	0.16	0.30	0.29	0.31	0.32	0.31	0.30						
90	0.00	0.00	0.00	0.00	0.00	0.00	0.00	0.00	0.00	0.00	0.00	0.00						
95	0.00	0.00	0.00	0.00	0.00	0.00	0.00	0.00	0.00	0.00	0.00	0.00						
100	0.00	0.00	0.00	0.00	0.00	0.00	0.00	0.00	0.00	0.00	0.00	0.00						
105	0.00	0.00	0.00	0.00	0.00	0.00	0.00	0.00	0.00	0.00	0.00	0.00						
110	0.00	0.00	0.00	0.00	0.00	0.00	0.00	0.00	0.00	0.00	0.00	0.00						
115	0.00	0.00	0.00	0.00	0.00	0.00	0.00	0.00	0.00	0.00	0.00	0.00						
120	0.00	0.00	0.00	0.00	0.00	0.00	0.00	0.00	0.00	0.00	0.00	0.00						
125	0.00	0.00	0.00	0.00	0.00	0.00	0.00	0.00	0.00	0.00	0.00	0.00						
130	0.00	0.00	0.00	0.00	0.00	0.00	0.00	0.00	0.00	0.00	0.00	0.00						
135	0.00	0.00	0.00	0.00	0.00	0.00	0.00	0.00	0.00	0.00	0.00	0.00						
140	0.00	0.00	0.00	0.00	0.00	0.00	0.00	0.00	0.00	0.00	0.00	0.00						
145	0.00	0.00	0.00	0.00	0.00	0.00	0.00	0.00	0.00	0.00	0.00	0.00						
150	0.00	0.00	0.00	0.00	0.00	0.00	0.00	0.00	0.00	0.00	0.00	0.00						
155	0.00	0.00	0.00	0.00	0.00	0.00	0.00	0.00	0.00	0.00	0.00	0.00						
160	0.00	0.00	0.00	0.00	0.00	0.00	0.00	0.00	0.00	0.00	0.00	0.00						
165	0.00	0.00	0.00	0.00	0.00	0.00	0.00	0.00	0.00	0.00	0.00	0.00						
170	0.00	0.00	0.00	0.00	0.00	0.00	0.00	0.00	0.00	0.00	0.00	0.00						
175	0.00	0.00	0.00	0.00	0.00	0.00	0.00	0.00	0.00	0.00	0.00	0.00						
180	0.00	0.00	0.00	0.00	0.00	0.00	0.00	0.00	0.00	0.00	0.00	0.00						

C Range: 0 - 360DEG

C Interval: FOR A 60° LENS BEAM ANGLE

Test Speed: HIGH

Temperature: 77.54°F

Operators: zoe

Test Date: 2025-7-03

γ Range: 0 - 180DEG

γ Interval: 1.0DEG

Test System: EVERFINE GO-SPEX500_V1 SYSTEM V2.00.461

Humidity: 65.0%

Test Distance: 124.409" [K=1.0000]

Remarks: LAMP: BXRH-30G10T0-G-83 Ra: 90

LENS: PM-1084C 50R

DRIVER: PUP20A-1WMC 600mA

30minutes warm-up