

Photometric report for Flanged and Flangeless Trim



Light Output Ratio:	60.0%	
Luminaire Power:	13.84 W	
SHR Nominal:	0.00	Calculated using the TM5
SHR Maximum:	0.30	fine grid method.

C Range: 0 - 360DEG
C Interval: FOR A 15° LENS BEAM ANGLE
Test Speed: MEDIUM
Temperature: 77.54°F
Operators: zoe
Test Date: 2025-7-03

γ Range: 0 - 180DEG
γ Interval: 0.5DEG
Test System: EVERFINE GO-SPEX500_V1 SYSTEM V2.00.461
Humidity: 65.0%
Test Distance: 124.409" [K=1.0000]
Remarks: LAMP: BXRH-30G10T0-G-83 Ra: 90
LENS: PM-1084 15R
DRIVER: PUP20A-1WMC 600mA

30minutes warm-up

LUMINOUS INTENSITY DISTRIBUTION DIAGRAM

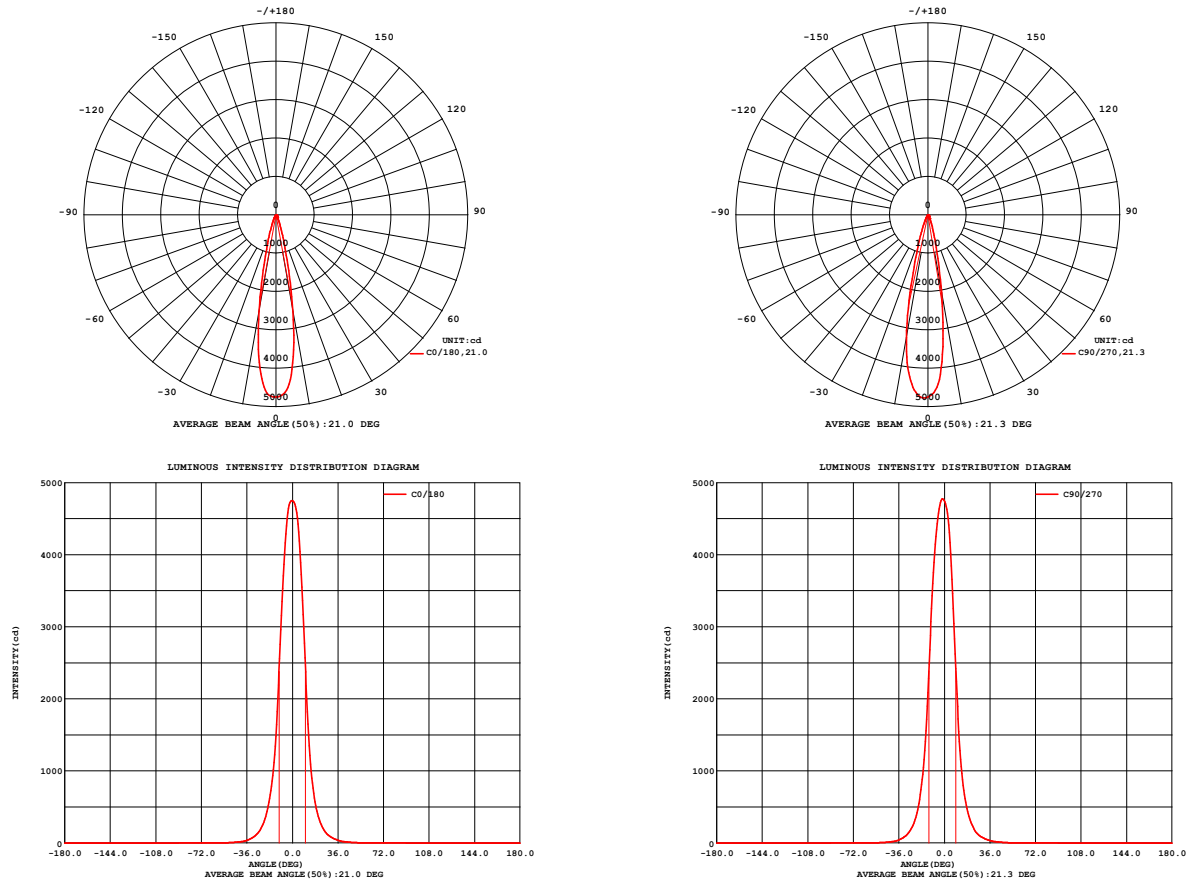


Fig. C0/C180

Fig. C90/C270

C Range: 0 - 360DEG
C Interval: FOR A 15° LENS BEAM ANGLE
Test Speed: MEDIUM
Temperature: 77.54°F
Operators: zoe
Test Date: 2025-7-03

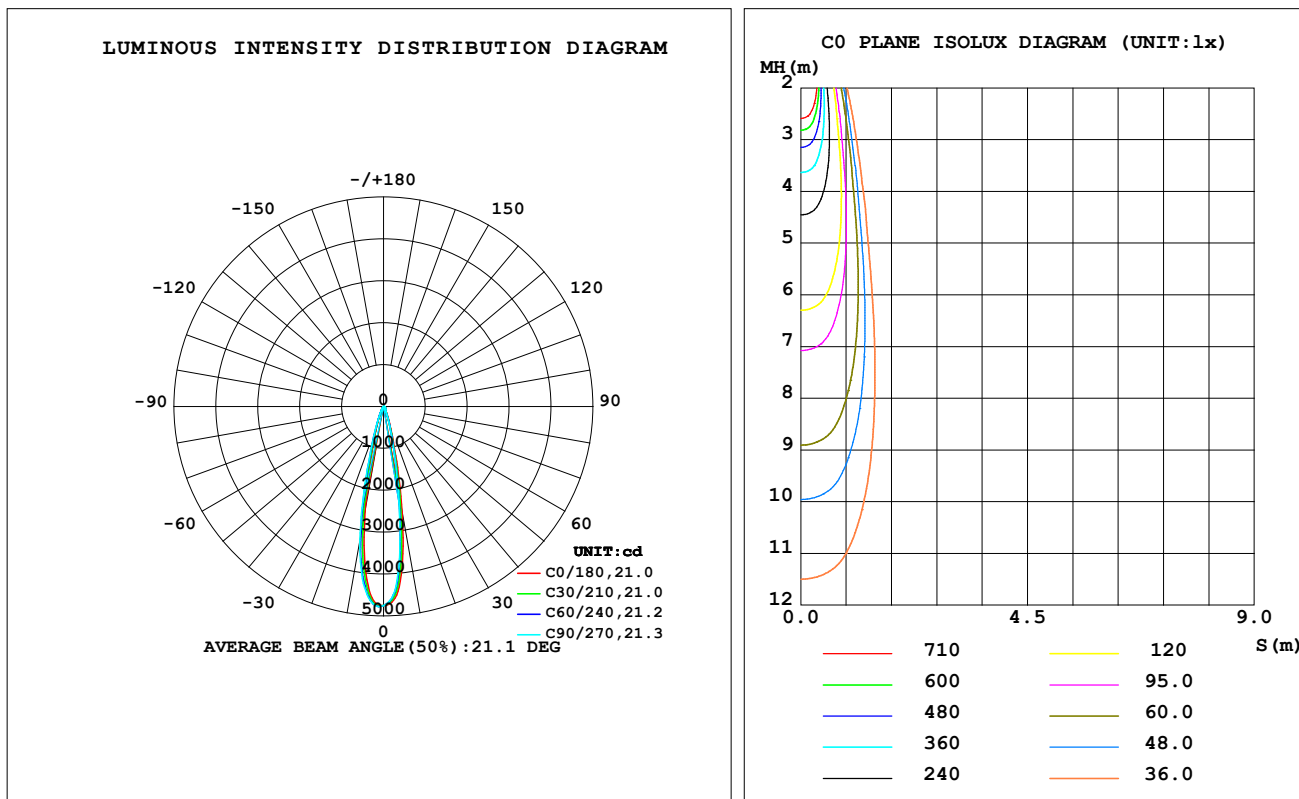
γ Range: 0 - 180DEG
γ Interval: 0.5DEG
Test System: EVERFINE GO-SPEX500_V1 SYSTEM V2.00.461
Humidity: 65.0%
Test Distance: 124.409" [K=1.0000]
Remarks: LAMP: BXRH-30G10T0-G-83 Ra: 90
LENS: PM-1084 15R
DRIVER: PUP20A-1WMC 600mA

30minutes warm-up

LUMINAIRE PHOTOMETRIC TEST REPORT

Test:U:120.07V I:0.1162A P:13.839W PF:0.9905 Freq:59.98Hz Lamp Flux:1342.44x1 lm		
NAME: CTL-M-1.5S-30K-15-RD-AD	TYPE:	WEIGHT:
SPEC.: 3000K	DIM.:	SERIAL No.: 2507030419
MFR.: MERCURY LIGHTING	SUR.: 0.001256m2	Shielding Angle:

DATA OF LAMP		PHOTOMETRIC DATA Eff: 58.17 lm/W			
MODEL	Brideglux	I _{max} (cd)	4776	S/MH (C0/180)	0.35
NOMINAL POWER (W)	13	LOR (%)	60.0	S/MH (C90/270)	0.39
RATED VOLTAGE (V)	120	TOTAL FLUX (lm)	804.96	η UP, DN (C0-180)	0.0, 26.4
NOMINAL FLUX (lm)	1342.44	CIE CLASS	DIRECT	η UP, DN (C180-360)	0.0, 33.5
LAMPS INSIDE	1	η up (%)	0.0	CIBSE SHR NOM	0.00
TEST VOLTAGE (V)	120	η down (%)	60.0	CIBSE SHR MAX	0.30



C Range: 0 - 360DEG
 C Interval: FOR A 15° LENS BEAM ANGLE
 Test Speed: MEDIUM
 Temperature: 77.54°F
 Operators: zoe
 Test Date: 2025-7-03

γ Range: 0 - 180DEG
 γ Interval: 0.5DEG
 Test System: EVERFINE GO-SPEX500_V1 SYSTEM V2.00.461
 Humidity: 65.0%
 Test Distance: 124.409" [K=1.0000]
 Remarks: LAMP: BXRH-30G10T0-G-83 Ra: 90
 LENS: PM-1084 15R
 DRIVER: PUP20A-1WMC 600mA

30minutes warm-up

ZONAL FLUX DIAGRAM
ZONAL FLUX DIAGRAM:

γ	C0	C45	C90	C135	C180	C225	C270	C315	γ	Φ zone	Φ total	%lum,lamp
10	2568	2195	2068	2154	2557	3005	3253	3048	0- 10	352.3	352.3	43.8,26.2
20	404.3	359.5	343.8	375.8	436.9	509.6	549.2	506.5	10- 20	315.1	667.4	82.9,49.7
30	88.24	79.48	75.85	80.25	89.59	100.7	105.2	100.7	20- 30	94.44	761.9	94.6,56.8
40	20.78	20.26	19.34	18.73	19.59	20.26	21.12	21.29	30- 40	29.25	791.1	98.3,58.9
50	5.151	4.832	4.647	4.461	4.706	4.883	5.151	5.079	40- 50	8.452	799.6	99.3,59.6
60	2.522	2.144	2.098	2.071	2.243	2.442	2.617	2.611	50- 60	2.677	802.3	99.7,59.8
70	0.9068	0.9332	0.9651	0.9543	0.9397	0.9301	1.308	1.003	60- 70	1.883	804.1	99.9,59.9
80	0.3552	0.3481	0.3729	0.3619	0.3719	0.3358	0.3393	0.3335	70- 80	0.6481	804.8	100,59.9
90	0	0	0	0	0	0	0	0	80- 90	0.1730	805.0	100,60
100	0	0	0	0	0	0	0	0	90-100	0	805.0	100,60
110	0	0	0	0	0	0	0	0	100-110	0	805.0	100,60
120	0	0	0	0	0	0	0	0	110-120	0	805.0	100,60
130	0	0	0	0	0	0	0	0	120-130	0	805.0	100,60
140	0	0	0	0	0	0	0	0	130-140	0	805.0	100,60
150	0	0	0	0	0	0	0	0	140-150	0	805.0	100,60
160	0	0	0	0	0	0	0	0	150-160	0	805.0	100,60
170	0	0	0	0	0	0	0	0	160-170	0	805.0	100,60
180	0	0	0	0	0	0	0	0	170-180	0	805.0	100,60
DEG	LUMINOUS INTENSITY:cd									UNIT:lm		

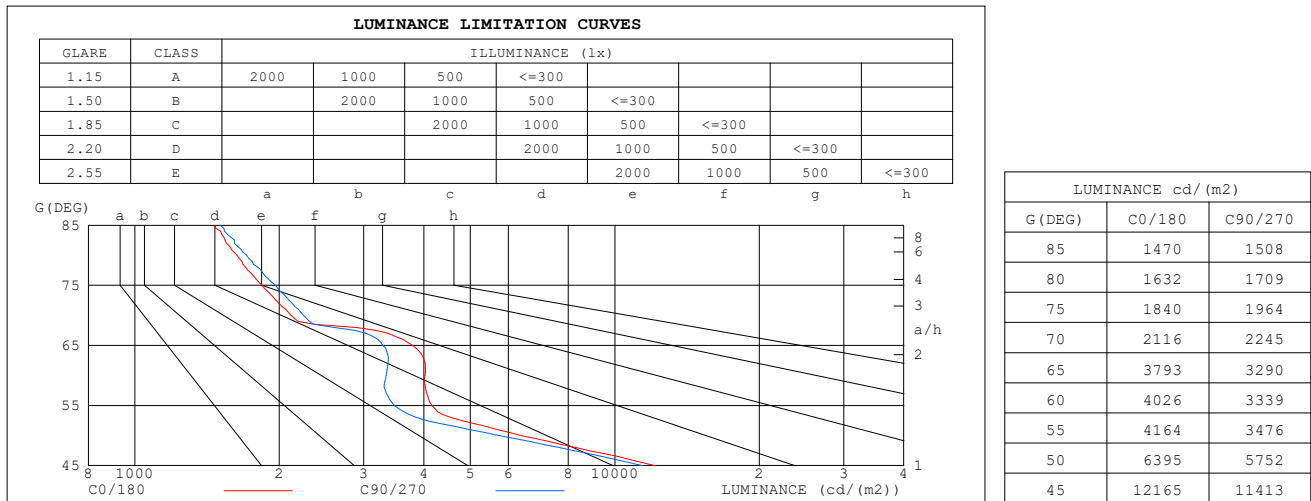
C Range: 0 - 360DEG
 C Interval: FOR A 15° LENS BEAM ANGLE
 Test Speed: MEDIUM
 Temperature:77.54°F
 Operators:zoe
 Test Date:2025-7-03

γ Range: 0 - 180DEG
 γ Interval: 0.5DEG
 Test System:EVERFINE GO-SPEX500_V1 SYSTEM V2.00.461
 Humidity:65.0%
 Test Distance:124.409" [K=1.0000]
 Remarks: LAMP:BXRH-30G10T0-G-83 Ra:90
 LENS:PM-1084 15R
 DRIVER:PUP20A-1WMC 600mA

30minutes warm-up

LUMINANCE LIMITATION CURVES

Test:U:120.07V I:0.1162A P:13.839W PF:0.9905 Freq:59.98Hz Lamp Flux:1342.44x1 lm		
NAME: CTL-M-1.5S-30K-15-RD-AD	TYPE:	WEIGHT:
SPEC.: 3000K	DIM.:	SERIAL No.: 2507030419
MFR.: MERCURY LIGHTING	SUR.: 0.001256m2	Shielding Angle:



C Range: 0 - 360DEG
C Interval: FOR A 15° LENS BEAM ANGLE
Test Speed: MEDIUM
Temperature: 77.54°F
Operators: zoe
Test Date: 2025-7-03

γ Range: 0 - 180DEG
γ Interval: 0.5DEG
Test System: EVERFINE GO-SPEX500_V1 SYSTEM V2.00.461
Humidity: 65.0%
Test Distance: 124.409" [K=1.0000]
Remarks: LAMP: BXRH-30G10T0-G-83 Ra: 90
LENS: PM-1084 15R
DRIVER: PUP20A-1WMC 600mA

30minutes warm-up

CU AND LUMINAIRE BUDGETARY ESTIMATE DIAGRAM

Test:U:120.07V I:0.1162A P:13.839W PF:0.9905 Freq:59.98Hz
 Lamp Flux:1342.44x1 lm

NAME: CTL-M-1.5S-30K-15-RD-AD

TYPE:

WEIGHT:

SPEC.: 3000K

DIM.:

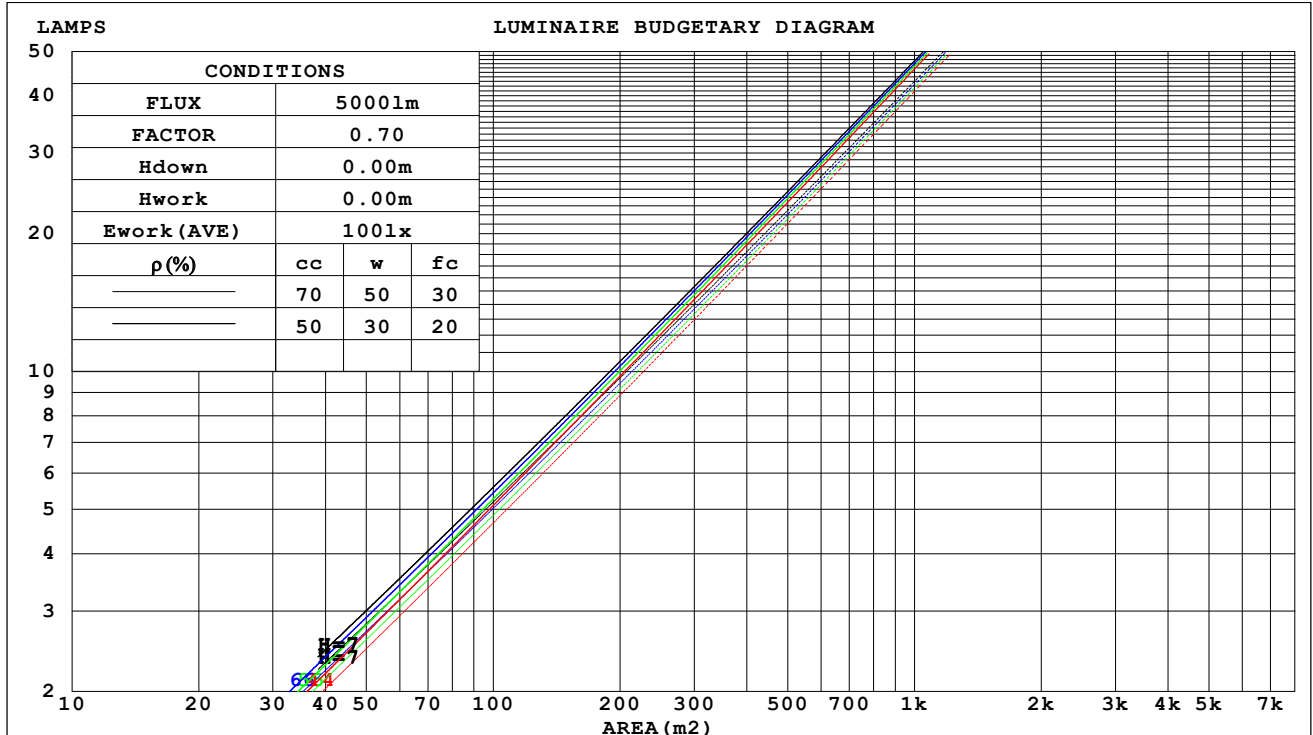
SERIAL No.: 2507030419

MFR.: MERCURY LIGHTING

SUR.: 0.001256m2

Shielding Angle:

pcc	80%			70%			50%			30%			10%			0
pw	50%	30%	10%	50%	30%	10%	50%	30%	10%	50%	30%	10%	50%	30%	10%	0
pfc	20%			20%			20%			20%			20%			0
RCR	RCR:Room Cavity Ratio															



C Range: 0 - 360DEG

C Interval: FOR A 15° LENS BEAM ANGLE

Test Speed: MEDIUM

Temperature: 77.54°F

Operators: zoe

Test Date: 2025-7-03

γ Range: 0 - 180DEG

γ Interval: 0.5DEG

Test System: EVERFINE GO-SPEX500_V1 SYSTEM V2.00.461

Humidity: 65.0%

Test Distance: 124.409" [K=1.0000]

Remarks: LAMP: BXRH-30G10T0-G-83 Ra: 90

LENS: PM-1084 15R

DRIVER: PUP20A-1WMC 600mA

30minutes warm-up

WEC AND CCEC

Test:U:120.07V I:0.1162A P:13.839W PF:0.9905 Freq:59.98Hz Lamp Flux:1342.44x1 lm		
NAME: CTL-M-1.5S-30K-15-RD-AD	TYPE:	WEIGHT:
SPEC.: 3000K	DIM.:	SERIAL No.: 2507030419
MFR.: MERCURY LIGHTING	SUR.: 0.001256m2	Shielding Angle:

pcc	80%			70%			50%			30%			10%			0
pw	50%	30%	10%	50%	30%	10%	50%	30%	10%	50%	30%	10%	50%	30%	10%	0
pfc	20%			20%			20%			20%			20%			0
RCR	RCR:Room Cavity Ratio						Wall Exitance Coefficients(WEC)									
0.0																
1.0	.079	.045	.014	.075	.043	.014	.068	.039	.012	.061	.035	.011	.055	.032	.010	
2.0	.073	.040	.012	.070	.038	.012	.064	.035	.011	.058	.033	.010	.053	.030	.009	
3.0	.068	.036	.011	.065	.035	.010	.060	.033	.010	.055	.030	.009	.051	.028	.009	
4.0	.063	.033	.010	.061	.032	.009	.057	.030	.009	.053	.028	.009	.049	.027	.008	
5.0	.059	.030	.009	.057	.029	.009	.054	.028	.008	.050	.027	.008	.047	.025	.008	
6.0	.056	.028	.008	.054	.027	.008	.051	.026	.008	.048	.025	.007	.046	.024	.007	
7.0	.053	.026	.007	.052	.026	.007	.049	.025	.007	.046	.024	.007	.044	.023	.007	
8.0	.050	.025	.007	.049	.024	.007	.047	.023	.007	.045	.023	.007	.042	.022	.006	
9.0	.048	.023	.006	.047	.023	.006	.045	.022	.006	.043	.022	.006	.041	.021	.006	
10.0	.046	.022	.006	.045	.022	.006	.043	.021	.006	.041	.021	.006	.040	.020	.006	

pcc	80%			70%			50%			30%			10%			0	
pw	50%	30%	10%	50%	30%	10%	50%	30%	10%	50%	30%	10%	50%	30%	10%	0	
pfc	20%			20%			20%			20%			20%			0	
RCR	RCR:Room Cavity Ratio						Ceiling Cavity Exitance Coefficients(CCEC)										
0.0	.114	.114	.114	.098	.098	.098	.067	.067	.067	.038	.038	.038	.012	.012	.012		
1.0	.101	.095	.089	.086	.081	.077	.059	.056	.053	.034	.032	.031	.011	.010	.010		
2.0	.090	.080	.071	.077	.069	.061	.053	.047	.043	.030	.028	.025	.010	.009	.008		
3.0	.080	.068	.058	.069	.059	.050	.047	.041	.035	.027	.024	.021	.009	.008	.007		
4.0	.073	.059	.048	.062	.051	.042	.043	.035	.029	.025	.021	.017	.008	.007	.006		
5.0	.066	.051	.040	.057	.044	.035	.039	.031	.025	.023	.018	.015	.007	.006	.005		
6.0	.061	.045	.034	.052	.039	.029	.036	.027	.021	.021	.016	.012	.007	.005	.004		
7.0	.056	.040	.029	.048	.035	.025	.033	.024	.018	.019	.014	.011	.006	.005	.004		
8.0	.052	.036	.025	.045	.031	.022	.031	.022	.015	.018	.013	.009	.006	.004	.003		
9.0	.049	.033	.022	.042	.028	.019	.029	.020	.013	.017	.012	.008	.005	.004	.003		
10.0	.046	.030	.019	.039	.026	.017	.027	.018	.012	.016	.011	.007	.005	.004	.002		

C Range: 0 - 360DEG
 C Interval: FOR A 15° LENS BEAM ANGLE
 Test Speed: MEDIUM
 Temperature:77.54°F
 Operators:zoe
 Test Date:2025-7-03

γ Range: 0 - 180DEG
 γ Interval: 0.5DEG
 Test System:EVERFINE GO-SPEX500_V1 SYSTEM V2.00.461
 Humidity:65.0%
 Test Distance:124.409" [K=1.0000]
 Remarks: LAMP:BXRH-30G10T0-G-83 Ra:90
 LENS:PM-1084 15R
 DRIVER:PUP20A-1WMC 600mA

30minutes warm-up

UGR(Unified Glare Rating) Table

Test:U:120.07V I:0.1162A P:13.839W PF:0.9905 Freq:59.98Hz Lamp Flux:1342.44x1 lm											
NAME: CTL-M-1.5S-30K-15-RD-AD					TYPE:			WEIGHT:			
SPEC.: 3000K					DIM.:			SERIAL No.: 2507030419			
MFR.: MERCURY LIGHTING					SUR.: 0.001256m2			Shielding Angle:			
ceiling/cavity	0.7	0.7	0.5	0.5	0.3	0.7	0.7	0.5	0.5	0.3	
walls	0.5	0.3	0.5	0.3	0.3	0.5	0.3	0.5	0.3	0.3	
working plane	0.2	0.2	0.2	0.2	0.2	0.2	0.2	0.2	0.2	0.2	
Room dimensions		Viewed crosswise					Viewed endwise				
x = 2H y = 2H		10.2	10.8	10.4	11.0	11.1	9.6	10.2	9.8	10.4	10.5
	3H	10.3	10.8	10.5	11.0	11.2	9.7	10.3	9.9	10.4	10.6
	4H	10.2	10.8	10.5	11.0	11.2	9.7	10.2	9.9	10.4	10.6
	6H	10.2	10.7	10.5	10.9	11.2	9.6	10.2	9.9	10.4	10.6
	8H	10.2	10.7	10.5	10.9	11.2	9.6	10.1	9.9	10.4	10.6
	12H	10.1	10.6	10.4	10.9	11.1	9.6	10.1	9.9	10.3	10.6
4H	2H	10.1	10.7	10.4	10.9	11.1	9.5	10.1	9.8	10.3	10.5
	3H	10.2	10.6	10.5	10.9	11.2	9.6	10.1	9.9	10.4	10.6
	4H	10.2	10.6	10.5	10.9	11.2	9.6	10.1	10.0	10.4	10.6
	6H	10.1	10.5	10.5	10.8	11.2	9.6	10.0	10.0	10.3	10.7
	8H	10.1	10.5	10.5	10.8	11.2	9.6	10.0	10.0	10.3	10.7
	12H	10.1	10.4	10.5	10.8	11.2	9.6	9.9	10.0	10.3	10.7
8H	4H	10.0	10.4	10.4	10.8	11.1	9.5	9.9	9.9	10.2	10.6
	6H	10.0	10.3	10.4	10.7	11.1	9.5	9.8	9.9	10.2	10.6
	8H	10.0	10.3	10.5	10.7	11.1	9.5	9.8	10.0	10.2	10.6
	12H	10.0	10.2	10.4	10.7	11.1	9.5	9.7	10.0	10.2	10.6
12H	4H	10.0	10.3	10.4	10.7	11.1	9.5	9.8	9.9	10.2	10.6
	6H	10.0	10.2	10.4	10.7	11.1	9.5	9.8	9.9	10.2	10.6
	8H	10.0	10.2	10.4	10.6	11.1	9.5	9.7	9.9	10.2	10.6
Variations with the observer position at spacings(CIE Pub.117):											
S = 1.0H	+ 2.8 / - 4.3					+ 2.4 / - 4.1					
1.5H	+ 4.6 / - 4.4					+ 4.2 / - 4.1					
2.0H	+ 3.9 / - 2.1					+ 3.9 / - 1.6					

CIE Pub.117, 1342 lm Total Lamp Luminous Flux Correct (8log(F/F0) = 1.0)
 Area: 0.001256 m2

C Range: 0 - 360DEG	γ Range: 0 - 180DEG
C Interval: FOR A 15° LENS BEAM ANGLE	γ Interval: 0.5DEG
Test Speed: MEDIUM	Test System:EVERFINE GO-SPEX500_V1 SYSTEM V2.00.461
Temperature:77.54°F	Humidity:65.0%
Operators:zoe	Test Distance:124.409" [K=1.0000]
Test Date:2025-7-03	Remarks: LAMP:BXRH-30G10T0-G-83 Ra:90
	LENS:PM-1084 15R
	DRIVER:PUP20A-1WMC 600mA
	30minutes warm-up

UTILIZATION FACTORS TABLE

Test:U:120.07V I:0.1162A P:13.839W PF:0.9905 Freq:59.98Hz Lamp Flux:1342.44x1 lm		
NAME: CTL-M-1.5S-30K-15-RD-AD	TYPE:	WEIGHT:
SPEC.: 3000K	DIM.:	SERIAL No.: 2507030419
MFR.: MERCURY LIGHTING	SUR.: 0.001256m2	Shielding Angle:

REFLECTANCE										
Ceiling	0.8	0.8	0.8	0.7	0.7	0.7	0.5	0.5	0.5	0
Walls	0.7	0.5	0.3	0.7	0.5	0.3	0.7	0.5	0.3	0
Working plane	0.2	0.2	0.2	0.2	0.2	0.2	0.2	0.2	0.2	0
ROOM INDEX	UTILIZATION FACTORS (PERCENT) $k(RI) \times RCR = 5$									
$k = 0.60$	54	51	49	54	51	49	54	50	49	47
0.80	58	55	53	58	55	53	57	55	53	51
1.00	61	58	56	60	57	56	59	57	55	53
1.25	63	60	58	62	60	58	61	59	58	55
1.50	64	62	60	64	61	60	62	61	59	57
2.00	66	63	62	65	63	61	63	62	60	57
2.50	67	65	63	66	64	62	64	62	61	58
3.00	67	66	64	66	65	63	64	63	62	58
4.00	69	67	66	67	66	65	65	64	63	59
5.00	69	68	67	68	67	66	66	65	64	60
ROOM INDEX	UF (total)									Direct
According to DIN EN 13032-2 2004			Suspended					SHRNOM = 1.25		

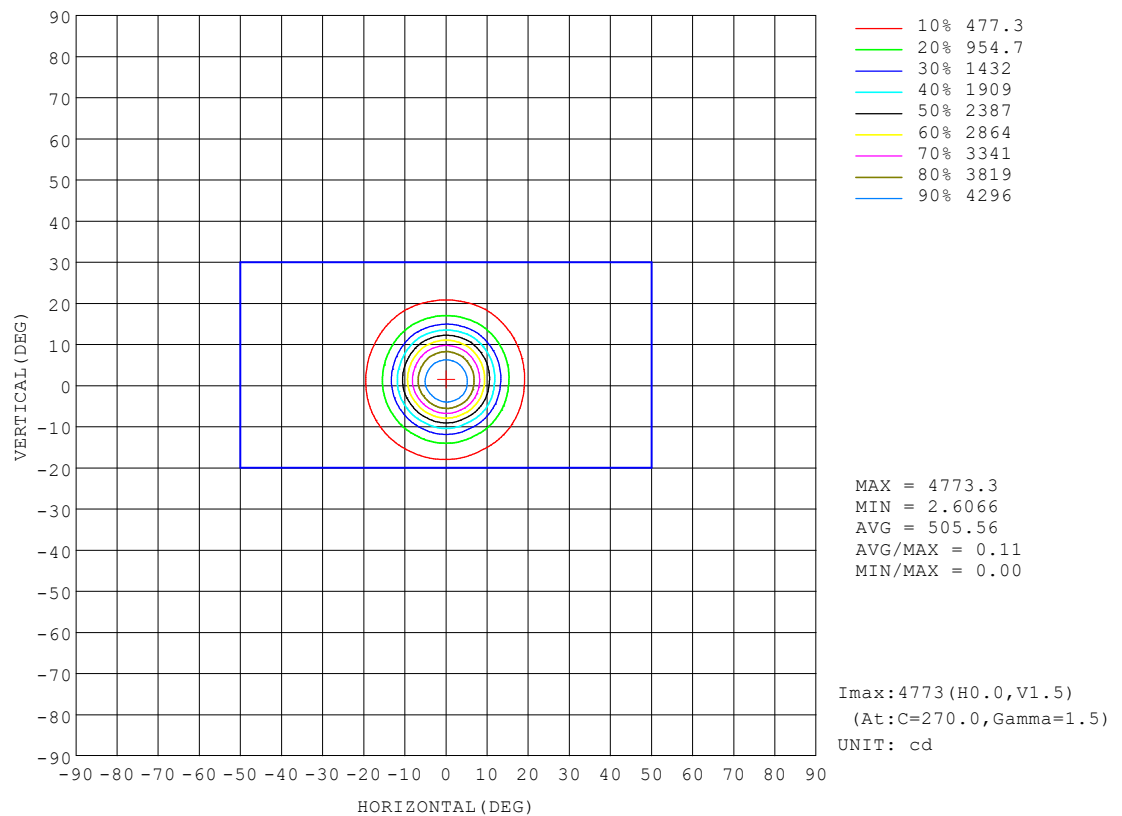
C Range: 0 - 360DEG
 C Interval: FOR A 15° LENS BEAM ANGLE
 Test Speed: MEDIUM
 Temperature: 77.54°F
 Operators: zoe
 Test Date: 2025-7-03

γ Range: 0 - 180DEG
 γ Interval: 0.5DEG
 Test System: EVERFINE GO-SPEX500_V1 SYSTEM V2.00.461
 Humidity: 65.0%
 Test Distance: 124.409" [K=1.0000]
 Remarks: LAMP: BXRH-30G10T0-G-83 Ra:90
 LENS: PM-1084 15R
 DRIVER: PUP20A-1WMC 600mA

30minutes warm-up

ISOCANDELA DIAGRAM

Test:U:120.07V I:0.1162A P:13.839W PF:0.9905 Freq:59.98Hz Lamp Flux:1342.44x1 lm		
NAME: CTL-M-1.5S-30K-15-RD-AD	TYPE:	WEIGHT:
SPEC.: 3000K	DIM.:	SERIAL No.: 2507030419
MFR.: MERCURY LIGHTING	SUR.: 0.001256m2	Shielding Angle:



C Range: 0 - 360DEG
 C Interval: FOR A 15° LENS BEAM ANGLE
 Test Speed: MEDIUM
 Temperature: 77.54°F
 Operators: zoe
 Test Date: 2025-7-03

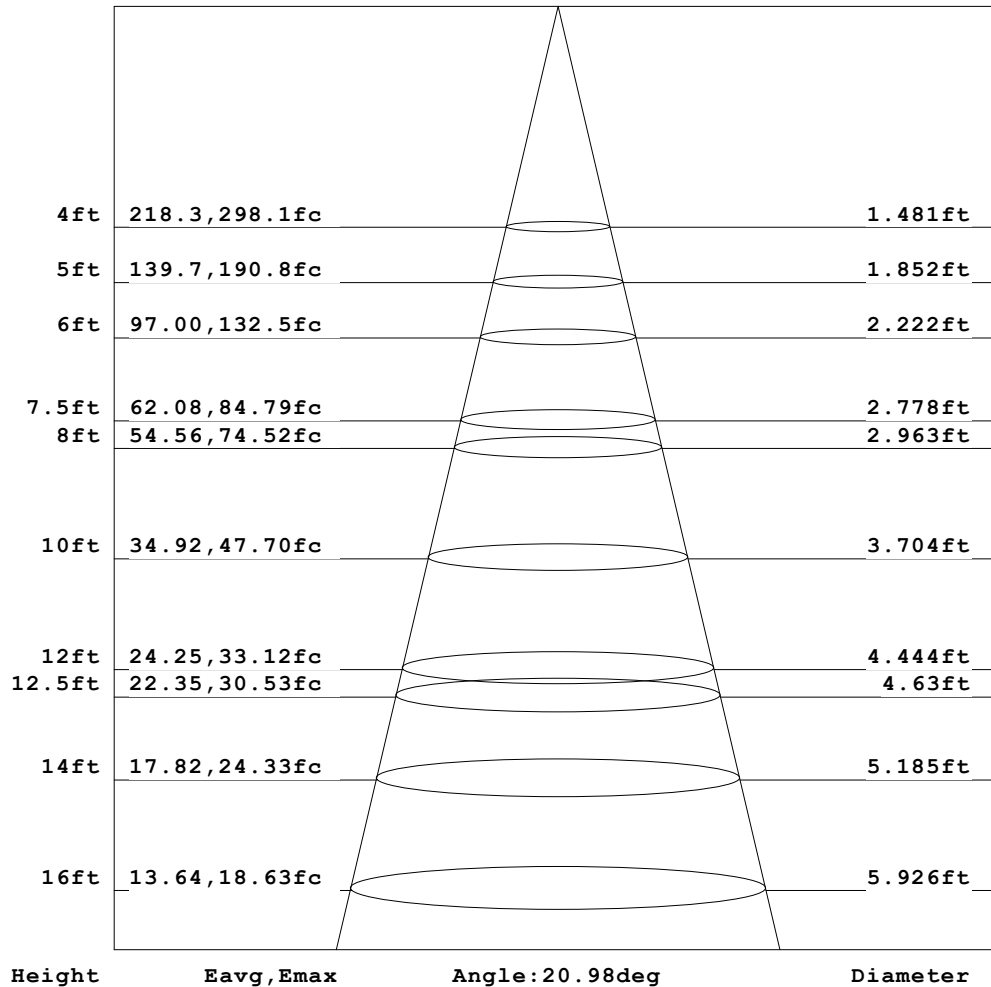
γ Range: 0 - 180DEG
 γ Interval: 0.5DEG
 Test System: EVERFINE GO-SPEX500_V1 SYSTEM V2.00.461
 Humidity: 65.0%
 Test Distance: 124.409" [K=1.0000]
 Remarks: LAMP: BXRH-30G10T0-G-83 Ra: 90
 LENS: PM-1084 15R
 DRIVER: PUP20A-1WMC 600mA

30minutes warm-up

AAI Figure

Test:U:120.07V I:0.1162A P:13.839W PF:0.9905 Freq:59.98Hz Lamp Flux:1342.44x1 lm		
NAME: CTL-M-1.5S-30K-15-RD-AD	TYPE:	WEIGHT:
SPEC.: 3000K	DIM.:	SERIAL No.: 2507030419
MFR.: MERCURY LIGHTING	SUR.: 0.001256m2	Shielding Angle:

Flux out:376.8 lm



Note: The Curves indicate the illuminated area and the average illumination when the luminaire is at different distance.

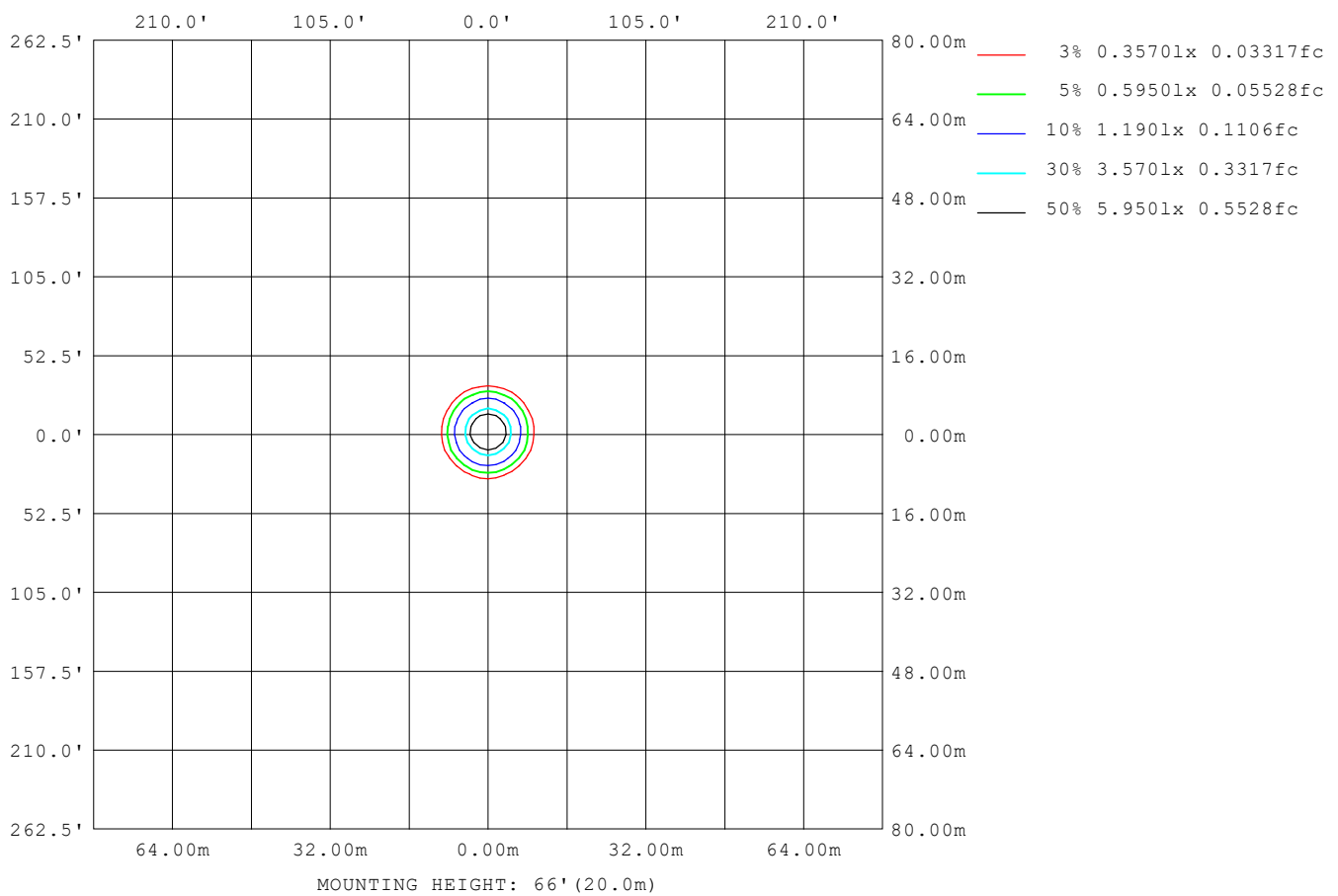
C Range: 0 - 360DEG
 C Interval: FOR A 15° LENS BEAM ANGLE
 Test Speed: MEDIUM
 Temperature: 77.54°F
 Operators: zoe
 Test Date: 2025-7-03

γ Range: 0 - 180DEG
 γ Interval: 0.5DEG
 Test System: EVERFINE GO-SPEX500_V1 SYSTEM V2.00.461
 Humidity: 65.0%
 Test Distance: 124.409" [K=1.0000]
 Remarks: LAMP: BXRH-30G10T0-G-83 Ra:90
 LENS: PM-1084 15R
 DRIVER: PUP20A-1WMC 600mA

30minutes warm-up

ISOLUX DIAGRAM

Test: U:120.07V I:0.1162A P:13.839W PF:0.9905 Freq:59.98Hz Lamp Flux: 1342.44x1 lm		
NAME: CTL-M-1.5S-30K-15-RD-AD	TYPE:	WEIGHT:
SPEC.: 3000K	DIM.:	SERIAL No.: 2507030419
MFR.: MERCURY LIGHTING	SUR.: 0.001256m2	Shielding Angle:



C Range: 0 - 360DEG
C Interval: FOR A 15° LENS BEAM ANGLE
Test Speed: MEDIUM
Temperature: 77.54°F
Operators: zoe
Test Date: 2025-7-03

γ Range: 0 - 180DEG
γ Interval: 0.5DEG
Test System: EVERFINE GO-SPEX500_V1 SYSTEM V2.00.461
Humidity: 65.0%
Test Distance: 124.409" [K=1.0000]
Remarks: LAMP: BXRH-30G10T0-G-83 Ra:90
 LENS: PM-1084 15R
 DRIVER: PUP20A-1WMC 600mA

30minutes warm-up

LED Avg.L Report

Test:U:120.07V I:0.1162A P:13.839W PF:0.9905 Freq:59.98Hz Lamp Flux:1342.44x1 lm		
NAME: CTL-M-1.5S-30K-15-RD-AD	TYPE:	WEIGHT:
SPEC.: 3000K	DIM.:	SERIAL No.: 2507030419
MFR.: MERCURY LIGHTING	SUR.: 0.001256m2	Shielding Angle:

AvgL	cd/m2
L_0~180 (65) av	3509
L_0~180 (75) av	1876
L_0~180 (85) av	1513
L_90~270 (65) av	4070
L_90~270 (75) av	1869
L_90~270 (85) av	1447
L_45 (65) av	3867
L_45 (75) av	1838
L_45 (85) av	1302

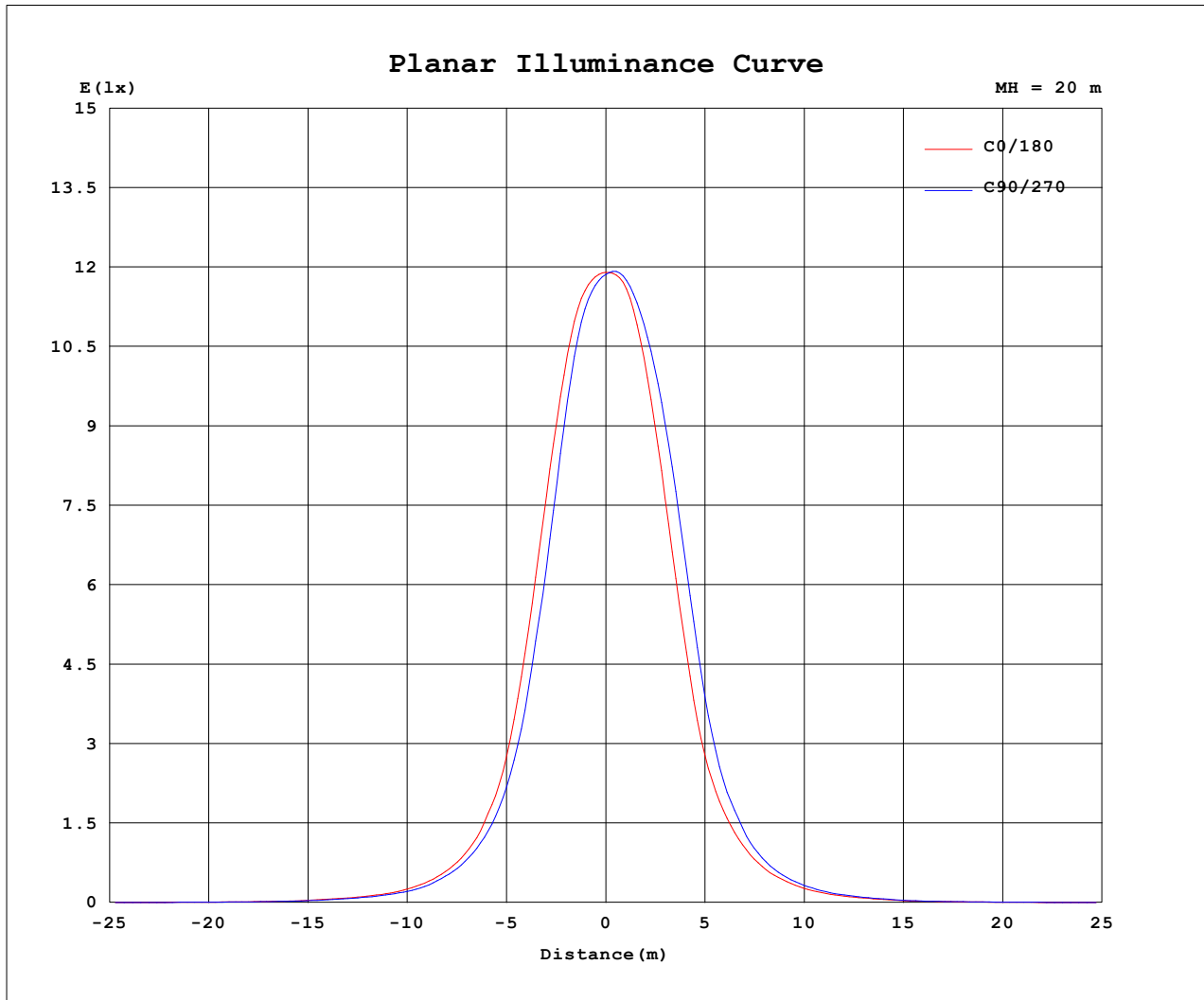
Standard: GB/T 29293-2012

C Range: 0 - 360DEG
 C Interval: FOR A 15° LENS BEAM ANGLE
 Test Speed: MEDIUM
 Temperature: 77.54°F
 Operators: zoe
 Test Date: 2025-7-03

γ Range: 0 - 180DEG
 γ Interval: 0.5DEG
 Test System: EVERFINE GO-SPEX500_V1 SYSTEM V2.00.461
 Humidity: 65.0%
 Test Distance: 124.409" [K=1.0000]
 Remarks: LAMP: BXRH-30G10T0-G-83 Ra: 90
 LENS: PM-1084 15R
 DRIVER: PUP20A-1WMC 600mA

30minutes warm-up

Planar Illuminance Curve



C Range: 0 - 360DEG
C Interval: FOR A 15° LENS BEAM ANGLE
Test Speed: MEDIUM
Temperature: 77.54°F
Operators: zoe
Test Date: 2025-7-03

γ Range: 0 - 180DEG
γ Interval: 0.5DEG
Test System: EVERFINE GO-SPEX500_V1 SYSTEM V2.00.461
Humidity: 65.0%
Test Distance: 124.409" [K=1.0000]
Remarks: LAMP: BXRH-30G10T0-G-83 Ra: 90
LENS: PM-1084 15R
DRIVER: PUP20A-1WMC 600mA

30minutes warm-up

LUMINOUS DISTRIBUTION INTENSITY DATA

Test:U:120.07V I:0.1162A P:13.839W PF:0.9905 Freq:59.98Hz Lamp Flux:1342.44x1 lm		
NAME: CTL-M-1.5S-30K-15-RD-AD	TYPE:	WEIGHT:
SPEC.: 3000K	DIM.:	SERIAL No.: 2507030419
MFR.: MERCURY LIGHTING	SUR.: 0.001256m2	Shielding Angle:

Table--1

UNIT: cd

C (DEG) γ (DEG)	0	30	60	90	120	150	180	210	240	270	300	330						
0	4749	4749	4749	4749	4749	4749	4749	4749	4749	4749	4749	4749						
5	4315	4206	4059	4014	4017	4114	4287	4386	4485	4509	4501	4433						
10	2568	2321	2068	2068	2054	2255	2557	2849	3162	3253	3183	2913						
15	990	883	816	798	835	900	1021	1150	1352	1409	1392	1193						
20	404	377	342	344	356	395	437	477	543	549	543	470						
25	182	167	150	150	154	173	195	208	236	234	234	204						
30	88.2	82.1	76.8	75.9	77.3	83.2	89.6	96.3	105	105	106	95.9						
35	46.5	44.6	41.6	40.5	39.5	41.7	44.3	46.1	50.6	51.3	52.0	49.1						
40	20.8	20.9	19.7	19.3	18.5	19.0	19.6	19.7	20.8	21.1	21.6	21.0						
45	10.8	10.8	10.3	10.1	9.51	9.54	10.0	10.2	10.9	11.0	10.9	10.7						
50	5.15	4.97	4.70	4.65	4.39	4.53	4.71	4.73	5.03	5.15	5.12	5.04						
55	2.99	2.72	2.52	2.51	2.45	2.49	2.68	2.75	2.85	2.91	2.96	2.98						
60	2.52	2.21	2.08	2.10	2.08	2.06	2.24	2.36	2.53	2.62	2.65	2.57						
65	2.01	1.77	1.72	1.75	1.73	1.71	1.72	2.05	2.42	2.57	2.59	2.39						
70	0.91	0.92	0.94	0.97	0.96	0.95	0.94	0.91	0.95	1.31	1.11	0.89						
75	0.60	0.60	0.62	0.64	0.63	0.62	0.62	0.59	0.58	0.58	0.57	0.58						
80	0.36	0.34	0.35	0.37	0.36	0.36	0.37	0.34	0.33	0.34	0.33	0.33						
85	0.16	0.14	0.15	0.17	0.15	0.15	0.17	0.14	0.14	0.15	0.14	0.14						
90	0.00	0.00	0.00	0.00	0.00	0.00	0.00	0.00	0.00	0.00	0.00	0.00						
95	0.00	0.00	0.00	0.00	0.00	0.00	0.00	0.00	0.00	0.00	0.00	0.00						
100	0.00	0.00	0.00	0.00	0.00	0.00	0.00	0.00	0.00	0.00	0.00	0.00						
105	0.00	0.00	0.00	0.00	0.00	0.00	0.00	0.00	0.00	0.00	0.00	0.00						
110	0.00	0.00	0.00	0.00	0.00	0.00	0.00	0.00	0.00	0.00	0.00	0.00						
115	0.00	0.00	0.00	0.00	0.00	0.00	0.00	0.00	0.00	0.00	0.00	0.00						
120	0.00	0.00	0.00	0.00	0.00	0.00	0.00	0.00	0.00	0.00	0.00	0.00						
125	0.00	0.00	0.00	0.00	0.00	0.00	0.00	0.00	0.00	0.00	0.00	0.00						
130	0.00	0.00	0.00	0.00	0.00	0.00	0.00	0.00	0.00	0.00	0.00	0.00						
135	0.00	0.00	0.00	0.00	0.00	0.00	0.00	0.00	0.00	0.00	0.00	0.00						
140	0.00	0.00	0.00	0.00	0.00	0.00	0.00	0.00	0.00	0.00	0.00	0.00						
145	0.00	0.00	0.00	0.00	0.00	0.00	0.00	0.00	0.00	0.00	0.00	0.00						
150	0.00	0.00	0.00	0.00	0.00	0.00	0.00	0.00	0.00	0.00	0.00	0.00						
155	0.00	0.00	0.00	0.00	0.00	0.00	0.00	0.00	0.00	0.00	0.00	0.00						
160	0.00	0.00	0.00	0.00	0.00	0.00	0.00	0.00	0.00	0.00	0.00	0.00						
165	0.00	0.00	0.00	0.00	0.00	0.00	0.00	0.00	0.00	0.00	0.00	0.00						
170	0.00	0.00	0.00	0.00	0.00	0.00	0.00	0.00	0.00	0.00	0.00	0.00						
175	0.00	0.00	0.00	0.00	0.00	0.00	0.00	0.00	0.00	0.00	0.00	0.00						
180	0.00	0.00	0.00	0.00	0.00	0.00	0.00	0.00	0.00	0.00	0.00	0.00						

C Range: 0 - 360DEG

C Interval: FOR A 15° LENS BEAM ANGLE

Test Speed: MEDIUM

Temperature: 77.54°F

Operators: zoe

Test Date: 2025-7-03

γ Range: 0 - 180DEG

γ Interval: 0.5DEG

Test System: EVERFINE GO-SPEX500_V1 SYSTEM V2.00.461

Humidity: 65.0%

Test Distance: 124.409" [K=1.0000]

Remarks: LAMP: BXRH-30G10T0-G-83 Ra: 90

LENS: PM-1084 15R

DRIVER: PUP20A-1WMC 600mA

30minutes warm-up